

# Country-Level Data of Europe & Central Asia RO

Data as of:  
26 April 2024

**\$9.16 M**

Planned Budget

**\$8.66 M**

Actual Budget



**\$500.67 K**




















Shortfall

**\$7.52 M**

Expenses

IATI IDENTIFIER	OUTCOME RESULT STATEMENT	PLANNED BUDGET	ACTUAL BUDGET AND SHORTFALL	EXPENSES
<a href="#">XM-DAC-41146-ECA_D_1.1</a>	Duty bearers implement and finance evidence-based gender-responsive normative frameworks and policies, including in the context of crisis response and recovery.	\$1,821,339	\$5,534,304	\$4,155,118
<b>OUTPUT LEVEL RESULTS</b>				
ECA_D_1.1.1	Governments have strengthened knowledge, skills and opportunities to plan and monitor gender responsive budgets.	\$858,019	\$932,110	\$585,210
ECA_D_1.1.2	Governments and development-peace-humanitarian partners have strengthened knowledge and skills to enforce/adopt, implement and finance gender equality normative frameworks in an inclusive manner.	\$405,424	\$3,281,220	\$2,756,271
ECA_D_1.1.3	Governments, civil society and other key actors have strengthened capacities to plan and produce quality and timely gender data, evidence and knowledge.	\$273,514	\$384,372	\$220,557
ECA_D_1.1.4	Key actors have increased capacity to ensure effective integration of gender in response to the Ukraine crisis	\$284,382	\$936,602	\$593,080
<a href="#">XM-DAC-41146-ECA_D_1.2</a>	Women and girls fully and equally participate in leadership and decision-making processes and benefit from gender-responsive governance.	\$635,500	\$510,723	\$443,902
<b>OUTPUT LEVEL RESULTS</b>				
ECA_D_1.2.1	Women and women's organizations have increased capacities and mechanisms to lead, influence and benefit from decision-making processes, laws and services.	\$391,780	\$335,059	\$281,489
ECA_D_1.2.2	Governments and other stakeholders are equipped	\$26,720	\$26,714	\$13,017

	with improved knowledge and skills to develop data-driven policies and actions.	\$20,720	\$20,717	\$10,017
				
ECA_D_1.2.3	Women have improved access to financing, technology and economic opportunities.	\$217,000	\$148,950	\$149,396
				

IATI IDENTIFIER	OUTCOME RESULT STATEMENT	PLANNED BUDGET	ACTUAL BUDGET AND SHORTFALL	EXPENSES
XM-DAC-41146-ECA_D_1.3	Women and girls live a life free from all forms of discrimination, violence and harmful social norms.	\$3,268,135	\$2,717,011	\$2,136,671
				
<b>OUTPUT LEVEL RESULTS</b>				
ECA_D_1.3.1	Key stakeholders have strengthened capacity to influence the development, implementation, and oversight of legislation and policies on VAW.	\$1,171,006	\$937,702	\$940,895
				
ECA_D_1.3.3	Institutions, communities and Individuals have increased capacity to advance and advocate for policies and practices that address gender-based discrimination and combat harmful gender stereotypes including through engaging men and boys	\$1,772,033	\$1,397,504	\$969,604
				
ECA_D_1.3.2	Women and girls have increased access to quality essential services and socio-economic measures.	\$325,096	\$381,805	\$226,172
				
XM-DAC-41146-ECA_D_1.4	The UN System demonstrates greater accountability to advance progress on GEWE across the humanitarian-development-peace nexus.	\$124,023	\$5,000	\$1,101
				
<b>OUTPUT LEVEL RESULTS</b>				
ECA_D_1.4.1	UN Women is positioned as a regional thought leader in the UN Development System, leveraging our leadership and membership in regional coordination mechanisms.	\$124,015	\$5,000	\$1,101
				
ECA_D_1.4.2	UNCTs and inter-agency coordination mechanisms have increased capacity to integrate GEWE and track financing in UNSDCFs, response plans/frameworks and joint programmes.	\$3	\$0	\$0
				
ECA_D_1.4.3	UNCTs in the ECA region increasingly exceed UNCT-SWAP Gender Equality Scorecard requirements.	\$5	\$0	\$0
		