

\$13.65 M

Planned Budget

\$11.81 M

Actual Budget

\$1.84 M

Shortfall












\$10.02 M

Expenses

IATI IDENTIFIER	OUTCOME RESULT STATEMENT	PLANNED BUDGET	ACTUAL BUDGET AND SHORTFALL	EXPENSES
XM-DAC-41146-RD_D_1.1	Participation by women in politics and decision making increased	\$1,556,935	\$1,859,435	\$1,067,399
OUTPUT LEVEL RESULTS				
RD_D_1.1.1	Capacities of targeted institutions to develop and implement legal frameworks that promote women political participation and decision making strengthened	\$565,791	\$622,350	\$472,975
RD_D_1.1.2	Capacities to advance GEWE by women in decision making positions enhanced	\$297,000	\$263,171	\$216,662
RD_D_1.1.3	Increased community and civic understanding of women's right to political participation	\$694,144	\$973,914	\$377,762
XM-DAC-41146-RD_D_1.2	Increased budgetary allocation for GEWE at national and county level	\$621,478	\$495,883	\$318,544
OUTPUT LEVEL RESULTS				
RD_D_1.2.1	Capacities and systems of targeted institutions for inclusive planning and budgeting enhanced	\$509,478	\$430,243	\$267,083
RD_D_1.2.3	Capacities of state-and non-state actors to monitor and report on progress in implementation of global normative and policy frameworks on GEWE enhanced	\$32,000	\$0	\$1,007
RD_D_1.2.2	Capacities of gender equality advocates to advocate for gender responsive plans and budgets enhanced	\$80,000	\$65,640	\$50,454

IATI IDENTIFIER	OUTCOME RESULT STATEMENT	PLANNED BUDGET	ACTUAL BUDGET AND SHORTFALL	EXPENSES
XM-DAC-41146-RD_D_1.3	Gender statistics, sex-disaggregated data and knowledge are produced, analyzed and used to inform policy-making, advocacy and accountability for delivering gender equality and women's empowerment results.	\$935,796	\$809,666	\$701,448
OUTPUT LEVEL RESULTS				
RD_D_1.3.1	Gaps in the planning, coordination, production and use of gender statistics at National and County level are identified and sustainably addressed	\$217,419	\$193,637	\$206,103
RD_D_1.3.2	Technical capacity of governments, civil society and other key actors is strengthened to improve the production and use of gender statistics.	\$142,754	\$112,959	\$82,054
RD_D_1.3.3	Increased data production and analysis to monitor the SDGs and other national and international priorities.	\$418,568	\$364,504	\$272,019
RD_D_1.3.5	Increased use of gender statistics for policy-making, budgeting and reporting is promoted	\$157,055	\$138,567	\$141,272
XM-DAC-41146-RD_D_2.1	Productivity of women in the agricultural value-chain increased	\$2,511,987	\$1,189,182	\$628,389
OUTPUT LEVEL RESULTS				
RD_D_2.1.1	Capacities of national and county institutions to develop and implement gender responsive CSA policies strengthened	\$2,015,987	\$761,054	\$496,887
RD_D_2.1.2	Access to information, technology, finance and markets by women in the agricultural value chain increased	\$496,000	\$428,128	\$131,501

IATI IDENTIFIER	OUTCOME RESULT STATEMENT	PLANNED BUDGET	ACTUAL BUDGET AND SHORTFALL	EXPENSES
XM-DAC-41146-RD_D_2.2	Access by women entrepreneurs to existing and emerging markets/procurement opportunities increased	\$174,650	\$189,835	\$151,972
OUTPUT LEVEL RESULTS				
RD_D_2.2.1	Capacities of women entrepreneurs as suppliers strengthened	\$86,650	\$181,752	\$147,360
RD_D_2.2.2	Capacities of selected institutions to implement, monitor and report on women's access to procurement opportunities strengthened	\$55,000	\$0	\$4,612
RD_D_2.2.3	Capacity of the Government of Kenya to engender fiscal stimulus packages and recovery efforts during COVID-19 and economic crises is strengthened and advocacy efforts to promote gender-responsive planning and implementation of economic and social policies are increased	\$33,000	\$8,083	\$0
XM-DAC-41146-RD_D_3.1	Favorable social normal, attitudes and behaviors are promoted at community and individual levels to prevent VAWG	\$802,005	\$672,718	\$513,742
OUTPUT LEVEL RESULTS				
RD_D_3.1.1	Women, girls, men and boys at community and individual level are mobilized in favor of gender equality and respectful relationships	\$458,105	\$406,485	\$312,154
RD_D_3.1.2	Capacities of targeted institutions to facilitate safe spaces that prevent sexual harrassment of women and girls strengthened	\$343,900	\$266,233	\$201,588

IATI IDENTIFIER	OUTCOME RESULT STATEMENT	PLANNED BUDGET	ACTUAL BUDGET AND SHORTFALL	EXPENSES
XM-DAC-41146-RD_D_3.2	Uptake of essential justice services by survivors VAWG increased	\$779,949	\$845,308	\$559,130
				
OUTPUT LEVEL RESULTS				
RD_D_3.2.1	Effective development/implementation of EVAWG laws and policies enhanced	\$697,949	\$782,408	\$509,568
				
RD_D_3.2.2	Capacities to collect, analyse, present and utilize data on VAWG enhanced	\$82,000	\$62,900	\$49,561
				
XM-DAC-41146-RD_D_4.1	Women's and girls' participation in conflict prevention and peace and security processes increased	\$3,244,056	\$2,161,784	\$1,270,501
				
OUTPUT LEVEL RESULTS				
RD_D_4.1.1	Capacities to develop and implement the gender responsive policies and frameworks on peace and security, P/CVE and DRR strengthened	\$1,255,629	\$1,148,218	\$905,168
				
RD_D_4.1.2	Access to DRR and humanitarian services by women and girls increased	\$1,988,427	\$1,013,566	\$365,332
		