

Country-Level Data of Tanzania

Data as of:
30 April 2024

\$12.18 M

Planned Budget

\$7.96 M





Actual Budget

\$4.22 M

Shortfall

\$7.28 M

Expenses

IATI IDENTIFIER	OUTCOME RESULT STATEMENT	PLANNED BUDGET	ACTUAL BUDGET AND SHORTFALL	EXPENSES
XM-DAC-41146-TZA_D_1.1	Electoral Frameworks and arrangements promote gender balance in elections.	\$911,784	\$849,956	\$590,135
<div>  </div>				
OUTPUT LEVEL RESULTS				
TZA_D_1.1.1	Strengthened capacities of the EMBs, ORPP and Parliaments in adopting legislative framework that enables women's participation and leadership	\$911,784	\$849,956	\$590,135
<div>  </div>				
XM-DAC-41146-TZA_D_1.2	A cadre of interested, diverse and capable women political leaders is formed and supported to take up leadership roles in gender sensitive political institutions	\$910,415	\$179,503	\$178,992
<div>  </div>				
OUTPUT LEVEL RESULTS				
TZA_D_1.2.1	Increased technical capacity of women to engage in leadership contests	\$910,415	\$179,503	\$178,992
<div>  </div>				

IATI IDENTIFIER	OUTCOME RESULT STATEMENT	PLANNED BUDGET	ACTUAL BUDGET AND SHORTFALL	EXPENSES
XM-DAC-41146-TZA_D_1.4	Selected legislation, policies and justice system are gender-responsive and promote women's rights and gender equality	\$494,244	\$147,732	\$251,629
OUTPUT LEVEL RESULTS				
TZA_D_1.4.1	Justice policies, legislations and regulations identify and address gaps and barriers to women's access to justice in line with international and regional commitments including the CEDAW recommendations	\$283,575	\$147,732	\$235,852
TZA_D_1.4.2	Strengthened capacity of justice system and structures and justice sector actors to enforce women's rights legislations, regulations and SOPs to ensure access to justice for women in Zanzibar and Mainland	\$170,000	\$0	\$-883
TZA_D_1.4.3	Increased awareness of women's rights among women and communities in compliance with CEDAW recommendations in Zanzibar and Mainland	\$40,669	\$0	\$16,660
XM-DAC-41146-TZA_D_1.5	Strengthen the policy and financial environment to enable gender-responsive national adaptation and effective monitoring of the SDGs	\$574,555	\$369,250	\$215,729
OUTPUT LEVEL RESULTS				
TZA_D_1.5.1	Enabling legal frameworks, institutional arrangements, adequate resources, and monitoring mechanisms for gender statistics are in place within the national statistical system (NSS)	\$54,733	\$47,619	\$46,081
TZA_D_1.5.2	Strengthened SDGs monitoring and indicator framework for gender equality.	\$198,021	\$64,707	\$64,707
TZA_D_1.5.3	Improved routine data systems for strengthened gender statistics to monitor global and national commitments	\$314,801	\$256,924	\$104,940
TZA_D_1.5.4	Future national policies and action plans aiming to promote gender equality are based on improved statistical evidence on gender equality barriers from social institutions	\$7,000	\$0	\$0

IATI IDENTIFIER	OUTCOME RESULT STATEMENT	PLANNED BUDGET	ACTUAL BUDGET AND SHORTFALL	EXPENSES
XM-DAC-41146-TZA_D_1.6	Strengthen the production of gender statistics to enable the monitoring of national policies and reporting commitments under the SDGs.	\$105,803	\$72,964	\$156,491
OUTPUT LEVEL RESULTS				
TZA_D_1.6.1	Capacity of the NSS strengthened to compile Tier I, Tier II and Tier III gender-specific indicators in the SDGs, minimum set, and national monitoring frameworks (FYDP II, MKUZA III	\$90,263	\$54,440	\$59,343
TZA_D_1.6.2	National statistical and analytical capacities on gender statistics in relation to discriminatory social institutions made robust	\$15,540	\$18,525	\$97,148
XM-DAC-41146-TZA_D_1.7	WCII: Gender statistics, sex-disaggregated data, and knowledge are produced, analyzed and used to inform policy making, advocacy and accountability for delivering gender equality and women's empowerment results	\$894,656	\$28,208	\$58,252
OUTPUT LEVEL RESULTS				
TZA_D_1.7.1	WC II: Gaps in the planning, coordination, production, and use of gender statistics are identified and sustainably addressed.	\$249,656	\$28,208	\$42,325
TZA_D_1.7.2	WCII: Technical capacity of governments, civil society and other key actors is strengthened to improve the production and use of gender statistics.	\$18,000	\$0	\$0
TZA_D_1.7.3	WCII: Increased data production and analysis to monitor the SDGs and other national and international priorities.	\$494,000	\$0	\$15,926
TZA_D_1.7.4	WCII: Statistical business processes are increasingly modernized to improve the production of gender statistics.	\$76,000	\$0	\$0
TZA_D_1.7.5	WCII: Increased accessibility, dissemination, and communication of gender data.	\$15,000	\$0	\$0
TZA_D_1.7.6	WCII: User-producer dialogues are institutionalized	\$14,000	\$0	\$0

to increase the quality and use of gender statistics



TZA_D_1.7.7

WCII: Increased use of gender statistics for policymaking, budgeting and reporting is promoted.



\$28,000

\$0

\$0



IATI IDENTIFIER	OUTCOME RESULT STATEMENT	PLANNED BUDGET	ACTUAL BUDGET AND SHORTFALL	EXPENSES
XM-DAC-41146-TZA_D_1.8	Gender norms and discriminatory behaviours and practices at LGA levels are transformed to promote women's and girls' voices, meaningful participation and leadership	\$1,418,981	\$1,518,855	\$1,176,188
OUTPUT LEVEL RESULTS				
TZA_D_1.8.1	Community facilitators have increased capacities and skills to design and implement gender-transformative initiatives	\$142,812	\$289,705	\$460,825
TZA_D_1.8.2	Community and traditional leaders, including male leaders and influencers, and women led networks recognize and effectively promote women's participation and leadership in public life	\$351,036	\$0	\$0
TZA_D_1.8.3	Women and girls, with and without disabilities, have enhanced economic agency, capacity to participate in leadership and ability to express their voice, and priorities without fear of violence	\$105,137	\$201,070	\$60,457
TZA_D_1.8.4	Strengthened capacity of LGA duty bearers and other actors on participatory action research and co-creation mechanism to promote women's (with and without disabilities) voices and leadership in decision-making, priority setting and implementation of gender and disability responsive micro socio-economic plans	\$212,830	\$325,000	\$117,955
TZA_D_1.8.5	Information, knowledge, data and good practices produced to inform adoption of gender and disability transformative actions at local levels	\$202,812	\$83,073	\$49,070
TZA_D_1.8.6	Duty-bearers have strengthened knowledge and capacity to review, design, and implement gender responsive and inclusive laws, strategies, procedures, tools and practices to promote women's leadership and economic rights at LGA levels	\$404,354	\$620,006	\$487,881
XM-DAC-41146-TZA_D_2.1	Priority policies and strategies for women's economic empowerment in selected sectors adopted and implemented (DRF)	\$1,004,940	\$439,250	\$348,619
OUTPUT LEVEL RESULTS				
TZA_D_2.1.1	Capacities of policy makers and local govt authorities enhanced in applying international standards to selected national policies and	\$605,004	\$378,791	\$300,076

	implementation of strategies to advance women's economic empowerment in trade, entrepreneurship, energy, social protection, and agriculture (DRF)	
TZA_D_2.1.2	Access to disaggregated data, statistics and research on the economic opportunities of women across priority sectors by national institutions is increased (DRF)	<div> <div>\$399,936</div> <div>\$60,459</div> <div>\$48,543</div> </div> 

IATI IDENTIFIER	OUTCOME RESULT STATEMENT	PLANNED BUDGET	ACTUAL BUDGET AND SHORTFALL	EXPENSES
XM-DAC-41146-TZA_D_2.2	Financing barriers removed and women's capacity to invest in climate-resilient agriculture increased. (FPI)	\$140,524	\$157,445	\$150,338
				
OUTPUT LEVEL RESULTS				
TZA_D_2.2.1	Improved regulatory and economic incentives for public and private financial institution to provide credit to women farmers (FPI).	\$22,689	\$15,883	\$57,019
				
TZA_D_2.2.2	Improved and targeted access to training, peer to peer learning, and skills development (FPI)	\$117,835	\$141,562	\$93,319
				
XM-DAC-41146-TZA_D_2.3	Opportunities for women farmers to move up the value chain promoted. (FPI)	\$1,162,807	\$1,041,047	\$886,490
				
OUTPUT LEVEL RESULTS				
TZA_D_2.3.1	Increased inclusion of women small holders in green agricultural supply chains at the national, intra-regional and international levels (FPI)	\$253,803	\$232,485	\$242,576
				
TZA_D_2.3.2	Increased capacity of women farmers and cooperatives (FPI)	\$909,004	\$808,562	\$643,914
				

IATI IDENTIFIER	OUTCOME RESULT STATEMENT	PLANNED BUDGET	ACTUAL BUDGET AND SHORTFALL	EXPENSES
XM-DAC-41146-TZA_D_3.1	An enabling legislative and policy environment in line with international standards on EAW and other forms of discrimination is in place and translated into action	\$1,335,977	\$655,246	\$589,439
OUTPUT LEVEL RESULTS				
TZA_D_3.1.1	Capacity of Government institutions to implement legislation to EAW and other forms of discrimination is strengthened (FPI)	\$516,400	\$371,705	\$318,188
TZA_D_3.1.2	Women's voice and agency strengthened to advocate for the reform and implementation of laws and policies on EAW (FPI)	\$372,432	\$35,492	\$52,006
TZA_D_3.1.3	Availability, accessibility and capacity of services to women and girls who were subject to violence strengthened (SN).	\$298,645	\$201,138	\$180,032
TZA_D_3.1.4	Women understand and can exercise their rights to quality services	\$148,500	\$46,911	\$39,214
XM-DAC-41146-TZA_D_3.2	Gender responsive locally relevant and owned interventions identified	\$181,507	\$63,295	\$64,714
OUTPUT LEVEL RESULTS				
TZA_D_3.2.1	Capacity of local authorities, women's and community groups to develop comprehensive interventions for prevention and response to SVAWG in public spaces in coordination with other stakeholders enhanced	\$54,316	\$7,754	\$20,875
TZA_D_3.2.2	Multi-stakeholder partnerships on SVAWG established.	\$33,691	\$28,441	\$24,396
TZA_D_3.2.3	Local data collected on SVAWG, analyzed and informed participatory programme design shared with multi-stakeholder partners	\$93,500	\$27,100	\$19,443

IATI IDENTIFIER	OUTCOME RESULT STATEMENT	PLANNED BUDGET	ACTUAL BUDGET AND SHORTFALL	EXPENSES
XM-DAC-41146-TZA_D_6.1	The Capacity of URT and stakeholders is strengthened to assess progress of the Beijing Platform for Action and other global normative frameworks for gender equality and empowerment of women.	\$358,650	\$299,773	\$300,652
OUTPUT LEVEL RESULTS				
TZA_D_6.1.1	National and local level coordination mechanisms for promoting the implementation and reporting of GEWE commitments strengthened with multi-stakeholder participation.	\$358,650	\$299,773	\$300,652
XM-DAC-41146-TZA_D_6.2	More National and Local plans and budgets are gender responsive	\$395,050	\$220,317	\$199,646
OUTPUT LEVEL RESULTS				
TZA_D_6.2.1	Legislative frameworks and institutional capacity for gender responsive public finance management and planning strengthened as per CEDAW recommendations and SDG 5c1	\$70,000	\$46,942	\$28,913
TZA_D_6.2.2	Enhanced advocacy by gender advocates for increasing financing for gender equality	\$325,050	\$173,375	\$170,733