

























Country-Level Data of Uganda

Data as of:
6 May 2024

\$21.25 M **\$16.77 M** **\$4.48 M** **\$14.07 M**

Planned Budget Actual Budget Shortfall Expenses

IATI IDENTIFIER	OUTCOME RESULT STATEMENT	PLANNED BUDGET	ACTUAL BUDGET AND SHORTFALL	EXPENSES
XM-DAC-41146-UGA_D_1.1	Inclusive and Accountable Governance and Women's Access to Justice	\$2,518,210	\$2,647,793	\$352,401
<div>  </div>				
OUTPUT LEVEL RESULTS				
UGA_D_1.1.1	Institutions and systems at national and sub-national levels are effective and accountable in line with national, regional and international obligations and commitments.	\$469,824	\$1,782,326	\$198,267
<div>  </div>				
UGA_D_1.1.2	Strengthened capacity of people especially marginalized and vulnerable groups to participate and benefit from governance and development at all levels.	\$2,048,386	\$865,467	\$154,134
<div>  </div>				
XM-DAC-41146-UGA_D_1.2	Women's Rights, Gender Responsive Peace, and security	\$2,164,032	\$1,608,855	\$936,679
<div>  </div>				
OUTPUT LEVEL RESULTS				
UGA_D_1.2.1	Capacity of state and non-state actors at local, national, and regional levels strengthened to sustain peace and security.	\$2,164,032	\$1,608,855	\$936,679
<div>  </div>				

IATI IDENTIFIER	OUTCOME RESULT STATEMENT	PLANNED BUDGET	ACTUAL BUDGET AND SHORTFALL	EXPENSES
XM-DAC-41146-UGA_D_2.1	Women have increased productivity, income and access to resources	\$702,197	\$426,620	\$229,205
				
OUTPUT LEVEL RESULTS				
UGA_D_2.1.1	Strengthened capacity of institutions and people, especially the vulnerable and marginalized, to promote the delivery and adoption of integrated, innovative, equitable and inclusive strategies for improved productivity, value chain enhancement and market access	\$210,197	\$403,323	\$227,819
				
UGA_D_2.1.2	People, especially women and youth, have improved access to and utilize innovative practices, technology, finances, natural and productive resources for decent employment and livelihoods	\$430,000	\$0	\$0
				
UGA_D_2.1.3	Strengthened capacity of public and private sector organizations to increase investments in productive sectors and develop and implement responsive policies and regulations	\$62,000	\$23,297	\$1,387
				
XM-DAC-41146-UGA_D_2.2	Vulnerable women have the capacity to mitigate and adapt to CC & DRs	\$1,534,320	\$414,908	\$71,058
				
OUTPUT LEVEL RESULTS				
UGA_D_2.2.1	Enhanced capacity of institutions and communities to mitigate and adapt to climate change and disaster risks	\$560,712	\$68,439	\$36,265
				
UGA_D_2.2.2	Enhanced capacity of institutions and communities to mitigate and adapt to climate change and disaster risks	\$833,608	\$346,469	\$34,793
				
UGA_D_2.2.3	Increased and equitable access to and use of modern, renewable, and affordable energy sources and services	\$140,000	\$0	\$0
				

IATI IDENTIFIER	OUTCOME RESULT STATEMENT	PLANNED BUDGET	ACTUAL BUDGET AND SHORTFALL	EXPENSES
XM-DAC-41146-UGA_D_3.1	By 2025, people, especially the vulnerable and marginalized, have equitable access to and utilization of quality basic social and protection services.	\$4,967,358	\$4,189,719	\$1,954,224
OUTPUT LEVEL RESULTS				
UGA_D_3.1.1	Strengthened capacity of government and non-government institutions at national and sub-national levels to effectively manage and deliver sustainable and inclusive quality social and protection services.	\$76,257	\$544,829	\$135,233
UGA_D_3.1.2	People especially the vulnerable and marginalized are empowered to utilize quality basic social and protection services.	\$1,244,504	\$1,355,932	\$613,603
UGA_D_3.1.3	Strengthened policy and regulatory environment to promote equitable access and utilization of rights-based and gender responsive social and protection services that prevent, mitigate and respond to shocks and stress	\$3,646,597	\$2,288,958	\$1,205,388
XM-DAC-41146-UGA_D_3.2	By 2025, gender equality and human rights of people in Uganda are promoted, protected, and fulfilled in a culturally responsive environment.	\$5,380,871	\$3,641,300	\$1,645,679
OUTPUT LEVEL RESULTS				
UGA_D_3.2.1	Strengthened capacity of government and non-government institutions at regional, national, and sub-national level to uphold positive social, cultural norms, values and practices that promote human rights, equality, and non-discrimination	\$5,052,770	\$3,526,208	\$1,538,618
UGA_D_3.2.2	Strengthened capacities of public and private sector actors to produce, analyze and use gender statistics, sex-disaggregated data and knowledge to inform policymaking, advocacy and accountability for delivering Gender Equality and Women's Empowerment results and SDGs in a more sustainable manner.	\$328,101	\$115,092	\$107,061