

Country-Level Data for Thailand country Outcome

XM-DAC-41146-APA_D_2.3

Data as of:
6 May 2024

OUTCOME APA_D_2.3 [XM-DAC-41146-APA_D_2.3](#)

Needs of women are better addressed by climate change and disaster risk reduction actions for ensuring alternative climate-resilient livelihoods

OUTCOME DETAILS

SDG alignment



Impact areas



Women's economic empowerment

Organizational outputs



Norms, laws, policies and institutions



Financing for gender equality



Access to services, goods and resources



Women's voice, leadership and agency

Outcome Description

This outcome focuses on ensuring that the needs of all women and girls are addressed coherently including through strategies to make sure women have a voice and leadership, ensuring there is comprehensive and disaggregated data available for policy-makers, supporting women's entrepreneurship and economic livelihoods through renewable energy, and making sure that normative and policy frameworks on climate change and DRR incorporate gender equality and human rights.

UN Partners

ILO

UNAIDS



UNDP



UNFPA

UNICEF



Gender statistics

Policy Marker

GENDER EQUALITY

Humanitarian Scope

No

UN System Function

Advocacy, communications and social mobilization

Capacity development and technical assistance

Intergovernmental Normative Support

UN system coordination (discontinued)

RESOURCES

\$1.67 M

Planned Budget

\$1.18 M

Actual Budget

PLANNED BUDGET




ACTUAL BUDGET AND SHORTFALL

EXPENSES



Funding Partners

Other resources (Non-Core)/ Funding Partners:

	UN Women as Administrative Agent for Joint Programmes		Sweden	\$1,060,099		Germany NC	\$10,427
	\$107,995						

TOTAL OTHER RESOURCES (NON-CORE)
\$1,178,522

OUTCOME APA_D_2.3

B – Baseline

M – Milestones

T – Target

OUTCOME STATEMENT	INDICATOR STATEMENT	YEAR	BMTS	REPORTED RESULT
Needs of women are better addressed by climate change and disaster risk reduction actions for ensuring alternative climate-resilient livelihoods	APA_D_2.3A	2018 (Baseline)	0	N/A
	Number of countries in the AP that benefit from knowledge and evidence generated from the project to enhance gender-responsive climate resilience and DRR	2019 (Milestone)	3	0
		2020 (Milestone)	6	5
		2021 (Milestone)	8	10
		2022 (Target)	10	18

INDICATOR STATEMENT	YEAR	BMTS	REPORTED RESULT
APA_D_2.3B Number of gender-responsive climate change and DRR actions and policies implemented through the project support	2018 (Baseline)	0	N/A
	2019 (Milestone)	0	3
	2020 (Milestone)	3	5
	2021 (Milestone)	6	10
	2022 (Target)	10	4

INDICATOR STATEMENT	YEAR	BMTS	REPORTED RESULT
APA_D_2.3C Number of women in the communities who report using renewable energy for economic benefits through the project support	2018 (Baseline)	0	N/A
	2019 (Milestone)	50	0
	2020 (Milestone)	300	0
	2021 (Milestone)	100	2411
	2022 (Target)	800	0

INDICATOR STATEMENT	YEAR	BMTS	REPORTED RESULT
APA_D_2.3D Number of climate resilient interventions implemented	2018 (Baseline)	0	N/A
	2019 (Milestone)	0	-
	2020 (Milestone)	2	0
	2021 (Milestone)	3	3
	2022 (Target)	5	36

INDICATOR STATEMENT	YEAR	BMTS	REPORTED RESULT
SP_D_0.1.5	(Baseline)	-	N/A
Number of national and/or local (multi) sectoral strategies, policies and/or action plans that are adopted with a focus on gender equality (CO)	2022 (Target)	-	0

- Complementary Indicator :

INDICATOR STATEMENT	YEAR	BMTS	REPORTED RESULT
SP_D_0.4.3	(Baseline)	-	N/A
Number of countries where multi-sectoral systems, strategies or programs are implemented to advance women's equal access to and use of services, goods and/resources, including social protection (CO)	2022 (Target)	-	False

- Complementary Indicator :

INDICATOR STATEMENT	YEAR	BMTS	REPORTED RESULT
SP_D_0.5.4	(Baseline)	-	N/A
Level of influence of civil society organizations working on gender equality and women's empowerment, including women's organizations, in key normative, policy and peace processes (CO, RO, HQ)	2022 (Target)	-	0

INDICATOR STATEMENT	YEAR	BMTS	REPORTED RESULT
SP_D_0.6.3	(Baseline)	-	N/A
Number of countries demonstrating use of gender statistics, analysis, and policy relevant research (CO, RO, HQ)	2022 (Target)	-	0

- Complementary Indicator :

INDICATOR STATEMENT	YEAR	BMTS	REPORTED RESULT
SP_D_0.7.7	(Baseline)	-	N/A
Number of UN entities implementing disaster risk reduction, resilience or recovery initiatives with a focus on gender equality and women's empowerment (Desk Review)	2022 (Target)	-	-

- Complementary Indicator :

INDICATOR STATEMENT	YEAR	BMTS	REPORTED RESULT
SP_D_2.1	(Baseline)	-	N/A
SDG 5.4.1: Proportion of time spent on unpaid domestic and care work, by sex, age and location (Desk Review)	2022 (Target)	-	-

- SDG Indicator :
- Common Indicator :

INDICATOR STATEMENT	YEAR	BMTS	REPORTED RESULT
SP_D_4.3A	2021 (Baseline)	no	N/A
SP 5.15.1: Number of countries supported by UN-Women having undertaken gender-sensitive disaster risk assessments	2019 (Milestone)	-	NA
	2020 (Milestone)	-	NA
	2021 (Target)	No	False

INDICATOR STATEMENT	YEAR	BMTS	REPORTED RESULT
SP_D_4.3B	2021 (Baseline)	No	N/A
SP 5.15.2: Number of countries supported by UN-Women with Disaster Risk Reduction (DRR) policy frameworks that address gender-specific disaster risks	2019 (Milestone)	-	NA
	2020 (Milestone)	-	NA
	2021 (Target)	No	False

INDICATOR STATEMENT	YEAR	BMTS	REPORTED RESULT
SP_D_4.3C	2021 (Baseline)	No	N/A
SP 5.15.3: Number of countries supported by UN-Women with gender focal points in the national disaster platform, or its equivalent	2019 (Milestone)	-	NA
	2020 (Milestone)	-	NA
	2021 (Target)	No	False

OUTPUT INDICATOR AND RESULTS

OUTPUT APA_D_2.3.1

OUTCOME STATEMENT	INDICATOR STATEMENT	YEAR	BMTS	REPORTED RESULT
Advocacy and social mobilisation: CSOs representing women and women's groups are able to lead, participate in and influence climate change and DRR decision-making processes Planned Budget: \$1.67 M	APA_D_2.3.1A Number of climate change, DRR and gender equality CSOs that have increased capacities to mainstream gender and human rights into climate change and DRR action	2018 (Baseline)	0	N/A
		2019 (Milestone)	0	0
		2020 (Milestone)	30	0
		2021 (Milestone)	15	150
		2022 (Target)	20	56

Actual Budget and Shortfall:
\$1.63 M

Shortfall: \$43.74 K

Expenses:
\$1.44 M

INDICATOR STATEMENT	YEAR	BMTS	REPORTED RESULT
APA_D_2.3.1B Number of consultations between CSOs and government institutions working on climate change, DRR and gender equality.	2018 (Baseline)	0	N/A
	2019 (Milestone)	6	6
	2020 (Milestone)	0	12
	2021 (Milestone)	4	9
	2022 (Target)	20	6

INDICATOR STATEMENT	YEAR	BMTS	REPORTED RESULT
SP_D_0.1.h	(Baseline)	-	N/A
Number of multi-stakeholder dialogue processes to promote engagement of governments with civil society and other partners to advance gender equality and women's empowerment (CO, RO, HQ)	2022 (Target)	-	4

INDICATOR STATEMENT	YEAR	BMTS	REPORTED RESULT
SP_D_0.5.c	(Baseline)	-	N/A
Number of dialogues, mechanisms, platforms and/or coalitions created and sustained that enable meaningful and safe participation and engagement by gender equality advocates and civil society organizations working on gender equality and women's empowerment, especially women's organizations, in decision-making (CO, RO, HQ)	2022 (Target)	-	0

INDICATOR STATEMENT	YEAR	BMTS	REPORTED RESULT
SP_D_0.5.d	(Baseline)	-	N/A
Number of civil society organizations working on gender equality and women's empowerment, especially women's organizations, that have strengthened capacity to exercise their leadership role towards the achievement of gender equality and women's empowerment (CO, RO, HQ)	2022 (Target)	-	0

OUTPUT APA_D_2.3.2

OUTCOME STATEMENT	INDICATOR STATEMENT	YEAR	BMTS	REPORTED RESULT
Comprehensive and disaggregated data: Governments and key stakeholders are able to generate, analyse and use sex, age, and diversity disaggregated data to inform climate change and disaster risks and actions.	APA_D_2.3.2A	2018 (Baseline)	0	N/A
	Number of tools, profiles or assessments available for evidence-based, gendered, inclusive generation and use of data for climate change and DRR	2019 (Milestone)	0	0
		2020 (Milestone)	2	2
		2021 (Milestone)	2	2
		2022 (Target)	6	4

Planned Budget:

\$504.22 K

Actual Budget and Shortfall:

\$372.02 K

Shortfall: \$132.20 K



Expenses:
\$303.99 K



INDICATOR STATEMENT	YEAR	BMTS	REPORTED RESULT
APA_D_2.3.2B Number of government agencies with increased understanding and capacity on the use of SADDD and analysis for climate change and DRR policies	2018 (Baseline)	0	N/A
	2019 (Milestone)	6	15
	2020 (Milestone)	6	20
	2021 (Milestone)	6	3
	2022 (Target)	10	7

INDICATOR STATEMENT	YEAR	BMTS	REPORTED RESULT
SP_D_0.6.b	(Baseline)	-	N/A
Number of data producers and users with strengthened capacities in the collection, analysis, dissemination and use of gender statistics (CO)	2022 (Target)	-	0

OUTPUT APA_D_2.3.3

OUTCOME STATEMENT	INDICATOR STATEMENT	YEAR	BMTS	REPORTED RESULT
Integrated policy advice: National policymakers are able to integrate gender equality commitments in climate change and DRR regulatory and policy frameworks	APA_D_2.3.3A	2018 (Baseline)	1	N/A
	Number of national climate change (including energy) and DRR policies that are gender and human rights responsive	2019 (Milestone)	3	0
		2020 (Milestone)	2	3
		2021 (Milestone)	4	5
		2022 (Target)	5	4

Planned Budget:
\$660.34 K

Actual Budget and Shortfall:
\$497.19 K

Shortfall: \$163.14 K

Expenses:
\$384.89 K



INDICATOR STATEMENT	YEAR	BMTS	REPORTED RESULT
APA_D_2.3.3B Knowledge products on gender analyses and tools to mainstream gender in climate change and DRR policies prepared	2018 (Baseline)	0	N/A
	2019 (Milestone)	1	0
	2020 (Milestone)	2	3
	2021 (Milestone)	4	6
	2022 (Target)	5	5

INDICATOR STATEMENT	YEAR	BMTS	REPORTED RESULT
SP_D_0.1.d	(Baseline)	-	N/A
Number of partners that have increased capacities to promote/influence gender responsive legislation (CO, HQ)	2022 (Target)	-	0

INDICATOR STATEMENT	YEAR	BMTS	REPORTED RESULT
SP_D_0.1.e	(Baseline)	-	N/A
Number of partners that have increased capacities to advance gender equality and women's empowerment through national and/or local (multi) sectoral strategies, policies and/or action plans (CO, HQ)	2022 (Target)	-	0

INDICATOR STATEMENT	YEAR	BMTS	REPORTED RESULT
SP_D_0.1.f	(Baseline)	-	N/A
Number of institutions that have increased capacities to design and implement institutional reforms/strategies/policies that promote gender equality and women's empowerment (CO)	2022 (Target)	-	0

INDICATOR STATEMENT	YEAR	BMTS	REPORTED RESULT
SP_D_0.3.b	(Baseline)	-	N/A
Number of community or organizational level UN Women programmes that address behaviour and/or social/gender norms – using evidence/practice-based methodologies (CO, HQ)	2022 (Target)	-	0

INDICATOR STATEMENT	YEAR	BMTS	REPORTED RESULT
SP_D_0.7.c	(Baseline)	-	N/A
Number of interagency products or services with a focus on gender equality and women's empowerment developed and made available (CO, RO, HQ)	2022 (Target)	-	0

OUTPUT APA_D_2.3.4

OUTCOME STATEMENT	INDICATOR STATEMENT	YEAR	BMTS	REPORTED RESULT
Capacity development and technical assistance: Women are able to use renewable energy to enhance climate-resilient livelihoods Planned Budget: \$3.31 M	APA_D_2.3.4A	2018 (Baseline)	0	N/A
	Number of approach papers and action plans in place supporting women's entrepreneurship and economic opportunities of women through renewable energy	2019 (Milestone)	3	2
		2020 (Milestone)	4	7
		2021 (Milestone)	6	6
		2022 (Target)	6	0

Actual Budget and Shortfall:
\$2.85 M

Shortfall: \$455.88 K

Expenses:
\$3.42 M



INDICATOR STATEMENT	YEAR	BMTS	REPORTED RESULT
APA_D_2.3.4B Number of women centric enterprises that express interest in renewable energy-based entrepreneurship and livelihood generation	2018 (Baseline)	0	N/A
	2019 (Milestone)	9	0
	2020 (Milestone)	9	75
	2021 (Milestone)	18	75
	2022 (Target)	10	0

INDICATOR STATEMENT	YEAR	BMTS	REPORTED RESULT
APA_D_2.3.4C	2018 (Baseline)	0	N/A
Number of women-led enterprises, supported by the project, using renewable energy technology application for livelihood generation	2019 (Milestone)	0	0
	2020 (Milestone)	6	0
	2021 (Milestone)	12	14
	2022 (Target)	18	0

INDICATOR STATEMENT	YEAR	BMTS	REPORTED RESULT
SP_D_0.4.a	(Baseline)	-	N/A
Number of institutions with strengthened capacities to improve the provision of essential services, goods and/or resources for women (CO, RO, HQ)	2022 (Target)	-	0

INDICATOR STATEMENT	YEAR	BMTS	REPORTED RESULT
SP_D_0.4.c	(Baseline)	-	N/A
Number of women's organizations with increased capacities to deliver and/or monitor the quality of services, resources and goods for women in humanitarian and development settings (CO, HQ)	2022 (Target)	-	0

INDICATOR STATEMENT	YEAR	BMTS	REPORTED RESULT
SP_D_0.4.d	(Baseline)	-	N/A
Number of women accessing information, goods, resources and/or services through UNW supported platforms and programs in humanitarian and development settings (CO, HQ)	2022 (Target)	-	0

OUTPUT APA_D_2.3.5

OUTCOME STATEMENT	INDICATOR STATEMENT	YEAR	BMTS	REPORTED RESULT
Intergovernmental normative support: Regional normative and policy frameworks on climate change and DRR incorporate gender equality and human rights Planned Budget: \$1.14 M	APA_D_2.3.5B	2018 (Baseline)	2	N/A
	Number of regional dialogues and training that strengthen gender and CC/DRR capacity facilitated by project	2019 (Milestone)	3	5
		2020 (Milestone)	0	15
		2021 (Milestone)	2	14
		2022 (Target)	6	2

Actual Budget and Shortfall:
\$790.46 K

Shortfall: \$353.07 K

Expenses:
\$1.10 M



INDICATOR STATEMENT	YEAR	BMTS	REPORTED RESULT
APA_D_2.3.5C Number of knowledge products on CC/DRR that address gender equality and human rights issues	2018 (Baseline)	1	N/A
	2019 (Milestone)	3	0
	2020 (Milestone)	4	5
	2021 (Milestone)	3	6
	2022 (Target)	4	6

INDICATOR STATEMENT	YEAR	BMTS	REPORTED RESULT
APA_D_2.3.5D Number of intergovernmental declarations and decisions on climate change and DRR that integrate gender equality due to the project engagement (for example: ASEAN processes, Ministerial Forums, Adaptation Platforms).	2018 (Baseline)	0	N/A
	2019 (Milestone)	1	1
	2020 (Milestone)	0	3
	2021 (Milestone)	2	2
	2022 (Target)	3	1

INDICATOR STATEMENT	YEAR	BMTS	REPORTED RESULT
SP_D_0.3.b	(Baseline)	-	N/A
Number of community or organizational level UN Women programmes that address behaviour and/or social/gender norms – using evidence/practice-based methodologies (CO, HQ)	2022 (Target)	-	0

INDICATOR STATEMENT	YEAR	BMTS	REPORTED RESULT
SP_D_0.7.c	(Baseline)	-	N/A
Number of interagency products or services with a focus on gender equality and women's empowerment developed and made available (CO, RO, HQ)	2022 (Target)	-	2