

Country-Level Data for Asia and the Pacific RO country Outcome XM-DAC-41146-APA_O_1

Data as of:
19 May 2024


OUTCOME APA_O_1 XM-DAC-41146-APA_O_1

Enhanced coordination, coherence and accountability of the UN system for commitments to gender equality and women's empowerment

OUTCOME DETAILS

SDG alignment

Impact areas

 Principled performance

Organizational outputs

Policy Marker

GENDER EQUALITY

Humanitarian Scope

No

UN System Function

Advocacy, communications and social mobilization

Capacity development and technical assistance

Intergovernmental Normative Support

UN system coordination (discontinued)

Outcome Description

Enhanced coordination, coherence and accountability of the UN system for commitments to gender equality and women's empowerment

RESOURCES

\$449.00 K

Planned Budget

\$443.13 K

Actual Budget

PLANNED BUDGET

ACTUAL BUDGET AND SHORTFALL

EXPENSES



Funding Partners

Regular resources (Core):

 UN Women
\$443,129

OUTCOME APA_O_1

B - Baseline M - Milestones T - Target

OUTCOME STATEMENT	INDICATOR STATEMENT	YEAR	BMTS	REPORTED RESULT
Enhanced coordination, coherence and accountability of the UN system for commitments to gender equality and women's empowerment	SP_O_1A	(Baseline)	-	N/A
	SP O_1.1: Percentage of ratings of reporting entities that meet or exceed UN-SWAP minimum standards (Derived from QCPR indicator 42b) (Not for country reporting)	2019 (Milestone)	-	-
		2020 (Milestone)	-	-
		2021 (Milestone)	-	-
		2023 (Target)	-	-

INDICATOR STATEMENT	YEAR	BMTS	REPORTED RESULT
SP_O_1B	(Baseline)	-	N/A
SP O_1.2: Fraction of reporting UN entities that track and report on allocations and expenditures using gender markers (Derived from QCPR Indicator 42e) (Not for country reporting)	2019 (Milestone)	-	-
	2020 (Milestone)	-	-
	2021 (Milestone)	-	-
	2023 (Target)	-	-

INDICATOR STATEMENT	YEAR	BMTS	REPORTED RESULT
SP_O_IC	(Baseline)	-	N/A
SP O_1.3: Percentage of UNDAFs (now UNSDCFs) that feature gender results at the outcome level (QCPR indicator 42g) (Not for country reporting)	2019 (Milestone)	-	-
	2020 (Milestone)	-	-
	2021 (Target)	-	-

INDICATOR STATEMENT	YEAR	BMTS	REPORTED RESULT
SP_O_ID	(Baseline)	-	N/A
SP O_1.4: Percentage share of total programme expenditure from joint programmes (Derived from QCPR indicator 15g)(Not for country reporting)	2019 (Milestone)	-	-
	2020 (Milestone)	-	-
	2021 (Milestone)	-	-
	2023 (Target)	-	-

INDICATOR STATEMENT	YEAR	BMTS	REPORTED RESULT
SP_O_1E	(Baseline)	-	N/A
SP O_1.5: [discontinued] Number of qualified female candidate profiles provided to the Executive Office of the Secretary General by UN-Women for senior level appointments (Not for country reporting)	2019 (Milestone)	-	-
	2020 (Milestone)	-	-
	2021 (Milestone)	-	-
	2023 (Target)	-	-

INDICATOR STATEMENT	YEAR	BMTS	REPORTED RESULT
SP_O_IF	(Baseline)	-	N/A
SP O_1.6: Number of UN entities receiving gender parity advice and/or technical assistance by UN-Women (Not for country reporting)	2019 (Milestone)	-	-
	2020 (Milestone)	-	-
	2021 (Milestone)	-	-
	2023 (Target)	-	-

INDICATOR STATEMENT	YEAR	BMTS	REPORTED RESULT
SP_O_II	(Baseline)	-	N/A
Percentage of UN-SWAP minimum standards met or exceeded (QCPR 1.4.13) (Desk Review)	2022 (Target)	-	-

- QCPR Indicator :

OUTPUT INDICATOR AND RESULTS

OUTPUT APA_O_1.1

OUTCOME STATEMENT	INDICATOR STATEMENT	YEAR	BMTS	REPORTED RESULT
Inter-agency coordination: The UNSDG and the Regional Coordination Mechanism have access to technical capacity and knowledge to advance the accountability towards gender equality mainstreaming	APA_O_1.1A Number of UN documents targeted at regional level reflecting (joint) UN commitment (results/funds) for the advancement of GEEW	2013 (Baseline)	3	N/A
		2019 (Milestone)	1	1
		2020 (Milestone)	1	3
		2021 (Milestone)	2	2
		2022 (Target)	3	4

Planned Budget:

\$1.63 M

Actual Budget and Shortfall:

\$1.59 M

Shortfall: \$37.64 K

Expenses:


\$1.40 M

INDICATOR STATEMENT	YEAR	BMTS	REPORTED RESULT
APA_O_1.B Number of UNDAF's supported through the RDT and UNSDG Peer Support Group	2018 (Baseline)	8	N/A
	2019 (Milestone)	5	6
	2020 (Milestone)	11	3
	2021 (Milestone)	19	20
	2022 (Target)	25	31

INDICATOR STATEMENT	YEAR	BMTS	REPORTED RESULT
APA_O_1.IC	2018 (Baseline)	5	N/A
Regional TWG on GEEW produces at least 3 joint products to inform regional and country level policy making and the UNDAFs	2019 (Milestone)	6	True
	2021 (Target)	8	-

INDICATOR STATEMENT	YEAR	BMTS	REPORTED RESULT
APA_O_1.ID	2019 (Baseline)	6	N/A
Number of HR/GEWE and/or UNCT-SWAP Gender Scorecard training sessions to the UNCTs/RGs through QSA/PSG	2020 (Milestone)	5	2
	2021 (Milestone)	8	5
	2022 (Target)	10	4

OUTPUT APA_O_1.2

OUTCOME STATEMENT	INDICATOR STATEMENT	YEAR	BMTS	REPORTED RESULT
<p>Inter-agency coordination: Strengthened and coordinated UN-System action to prevent and eliminate VAWG, including through joint UN planning, programming and advocacy at national and regional levels</p> <p>Planned Budget: \$738.00 K</p> 	<p>APA_O_1.2A</p> <p>Number of UNDAF and Common Country Programme Documents finalized with measurable and dedicated results and resources for GEEW; and /or with endorsed remedial action plans in response to GSC/gender audit ect agreed to at UNCT level</p>	2013 (Baseline)	Number of UNDAF documents with a standalone goal on GEEW (10 COs)	N/A
		2019 (Milestone)	11	13
		2020 (Milestone)	12	20
		2021 (Milestone)	13	20
		2022 (Target)	21	20

Actual Budget and Shortfall:
\$118.00 K

Shortfall: \$620.00 K






Expenses:
\$152.64 K



INDICATOR STATEMENT	YEAR	BMTS	REPORTED RESULT
APA_O_1.2B	2017 (Baseline)	4	N/A
Number of regional inter-agency frameworks and programmes implemented to EVAW, under the umbrella of the UNITE Campaign, with support of UN Women	2019 (Milestone)	5	5
	2020 (Milestone)	6	11
	2021 (Milestone)	6	10
	2022 (Target)	12	3

INDICATOR STATEMENT	YEAR	BMTS	REPORTED RESULT
APA_O_1.2C	2020 (Baseline)	0	N/A
Regional IBC on GEEW and HRproduces at least 3 joint initiatives products to inform regional and country level policy advisory and technical assistance and in developing their UNSDCFs	2020 (Milestone)	-	True
	2021 (Milestone)	6	True
	2022 (Target)	8	True




OUTPUT APA_O_1.3

OUTCOME STATEMENT	INDICATOR STATEMENT	YEAR	BMTS	REPOI
<p>Inter-agency & inter-governmental coordination: The Gender in Humanitarian Action working group is coordinated to develop joint work plans and knowledge products to advance gender responsive humanitarian support</p> <p>Planned Budget: \$126.00 K</p>  <p>Actual Budget and Shortfall: \$38.41 K</p> <p>Shortfall: \$87.59 K</p>  <p>Expenses: \$43.82 K</p> 	APA_O_1.3A	2018 (Baseline)	2	N/A
	Number of advocacy briefs and events organized by Asia-Pacific Gender in Humanitarian Action Working Group to identify, address and monitor the needs of women and girls affected by humanitarian situations	2019 (Milestone)	3	3
		2020 (Milestone)	4	7
		2021 (Milestone)	10	7
		2022 (Target)	3	4

INDICATOR STATEMENT	YEAR	BMTS	REPOI
APA_O_1.3B	2018 (Baseline)	1	N/A
Number of annual work plans for Regional Working Group - Gender in Humanitarian Action developed	2019 (Milestone)	1	1
	2020 (Milestone)	1	1
	2021 (Milestone)	3	1
	2022 (Target)	1	1

INDICATOR STATEMENT	YEAR	BMTS	REPOI
APA_O_1.3C Number of trainings conducted or supported by GiHA on humanitarian actions and/or DRR topics	2020 (Baseline)	3	N/A
	2021 (Milestone)	2	2
	2022 (Target)	2	3

OUTPUT APA_O_1.4

OUTCOME STATEMENT	INDICATOR STATEMENT	YEAR	BMTS	REPOI
Inter-agency coordination support: UN Women field offices and UNCTs have increased capacity to mainstream GEEW in the UNDAF and other common country programming processes, including through effective coordination of GTGs/results groups. Planned Budget: \$43.88 K  Actual Budget and Shortfall: \$41.19 K Shortfall: \$2.68 K  Expenses: \$36.40 K 	APA_O_1.4A	2018 (Baseline)	7.3	N/A
	Level of general satisfaction on strategic planning and coordination	2019 (Milestone)	7.5	0
		2020 (Milestone)	7.7	7
		2021 (Milestone)	8	8
		2022 (Target)	8	0

INDICATOR STATEMENT	YEAR	BMTS	REPOI
APA_O_1.4B	2018 (Baseline)	26%	N/A
Percentage of gender specific or gender sensitive outcomes in UNDAFs in AP	2019 (Milestone)	30%	26%
	2020 (Milestone)	30%	43%
	2021 (Milestone)	45%	75%
	2022 (Target)	50%	67

STRATEGIC NOTE OUTCOME PROGRESS NOTE

Enhanced coordination, coherence and accountability of the UN system for commitments to gender equality and women's empowerment

In 2022, ROAP achieved OEE 1 in leveraging coordination and coherence in the UN System for gender equality and women's empowerment (GEWE), through the regional coordination mechanisms, the Issue Based Coalition on Human Rights and Gender Equality (IBCHRG/GEWE) and the Peer Support Group (PSG) through delivering system-wide guidance on: (i) the development of Common Country Analyses (CCA)/ Cooperation Framework (UNSDCFs)- by supporting the capacity development of UN Country teams developing the guiding principle of GEWE and Human Rights-based approaches (HRBA) together with UNFPA and OHCHR i.e. in the Pacific (3 UNCTs), and Papua New Guinea (PNG); (ii) in reviewing the CCAs/UNSDCFs for the UN Country Teams (UNCTs) in Afghanistan, Bhutan, Cambodia, Pakistan, PNG, the Philippines, and Sri Lanka through the regional Peer Support Group (PSG). The ROAP also provided direct inputs into the draft documents CCAs and UNSDCFs for Cambodia and the Philippines at the request of the UNCTs, in addition to providing direct inputs to ensure that that our efforts at regional level are complemented by the guidance provided to our UN Women offices and their Gender Theme Groups (GTGs); (iii) Through capacity building of UNCTs on the use of UNCT tools i.e. the UNCT SWAP Gender Equality scorecard (GEM), i.e. tailored trainings to the UNCTs in Bangladesh, China and Timor Leste (including on gender transformative programming linked to the UNCT GEM. Additionally, in collaboration with OHCHR, UNFPA, UNDP, and UNICEF, UN Women ROAP carried out 3 out of 4 sets of Standards and Procedures with the participation of UNCTs Bangladesh, China, Pacific, and Vietnam. Supporting documents available here: <https://unwomen.sharepoint.com/sites/roap/Strategic%20Planning/Forms/AllItems.aspx?RootFolder=%2Fsites%2Froap%2FStrategic%20Planning%2F13%2E%20Quarterly%20Reports%2F2022%20Qs%20reports%2FQ3%20%26%20Q4%20of%202022&FolderCTID=0x012000C70540997AD78A4BAE55FCD07BE33E65&View=%7BB8974866%2D893E%2D4D54%2D96E2%2D893e-4d54-96e2-59bdd7e2bce5=>