

Country-Level Data for Burundi country Outcome

XM-DAC-41146-BDI_O_4

Data as of:
4 May 2024

OUTCOME BDI_O_4

[XM-DAC-41146-BDI_O_4](#)

Improved management of financial and human resources in pursuit of results

OUTCOME DETAILS

SDG alignment



Outcome Description

Improved management of financial and human resources in pursuit of results

Impact areas



Principled performance

Organizational outputs

Policy Marker

GENDER EQUALITY

Humanitarian Scope

No

UN System Function

Capacity development and technical assistance

Support functions

RESOURCES

\$690.45 K

Planned Budget

\$670.86 K

Actual Budget

PLANNED BUDGET



ACTUAL BUDGET AND SHORTFALL




EXPENSES



Funding Partners

Regular resources (Core):

 UN Women
\$670,858

Other resources (Non-Core)/ Funding Partners:

 Japan \$0

TOTAL OTHER RESOURCES (NON-CORE)
\$0

OUTCOME INDICATOR AND RESULTS

PLAN PERIOD : 2019-2023

OUTCOME BDI_O_4

B – Baseline

M – Milestones

T – Target

OUTCOME STATEMENT	INDICATOR STATEMENT	YEAR	BMTS	REPORTED RESULT
Improved management of financial and human resources in pursuit of results	SP_O_1A	(Baseline)	-	N/A
	Implementation rate for regular resources (Desk Review)	2022 (Milestone)	-	-
		2023 (Target)	-	-

INDICATOR STATEMENT	YEAR	BMTS	REPORTED RESULT
SP_O_1B	(Baseline)	-	N/A
Implementation rate for other resources (Desk Review)	2022 (Milestone)	-	-
	2023 (Target)	-	-

INDICATOR STATEMENT	YEAR	BMTS	REPORTED RESULT
SP_O_ID	(Baseline)	-	N/A
Percentage of risk units meeting Enterprise Risk Management policy and framework requirements (Desk Review)	2022 (Milestone)	-	-
	2023 (Target)	-	-

INDICATOR STATEMENT	YEAR	BMTS	REPORTED RESULT
SP_O_1F	(Baseline)	-	N/A
Percentage of offices compliant with a) Business continuity plans and processes b) Occupational Safety and Health requirements c) UNSMS Security policies (Desk Review)	2022 (Milestone)	-	-
	2023 (Target)	-	-

INDICATOR STATEMENT	YEAR	BMTS	REPORTED RESULT
SP_O_4A	(Baseline)	-	N/A
SP O_4.1 : Rating in the Aid Transparency Tracker (Derived from QCPR indicator 25) (Shared with UNFPA) (Not for country reporting)	2019 (Milestone)	-	-
	2020 (Milestone)	-	-
	2021 (Target)	-	-

INDICATOR STATEMENT	YEAR	BMTS	REPORTED RESULT
SP_O_4B	(Baseline)	-	N/A
SP O_4.2: Percentage of donor reports submitted on time (Not for country reporting)	2019 (Milestone)	-	-
	2020 (Milestone)	-	-
	2021 (Target)	-	-

INDICATOR STATEMENT	YEAR	BMTS	REPORTED RESULT
SP_O_4C	(Baseline)	-	N/A
SP O_4.3: Percentage of feedback received from member states on donor reports that are positive (Not for country reporting)	2019 (Milestone)	-	-
	2020 (Milestone)	-	-
	2021 (Target)	-	-

INDICATOR STATEMENT	YEAR	BMTS	REPORTED RESULT
SP_O_4D	(Baseline)	-	N/A
SP O_4.4: Percentage of Country and Multi-Country Offices that have adopted and implemented common service lines in: i.Common procurement services ii. Common finance services iii. Common information, communication and technology (ICT) services iv. Common logistics services v.Common human resources services vi. Common facility services, including Common Premises (Derived from QCPR indicator 76c)(Similar to UNICEF and UNFPA)	2019 (Milestone)	-	True
	2020 (Milestone)	-	True
	2021 (Target)	-	True

INDICATOR STATEMENT	YEAR	BMTS	REPORTED RESULT
SP_O_4E	(Baseline)	-	N/A
SP O_4.5: Structured dialogue on financing with the Executive Board held annually (Derived from QCPR indicator 19)(Not for country reporting)	2019 (Milestone)	-	-
	2020 (Milestone)	-	-
	2021 (Target)	-	-

INDICATOR STATEMENT	YEAR	BMTS	REPORTED RESULT
SP_O_4F	(Baseline)	-	N/A
SP O_4.6: Percentage of offices which have completed training on anti-fraud and accountability (Not for country reporting)	2019 (Milestone)	-	-
	2020 (Milestone)	-	-
	2021 (Target)	-	-

INDICATOR STATEMENT	YEAR	BMTS	REPORTED RESULT
SP_O_4G	(Baseline)	-	N/A
SP O_4.7: Implementation rate for regular resources (Shared with UNFPA) (Not for country reporting)	2019 (Milestone)	-	-
	2020 (Milestone)	-	-
	2021 (Milestone)	-	-
	2023 (Target)	-	-
• QCPR Indicator :			

INDICATOR STATEMENT	YEAR	BMTS	REPORTED RESULT
SP_O_4H	(Baseline)	-	N/A
SP O_4.8: Implementation rate for other resources (Not for country reporting)	2019 (Milestone)	-	-
	2020 (Milestone)	-	-
	2021 (Target)	-	-

INDICATOR STATEMENT	YEAR	BMTS	REPORTED RESULT
SP_O_4I	(Baseline)	-	N/A
SP O_4.9: Percentage of Country Offices reporting on Greenhouse Gas emissions for travel and operations (Similar to UNFPA and UNICEF) (Not for country reporting)	2019 (Milestone)	-	-
	2020 (Milestone)	-	-
	2021 (Target)	-	-

INDICATOR STATEMENT	YEAR	BMTS	REPORTED RESULT
SP_O_4J	(Baseline)	-	N/A
SP O_4.10: Average turnover time for the identification of qualified candidates and complete recruitment (Not for country reporting)	2019 (Milestone)	-	-
	2020 (Milestone)	-	-
	2021 (Target)	-	-

INDICATOR STATEMENT	YEAR	BMTS	REPORTED RESULT
SP_O_4K	(Baseline)	-	N/A
SP O_4.11: Percentage of annual performance management and development reviews completed on time (Not for country reporting)	2019 (Milestone)	-	-
	2020 (Milestone)	-	-
	2021 (Target)	-	-

INDICATOR STATEMENT	YEAR	BMTS	REPORTED RESULT
SP_O_4L	(Baseline)	-	N/A
SP O_4.12: Percentage of staff members completing mandatory trainings (Not for country reporting)	2019 (Milestone)	-	-
	2020 (Milestone)	-	-
	2021 (Target)	-	-

INDICATOR STATEMENT	YEAR	BMTS	REPORTED RESULT
SP_O_4M	(Baseline)	-	N/A
SP O_4.13: Percentage of internal audit recommendations implemented (Similar to UNFPA) (Not for country reporting)	2019 (Milestone)	-	-
	2020 (Milestone)	-	-
	2021 (Target)	-	-

INDICATOR STATEMENT	YEAR	BMTS	REPORTED RESULT
SP_O_4N	(Baseline)	-	N/A
SP O_4.14: Percentage of external audit recommendations implemented (Similar to UNFPA) (Not for country reporting)	2019 (Milestone)	-	-
	2020 (Milestone)	-	-
	2021 (Target)	-	-

INDICATOR STATEMENT	YEAR	BMTS	REPORTED RESULT
SP_O_4O	(Baseline)	-	N/A
SP O_4.15: Percentage of risk units meeting Enterprise Risk Management policy and framework requirements (Not for country reporting)	2019 (Milestone)	-	-
	2020 (Milestone)	-	-
	2021 (Target)	-	-

INDICATOR STATEMENT	YEAR	BMTS	REPORTED RESULT
SP_O_4P	(Baseline)	-	N/A
SP O_4.16: Percentage availability and uptime of corporate ICT systems (Not for country reporting)	2019 (Milestone)	-	-
	2020 (Milestone)	-	-
	2021 (Target)	-	-

INDICATOR STATEMENT	YEAR	BMTS	REPORTED RESULT
SP_O_4Q	(Baseline)	-	N/A
SP O_4.17: Percentage of ICT platforms that fully address cyber-security issues and architecture design inputs from the ICT team (Not for country reporting)	2019 (Milestone)	-	-
	2020 (Milestone)	-	-
	2021 (Target)	-	-

INDICATOR STATEMENT	YEAR	BMTS	REPORTED RESULT
SP_O_4R	(Baseline)	-	N/A
SP O_4.18: Percentage of offices compliant with business continuity plans and processes (Not for country reporting)	2019 (Milestone)	-	-
	2020 (Milestone)	-	-
	2021 (Target)	-	-

INDICATOR STATEMENT	YEAR	BMTS	REPORTED RESULT
SP_O_4S	(Baseline)	-	N/A
SP O_4.19: Percentage of offices compliant with UN Security Risk Management requirements (Not for country reporting)	2019 (Milestone)	-	-
	2020 (Milestone)	-	-
	2021 (Target)	-	-

OUTPUT INDICATOR AND RESULTS

OUTPUT BDI_O_4.1

OUTCOME STATEMENT	INDICATOR STATEMENT	YEAR	BMTS	REPORTED RESULT
UN WOMEN Office in Burundi has the required BDI_O_4.1A technical management skills to ensure effective implementation of the 2022 AWP and achieve related results	Amount of non core mobilized	2010 (Baseline)	0	N/A
		2019 (Milestone)	-	30%
		2020 (Milestone)	50%	33%
		2021 (Milestone)	38	47%
		2022 (Milestone)	45	50
		2023 (Target)	60%	-

Planned Budget:
\$3.28 M

Actual Budget and Shortfall:
\$2.60 M


Shortfall: \$682.80 K

Expenses:
\$1.59 M

INDICATOR STATEMENT	YEAR	BMTS	REPORTED RESULT
BDI_O_4.1B Percentage of UN Women staff who have completed all the mandatory online courses in Agora	2018 (Baseline)	80%	N/A
	2019 (Milestone)	-	94%
	2020 (Milestone)	100	90%
	2021 (Milestone)	95	53%
	2022 (Milestone)	100	70
	2023 (Target)	100%	-

INDICATOR STATEMENT	YEAR	BMTS	REPORTED RESULT
BDI_O_4.1C Indicator 4.1C: Percentage of annual performance and development reviews completed on time.	2021 (Baseline)	80	N/A
	2022 (Milestone)	90	True
	2023 (Target)	95	-

OUTPUT BDI_O_4.2

OUTCOME STATEMENT	INDICATOR STATEMENT	YEAR	BMTS	REPORTED RESULT
UN WOMEN implements a strong culture of risk management , accountability , harmonization of practices and transparency in its financial management Planned Budget: \$41.18 K 	BDI_O_4.2A Percentage of implementation of the recommendations of the 2017 internal audit	2018 (Baseline)	100%	N/A
		2019 (Milestone)	-	100%
		2020 (Milestone)	100	100
		2021 (Milestone)	100	100%
		2022 (Milestone)	-	100
		2023 (Target)	100%	-

Actual Budget and Shortfall:
\$15.00 K

Shortfall: \$26.18 K




Expenses:
\$13.57 K



INDICATOR STATEMENT	YEAR	BMTS	REPORTED RESULT
BDI_O_4.2B	2017 (Baseline)	90%	N/A
Rate of budget delivery	2019 (Milestone)	-	100%
	2020 (Milestone)	100	80%
	2021 (Milestone)	95	82%
	2022 (Milestone)	-	73
	2023 (Target)	100%	-

INDICATOR STATEMENT	YEAR	BMTS	REPORTED RESULT
BDI_O_4.2C	2021 (Baseline)	3	N/A
Indicator 4.2C: Number of personnel that benefit from exchange initiatives and / or participating in thematic learning opportunities through COPs and online Webinars	2022 (Milestone)	-	True
	2023 (Target)	6	-

OUTPUT BDI_O_4.3

OUTCOME STATEMENT	INDICATOR STATEMENT	YEAR	BMTS	REPORTED RESULT
<p>The office's non-core resources are enhanced and diversified including those to address emerging socio-economic issues and to respond to the COVID-19 pandemic</p> <p>Planned Budget: \$49.76 K</p> 	BDI_O_4.3A Percentage of Non-Core funds mobilized compared to the total budget	2018 (Baseline)	100%	N/A
		2019 (Milestone)	-	33%
		2020 (Milestone)	60	71%
		2021 (Milestone)	78	78%
		2022 (Milestone)	-	92
		2023 (Target)	85%	-

Actual Budget and Shortfall:
\$5.50 K

Shortfall: \$44.26 K



Expenses:
\$466.69



OUTPUT BDI_O_4.4

OUTCOME STATEMENT	INDICATOR STATEMENT	YEAR	BMTS	REPORTED RESULT
UN Women Burundi is compliant with the corporate risk management and the anti-fraud policies	BDI_O_4.4A Level of compliance in the COAT reports	2018 (Baseline)	75%	N/A
		2019 (Milestone)	-	100%
		2020 (Milestone)	85	85%
		2021 (Milestone)	85	90%
		2022 (Milestone)	-	95
		2023 (Target)	90%	-

Planned Budget:
\$1.50 K



Actual Budget and Shortfall:
\$1.50 K

Shortfall: \$0.00



Expenses:
\$0.00

INDICATOR STATEMENT	YEAR	BMTS	REPORTED RESULT
BDI_O_4.4B overall information security and compliance level	2019 (Baseline)	medium	N/A
	2020 (Milestone)	Low	High
	2021 (Milestone)	medium	Medium
	2022 (Milestone)	-	Medium
	2023 (Target)	-	-

STRATEGIC NOTE OUTCOME PROGRESS NOTE

SHOWING DATA OF : **2022**

Improved management of financial and human resources in pursuit of results

The existing staff members have increased their knowledge and skills thanks to their active participation in learning opportunities and the thematic community of practice within the Organization, as well as the experience exchange with fellows and partners from other UN Agencies, Government and CSOs through the various thematic working groups. However, there is an urgent need to increase the Country Office capacities in terms on number of staff members.