

Country-Level Data for Bolivia country Outcome XM-DAC-41146-BOL_O_4

Data as of:
18 May 2024

OUTCOME BOL_O_4 [XM-DAC-41146-BOL_O_4](#)

Improved management of financial and human resources in pursuit of results

OUTCOME DETAILS


SDG alignment



Outcome Description

Improved management of financial and human resources in pursuit of results

Impact areas

 Principled performance

Organizational outputs

Policy Marker

GENDER EQUALITY

Humanitarian Scope

No

UN System Function

Capacity development and technical assistance

Support functions

RESOURCES

\$526.10 K

Planned Budget

\$419.78 K

Actual Budget

PLANNED BUDGET



ACTUAL BUDGET AND SHORTFALL




EXPENSES



Funding Partners

Regular resources (Core):

 UN Women
\$419,782

OUTCOME INDICATOR AND RESULTS

PLAN PERIOD : 2018-2022

OUTCOME BOL_O_4

B - Baseline

M - Milestones

T - Target

OUTCOME STATEMENT	INDICATOR STATEMENT	YEAR	BMTS	REPORTED RESULT
Improved management of financial and human resources in pursuit of results	SP_O_1A	(Baseline)	-	N/A
	Implementation rate for regular resources (Desk Review)	2022 (Target)	-	-

INDICATOR STATEMENT	YEAR	BMTS	REPORTED RESULT
SP_O_1B	(Baseline)	-	N/A
Implementation rate for other resources (Desk Review)	2022 (Target)	-	-

INDICATOR STATEMENT	YEAR	BMTS	REPORTED RESULT
SP_O_ID	(Baseline)	-	N/A
Percentage of risk units meeting Enterprise Risk Management policy and framework requirements (Desk Review)	2022 (Target)	-	-

INDICATOR STATEMENT	YEAR	BMTS	REPORTED RESULT
SP_O_1E	(Baseline)	-	N/A
A) Percentage of agreed long outstanding internal audit recommendations B) Percentage of agreed long outstanding external audit recommendations management need to complete action (Desk Review)	2022 (Target)	-	-

INDICATOR STATEMENT	YEAR	BMTS	REPORTED RESULT
SP_O_1F	(Baseline)	-	N/A
Percentage of offices compliant with a) Business continuity plans and processes b) Occupational Safety and Health requirements c) UNSMS Security policies (Desk Review)	2022 (Target)	-	-

INDICATOR STATEMENT	YEAR	BMTS	REPORTED RESULT
SP_O_4A SP O_4.1 : Rating in the Aid Transparency Tracker (Derived from QCPR indicator 25) (Shared with UNFPA) (Not for country reporting)	(Baseline)	-	N/A
	2018 (Milestone)	-	-
	2019 (Milestone)	-	-
	2020 (Milestone)	-	-
	2021 (Target)	-	-

INDICATOR STATEMENT	YEAR	BMTS	REPORTED RESULT
SP_O_4B	(Baseline)	-	N/A
SP O_4.2: Percentage of donor reports submitted on time (Not for country reporting)	2018 (Milestone)	-	-
	2019 (Milestone)	-	-
	2020 (Milestone)	-	-
	2021 (Target)	-	-

INDICATOR STATEMENT	YEAR	BMTS	REPORTED RESULT
SP_O_4C	(Baseline)	-	N/A
SP O_4.3: Percentage of feedback received from member states on donor reports that are positive (Not for country reporting)	2018 (Milestone)	-	-
	2019 (Milestone)	-	-
	2020 (Milestone)	-	-
	2021 (Target)	-	-

INDICATOR STATEMENT	YEAR	BMTS	REPORTED RESULT
SP_O_4D	2020 (Baseline)	1	N/A
SP O_4.4: Percentage of Country and Multi-Country Offices that have adopted and implemented common service lines in: i.Common procurement services ii. Common finance services iii. Common information, communication and technology (ICT) services iv. Common logistics services v.Common human resources services vi. Common facility services, including Common Premises (Derived from QCPR indicator 76c)(Similar to UNICEF and UNFPA)	2018 (Milestone)	-	-
	2019 (Milestone)	-	True
	2020 (Milestone)	-	True
	2021 (Target)	1	True

INDICATOR STATEMENT	YEAR	BMTS	REPORTED RESULT
SP_O_4E	(Baseline)	-	N/A
SP O_4.5: Structured dialogue on financing with the Executive Board held annually (Derived from QCPR indicator 19)(Not for country reporting)	2018 (Milestone)	-	-
	2019 (Milestone)	-	-
	2020 (Milestone)	-	-
	2021 (Target)	-	-

INDICATOR STATEMENT	YEAR	BMTS	REPORTED RESULT
SP_O_4F	(Baseline)	-	N/A
SP O_4.6: Percentage of offices which have completed training on anti-fraud and accountability (Not for country reporting)	2018 (Milestone)	-	-
	2019 (Milestone)	-	-
	2020 (Milestone)	-	-
	2021 (Target)	-	-

INDICATOR STATEMENT	YEAR	BMTS	REPORTED RESULT
SP_O_4G	(Baseline)	-	N/A
SP O_4.7: Implementation rate for regular resources (Shared with UNFPA) (Not for country reporting)	2018 (Milestone)	-	-
	2019 (Milestone)	-	-
	2020 (Milestone)	-	-
	2021 (Target)	-	-

INDICATOR STATEMENT	YEAR	BMTS	REPORTED RESULT
SP_O_4H	(Baseline)	-	N/A
SP O_4.8: Implementation rate for other resources (Not for country reporting)	2018 (Milestone)	-	-
	2019 (Milestone)	-	-
	2020 (Milestone)	-	-
	2021 (Target)	-	-

INDICATOR STATEMENT	YEAR	BMTS	REPORTED RESULT
SP_O_4I	(Baseline)	-	N/A
SP O_4.9: Percentage of Country Offices reporting on Greenhouse Gas emissions for travel and operations (Similar to UNFPA and UNICEF) (Not for country reporting)	2018 (Milestone)	-	-
	2019 (Milestone)	-	-
	2020 (Milestone)	-	-
	2021 (Target)	-	-

INDICATOR STATEMENT	YEAR	BMTS	REPORTED RESULT
SP_O_4J	(Baseline)	-	N/A
SP O_4.10: Average turnover time for the identification of qualified candidates and complete recruitment (Not for country reporting)	2018 (Milestone)	-	-
	2019 (Milestone)	-	-
	2020 (Milestone)	-	-
	2021 (Target)	-	-

INDICATOR STATEMENT	YEAR	BMTS	REPORTED RESULT
SP_O_4K	(Baseline)	-	N/A
SP O_4.11: Percentage of annual performance management and development reviews completed on time (Not for country reporting)	2018 (Milestone)	-	-
	2019 (Milestone)	-	-
	2020 (Milestone)	-	-
	2021 (Target)	-	-

INDICATOR STATEMENT	YEAR	BMTS	REPORTED RESULT
SP_O_4L	(Baseline)	-	N/A
SP O_4.12: Percentage of staff members completing mandatory trainings (Not for country reporting)	2018 (Milestone)	-	-
	2019 (Milestone)	-	-
	2020 (Milestone)	-	-
	2021 (Target)	-	-

INDICATOR STATEMENT	YEAR	BMTS	REPORTED RESULT
SP_O_4M	(Baseline)	-	N/A
SP O_4.13: Percentage of internal audit recommendations implemented (Similar to UNFPA) (Not for country reporting)	2018 (Milestone)	-	-
	2019 (Milestone)	-	-
	2020 (Milestone)	-	-
	2021 (Target)	-	-

INDICATOR STATEMENT	YEAR	BMTS	REPORTED RESULT
SP_O_4N	(Baseline)	-	N/A
SP O_4.14: Percentage of external audit recommendations implemented (Similar to UNFPA) (Not for country reporting)	2018 (Milestone)	-	-
	2019 (Milestone)	-	-
	2020 (Milestone)	-	-
	2021 (Target)	-	-

INDICATOR STATEMENT	YEAR	BMTS	REPORTED RESULT
SP_O_40	(Baseline)	-	N/A
SP O_4.15: Percentage of risk units meeting Enterprise Risk Management policy and framework requirements (Not for country reporting)	2018 (Milestone)	-	-
	2019 (Milestone)	-	-
	2020 (Milestone)	-	-
	2021 (Target)	-	-

INDICATOR STATEMENT	YEAR	BMTS	REPORTED RESULT
SP_O_4P	(Baseline)	-	N/A
SP O_4.16: Percentage availability and uptime of corporate ICT systems (Not for country reporting)	2018 (Milestone)	-	-
	2019 (Milestone)	-	-
	2020 (Milestone)	-	-
	2021 (Target)	-	-


INDICATOR STATEMENT	YEAR	BMTS	REPORTED RESULT
SP_O_4Q	(Baseline)	-	N/A
SP O_4.17: Percentage of ICT platforms that fully address cyber-security issues and architecture design inputs from the ICT team (Not for country reporting)	2018 (Milestone)	-	-
	2019 (Milestone)	-	-
	2020 (Milestone)	-	-
	2021 (Target)	-	-

INDICATOR STATEMENT	YEAR	BMTS	REPORTED RESULT
SP_O_4R	(Baseline)	-	N/A
SP O_4.18: Percentage of offices compliant with business continuity plans and processes (Not for country reporting)	2018 (Milestone)	-	-
	2019 (Milestone)	-	-
	2020 (Milestone)	-	-
	2021 (Target)	-	-

INDICATOR STATEMENT	YEAR	BMTS	REPORTED RESULT
SP_O_4S	(Baseline)	-	N/A
SP O_4.19: Percentage of offices compliant with UN Security Risk Management requirements (Not for country reporting)	2018 (Milestone)	-	-
	2019 (Milestone)	-	-
	2020 (Milestone)	-	-
	2021 (Target)	-	-

OUTPUT INDICATOR AND RESULTS

OUTPUT BOL_O_4.1

OUTCOME STATEMENT	INDICATOR STATEMENT	YEAR	BMTS	REPORTED RESULT
<p>Improved management of financial and human resources in pursuit of results.</p> <p>Planned Budget: \$2.78 M</p>  <p>Actual Budget and Shortfall: \$2.56 M</p>	<p>BOL_O_4.1A</p> <p>Percentage of donor reports submitted on time.</p>	2017 (Baseline)	100%	N/A
		2018 (Milestone)	100	
		2019 (Milestone)	100	100
		2020 (Milestone)	100	100%
		2021 (Milestone)	100	100
		2022 (Target)	100	100

Shortfall: \$218.13 K



Expenses:
\$1.69 M



INDICATOR STATEMENT	YEAR	BMTS	REPORTED RESULT
BOL_O_4.1B Percentage of feedback received from donors on reports that are positive.	2017 (Baseline)	100%	N/A
	2018 (Milestone)	100	
	2019 (Milestone)	100	100
	2020 (Milestone)	100	100%
	2021 (Milestone)	100	100
	2022 (Target)	100	100

INDICATOR STATEMENT	YEAR	BMTS	REPORTED RESULT
BOL_O_4.1C The office has completed training on anti-fraud and accountability.	2017 (Baseline)	NO	N/A
	2018 (Milestone)	YES	False
	2019 (Milestone)	YES	True
	2020 (Milestone)	YES	True
	2021 (Milestone)	YES	True
	2022 (Target)	yes	True

INDICATOR STATEMENT	YEAR	BMTS	REPORTED RESULT
BOL_O_4.1D Percentage of staff members completing mandatory trainings.	2016 (Baseline)	30%	N/A
	2018 (Milestone)	50	
	2019 (Milestone)	70	90
	2020 (Milestone)	90	95%
	2021 (Milestone)	95	99
	2022 (Target)	100	98

INDICATOR STATEMENT	YEAR	BMTS	REPORTED RESULT
BOL_O_4.IE Percentage of compliance with UN Security Risk Management requirements.	2016 (Baseline)	82.6%	N/A
	2018 (Milestone)	100	
	2019 (Milestone)	100	95
	2020 (Milestone)	100	100%
	2021 (Milestone)	100	100
	2022 (Target)	100	97

STRATEGIC NOTE OUTCOME PROGRESS NOTE

SHOWING DATA OF : **2022**

Improved management of financial and human resources in pursuit of results

The country Office has continuously improved financial and human resources management. The teamwork between Programs and Operations was strengthened, carrying out and monitoring delivery monthly. This follow-up has allowed Country Office to achieve an annual delivery of 100% Core, 99% IB and 98% Non-Core. The Partner audit reports were clean reports. Likewise, the internal control recommendations were completed on the platform as of 12/31/2022. At the end of 2022, 97% of the security plans were complied with.