

# Country-Level Data for Chile country Outcome XM-DAC-41146-CHL\_D\_2.1

Data as of:  
 27 April 2024

OUTCOME CHL\_D\_2.1 [XM-DAC-41146-CHL\\_D\\_2.1](#)

**Women have greater access to economic resources and more opportunities to reach decision making positions in the private sector**

## OUTCOME DETAILS

### SDG alignment



### Impact areas



Women's economic empowerment

### Organizational outputs



Access to services, goods and resources

### Policy Marker

GENDER EQUALITY

### Humanitarian Scope

No

### UN System Function

Advocacy, communications and social mobilization

### Outcome Description

The proposed result will be achieved through the implementation of the Win Win, Originating and SCE programs. In addition, the regulatory support provided by the UN Women office and the implementation of the Cooperation Framework for development 2019 – 2020.

### UN Partners

UNAIDS



UNDP



UNFPA

UNICEF

Capacity development and technical assistance

Direct support and service delivery

Support functions

RESOURCES

\$868.97 K

Planned Budget

\$844.11 K

Actual Budget

PLANNED BUDGET



ACTUAL BUDGET AND SHORTFALL



EXPENSES



Funding Partners

Other resources (Non-Core)/ Funding Partners:



Teck Resources Ltd.  
\$666,083



MPTF-UN COVID-19 Response  
\$178,026

TOTAL OTHER RESOURCES (NON-CORE)  
\$844,110

## OUTCOME CHL\_D\_2.1

B – Baseline M – Milestones T – Target

OUTCOME STATEMENT	INDICATOR STATEMENT	YEAR	BMTS	REPORTED RESULT
Women have greater access to economic resources and more opportunities to reach decision making positions in the private sector	CHL_D_2.1A	2017 (Baseline)	0	N/A
	Number of women with strengthened capacities and skills to participate in the economy, including as entrepreneurs, with UN-Women's support	2019 (Milestone)	1500	1500
		2020 (Milestone)	1500	6700
		2021 (Milestone)	1500	942
		2022 (Milestone)	1500	5000
		2023 (Target)	2000	-
	• Common Indicator :			

INDICATOR STATEMENT	YEAR	BMTS	REPORTED RESULT
CHL_D_2.1B	2017 (Baseline)	0	N/A
Number of women entrepreneurs supported to access finance and gender-responsive financial products and services, with UN-Women's support	2019 (Milestone)	1000	0
	2020 (Milestone)	1000	1600
	2021 (Milestone)	1000	240
	2022 (Milestone)	1000	500
	2023 (Target)	1500	-
• Common Indicator :			

INDICATOR STATEMENT	YEAR	BMTS	REPORTED RESULT
CHL_D_2.1C	2017 (Baseline)	0	N/A
Number of government entities, companies, and/or international organizations that develop and/or implement gender-responsive procurement policies, with UNWomen's support	2019 (Milestone)	20	6
	2020 (Milestone)	30	50
	2021 (Milestone)	40	259
	2022 (Milestone)	50	155
	2023 (Target)	60	-
• Common Indicator :			

INDICATOR STATEMENT	YEAR	BMTS	REPORTED RESULT
CHL_D_2.1D	2017 (Baseline)	0	N/A
Number of national and international signatories to the Women Empowerment Principles <ul style="list-style-type: none"> <li>Common Indicator :</li> </ul>	2019 (Milestone)	50	0
	2020 (Milestone)	50	120
	2021 (Milestone)	50	125
	2022 (Milestone)	50	143
	2023 (Target)	55	-

INDICATOR STATEMENT	YEAR	BMTS	REPORTED RESULT
CHL_D_2.1E	2021 (Baseline)	500	N/A
Number of young women participating in the project Immediate response to sustainable economic reintegration of young women in Chile (UN COVID-19 MPTF)	2021 (Milestone)	-	23
	2022 (Milestone)	2000	500
	2023 (Target)	2000	-

- Common Indicator :



INDICATOR STATEMENT	YEAR	BMTS	REPORTED RESULT
SP_D_0.1.5  Number of national and/or local (multi) sectoral strategies, policies and/or action plans that are adopted with a focus on gender equality (CO)	2021 (Baseline)	5	N/A
	2022 (Milestone)	-	3
	2023 (Target)	-	-

- Complementary Indicator :

INDICATOR STATEMENT	YEAR	BMTS	REPORTED RESULT
SP_D_0.4.3	2010 (Baseline)	Yes	N/A
Number of countries where multi-sectoral systems, strategies or programs are implemented to advance women's equal access to and use of services, goods and/resources, including social protection (CO)	2022 (Milestone)	-	False
	2023 (Target)	-	-

- Complementary Indicator :

INDICATOR STATEMENT	YEAR	BMTS	REPORTED RESULT
SP_D_2.2A	2021 (Baseline)	1000	N/A
SP 3.9.1: Number of women with strengthened capacities and skills to participate in the economy, including as entrepreneurs, with UN-Women's support	2018 (Milestone)	250	174
	2019 (Milestone)	-	31282
	2020 (Milestone)	-	5000
	2021 (Target)	2000	942

INDICATOR STATEMENT	YEAR	BMTS	REPORTED RESULT
SP_D_2.2B	2021 (Baseline)	300	N/A
SP 3.9.2: Number of women entrepreneurs supported to access finance and gender-responsive financial products and services, with UN-Women's support	2018 (Milestone)	50	100
	2019 (Milestone)	-	0
	2020 (Milestone)	-	1600
	2021 (Target)	500	240


INDICATOR STATEMENT	YEAR	BMTS	REPORTED RESULT
SP_D_2.2C	2021 (Baseline)	30	N/A
SP 3.9.3: Number of government entities, companies, and/or international organizations that develop and/or implement gender-responsive procurement policies, with UN-Women's support	2018 (Milestone)	-	2
	2019 (Milestone)	-	6
	2020 (Milestone)	-	5
	2021 (Target)	50	159

INDICATOR STATEMENT	YEAR	BMTS	REPORTED RESULT
SP_D_2.2D	2021 (Baseline)	100	N/A
SP 3.9.4: Number of national and international signatories to the Women Empowerment Principles	2018 (Milestone)	-	2
	2019 (Milestone)	-	752
	2020 (Milestone)	-	130
	2021 (Target)	-	125

INDICATOR STATEMENT	YEAR	BMTS	REPORTED RESULT
SP_D_2.2E	2021 (Baseline)	Yes	N/A
SP 3.9.5: Number of countries developing and/or implementing gender-responsive fiscal stimulus packages for COVID-19 economic response and recovery, with UN-Women's support.	2020 (Milestone)	-	True
	2021 (Target)	Yes	True

OUTPUT INDICATOR AND RESULTS

OUTPUT CHL\_D\_2.1.1

OUTCOME STATEMENT	INDICATOR STATEMENT	YEAR	BMTS	REPORTED RESULT
Networking platforms support expanded opportunities for women led businesses  Planned Budget: <b>\$999.77 K</b>    Actual Budget and Shortfall: <b>\$909.74 K</b>	CHL_D_2.1.1A	2017 (Baseline)	0	N/A
	Number of women reporting increased capacities to access procurement opportunities	2018 (Milestone)	-	0
		2019 (Milestone)	1500	119
		2020 (Milestone)	1000	4500
		2021 (Milestone)	2000	467
		2022 (Milestone)	tbc	0
		2023 (Target)	4700	-

Shortfall: \$90.02 K



Expenses:  
**\$926.17 K**





INDICATOR STATEMENT	YEAR	BMTS	REPORTED RESULT
CHL_D_2.1.B  Number of women entrepreneurs or businesswomen sign contracts through Chilecompa	2017 (Baseline)	36%	N/A
	2018 (Milestone)	-	0
	2019 (Milestone)	15%	10
	2020 (Milestone)	15%	-
	2021 (Milestone)	20%	-
	2022 (Target)	50	-

INDICATOR STATEMENT	YEAR	BMTS	REPORTED RESULT
SP_D_0.1.e	2022 (Baseline)	TBD	N/A
Number of partners that have increased capacities to advance gender equality and women's empowerment through national and/or local (multi) sectoral strategies, policies and/or action plans (CO, HQ)	2022 (Milestone)	-	10
	2023 (Target)	-	-

INDICATOR STATEMENT	YEAR	BMTS	REPORTED RESULT
SP_D_0.1.h	2022 (Baseline)	TBD	N/A
Number of multi-stakeholder dialogue processes to promote engagement of governments with civil society and other partners to advance gender equality and women's empowerment (CO, RO, HQ)	2022 (Milestone)	-	6
	2023 (Target)	-	-

INDICATOR STATEMENT	YEAR	BMTS	REPORTED RESULT
SP_D_0.2.d	2022 (Baseline)	TBD	N/A
Number of tools introduced that support innovative financing and accountability, including related to digital financing, for gender equality (CO)	2022 (Milestone)	-	0
	2023 (Target)	-	-

INDICATOR STATEMENT	YEAR	BMTS	REPORTED RESULT
SP_D_0.3.a	(Baseline)	-	N/A
Number of research and/or practice-based initiatives undertaken to advance data, evidence and knowledge, including standardised methods to assess, monitor, measure and/or achieve behaviour and/or social/gender norms change (CO)	2022 (Milestone)	-	2
	2023 (Target)	-	-

INDICATOR STATEMENT	YEAR	BMTS	REPORTED RESULT
SP_D_0.7.c	2022 (Baseline)	TBD	N/A
Number of interagency products or services with a focus on gender equality and women's empowerment developed and made available (CO, RO, HQ)	2022 (Milestone)	-	10
	2023 (Target)	-	-

INDICATOR STATEMENT	YEAR	BMTS	REPORTED RESULT
SP_D_0.7.d	2022 (Baseline)	TBD	N/A
Percentage of UN Joint-Programmes with a focus on gender equality in which UN-Women participates as a Participating United Nations Organization (derived from QCPR indicator 1.4.17) (CO, RO)	2022 (Milestone)	-	1
	2023 (Target)	-	-

## OUTPUT CHL\_D\_2.1.7

OUTCOME STATEMENT	INDICATOR STATEMENT	YEAR	BMTS	REPORTED RESULT
Leadership skills and advocacy and participation of indigenous women strengthened to contribute to the achievement of substantive equality in the area covered by the project	CHL_D_2.1.7A	2017 (Baseline)	200	N/A
	Number of indigenous women in the area covered by the project who are trained in the issues defined in the training plans.	2018 (Milestone)	80	294
		2019 (Milestone)	120	163
		2020 (Milestone)	100	164
		2021 (Milestone)	200	301
		2022 (Milestone)	550	951
		2023 (Target)	250	-

Planned Budget:

**\$1.38 M**



Actual Budget and Shortfall:

**\$1.34 M**

Shortfall: \$45.32 K



Expenses:  
\$942.18 K





INDICATOR STATEMENT	YEAR	BMTS	REPORTED RESULT
SP_D_0.4.d  Number of women accessing information, goods, resources and/or services through UNW supported platforms and programs in humanitarian and development settings (CO, HQ)	2020 (Baseline)	400	N/A
	2022 (Milestone)	2000	1244
	2023 (Target)	-	-



INDICATOR STATEMENT	YEAR	BMTS	REPORTED RESULT
SP_D_0.5.d	2019 (Baseline)	5	N/A
Number of civil society organizations working on gender equality and women's empowerment, especially women's organizations, that have strengthened capacity to exercise their leadership role towards the achievement of gender equality and women's empowerment (CO, RO, HQ)	2022 (Milestone)	20	30
	2023 (Target)	-	-

## OUTPUT CHL\_D\_2.1.8

OUTCOME STATEMENT	INDICATOR STATEMENT	YEAR	BMTS	REPORTED RESULT
<p>Strengthened skills and enterprise development assistance for indigenous women to enhance their employment, sustainable livelihoods and resilience</p> <p>Planned Budget: <b>\$2.06 M</b></p>  <p>Actual Budget and Shortfall: <b>\$831.47 K</b></p> <p>Shortfall: \$1.23 M</p> 	CHL_D_2.1.8A	2017 (Baseline)	10	N/A
	Percentage of women know the main elements of the topics addressed on trainings	2018 (Milestone)	30	
		2019 (Milestone)	60	38
		2020 (Milestone)	80	115
		2021 (Milestone)	140	204
		2022 (Milestone)	-	415
		2023 (Target)	200	-




Expenses:  
**\$788.25 K**



INDICATOR STATEMENT	YEAR	BMTS	REPORTED RESULT
SP_D_0.4.a	2019 (Baseline)	TBD	N/A
Number of institutions with strengthened capacities to improve the provision of essential services, goods and/or resources for women (CO, RO, HQ)	2022 (Milestone)	25	54
	2023 (Target)	-	-

INDICATOR STATEMENT	YEAR	BMTS	REPORTED RESULT
SP_D_0.4.d	2020 (Baseline)	50	N/A
Number of women accessing information, goods, resources and/or services through UNW supported platforms and programs in humanitarian and development settings (CO, HQ)	2022 (Milestone)	200	415
	2023 (Target)	-	-

## OUTPUT CHL\_D\_2.1.9

OUTCOME STATEMENT	INDICATOR STATEMENT	YEAR	BMTS	REPORTED RESULT
<p>Strengthened capacities and accountability of public and private partners for indigenous women empowerment</p> <p>Planned Budget: <b>\$827.00 K</b></p> 	CHL_D_2.1.9A	2017 (Baseline)	0	N/A
	Number (and type) of knowledge-based products developed (including technical guidance, campaigns, training methodologies) to support the advocacy of women's machineries	2019 (Milestone)	4	0
		2020 (Milestone)	4	6
		2021 (Milestone)	4	8
		2022 (Milestone)	6	6
		2023 (Target)	8	-

Actual Budget and Shortfall:  
**\$470.06 K**

Shortfall: \$356.94 K



Expenses:  
\$162.92 K



INDICATOR STATEMENT	YEAR	BMTS	REPORTED RESULT
SP_D_0.1.e  Number of partners that have increased capacities to advance gender equality and women’s empowerment through national and/or local (multi) sectoral strategies, policies and/or action plans (CO, HQ)	2022 (Baseline)	TBD	N/A
	2022 (Milestone)	-	0
	2023 (Target)	-	-

INDICATOR STATEMENT	YEAR	BMTS	REPORTED RESULT
SP_D_0.4.a	2022 (Baseline)	TBD	N/A
Number of institutions with strengthened capacities to improve the provision of essential services, goods and/or resources for women (CO, RO, HQ)	2022 (Milestone)	-	54
	2023 (Target)	-	-

## OUTPUT CHL\_D\_2.1.10

OUTCOME STATEMENT	INDICATOR STATEMENT	YEAR	BMTS	REPORTED RESULT
An integrated platform adjusted aiming at the CHL_D_2.1.10A employability of women, connecting demand and offer	Platform "Emplea Mujer Joven", prepared and consulted at the national level	2021 (Baseline)	0	N/A
		2021 (Milestone)	-	True
		2022 (Target)	1	True
Planned Budget:				
\$268.69 K				



Actual Budget and Shortfall:

**\$338.89 K**

Shortfall: \$0.00



Expenses:

**\$322.47 K**



INDICATOR STATEMENT	YEAR	BMTS	REPORTED RESULT
SP_D_0.1.e	2021 (Baseline)	TBD	N/A
Number of partners that have increased capacities to advance gender equality and women's empowerment through national and/or local (multi) sectoral strategies, policies and/or action plans (CO, HQ)	2022 (Target)	-	0

INDICATOR STATEMENT	YEAR	BMTS	REPORTED RESULT
SP_D_0.2.d	2022 (Baseline)	TBD	N/A
Number of tools introduced that support innovative financing and accountability, including related to digital financing, for gender equality (CO)	2022 (Target)	-	0

INDICATOR STATEMENT	YEAR	BMTS	REPORTED RESULT
SP_D_0.7.c	2022 (Baseline)	TBD	N/A
Number of interagency products or services with a focus on gender equality and women's empowerment developed and made available (CO, RO, HQ)	2022 (Target)	-	2



INDICATOR STATEMENT	YEAR	BMTS	REPORTED RESULT
SP_D_0.7.d	2022 (Baseline)	TBD	N/A
Percentage of UN Joint-Programmes with a focus on gender equality in which UN-Women participates as a Participating United Nations Organization (derived from QCPR indicator 1.4.17) (CO, RO)	2022 (Target)	-	2

## OUTPUT CHL\_D\_2.1.11

OUTCOME STATEMENT	INDICATOR STATEMENT	YEAR	BMTS	REPORTED RESULT
Network of public and private partners established to promote sustainable employment plans for women, particularly young women at the national and local level.	CHL_D_2.1.11A	2021 (Baseline)	0	N/A
	Public Sector Network - private facilitates the economic empowerment of young women.	2021 (Milestone)	1	True
		2022 (Target)	-	True

Planned Budget:

**\$12.00 K**



Actual Budget and Shortfall:

**\$20.00 K**

Shortfall: \$0.00



Expenses:  
\$12.10 K



INDICATOR STATEMENT	YEAR	BMTS	REPORTED RESULT
SP_D_0.1.e	2022 (Baseline)	TBD	N/A
Number of partners that have increased capacities to advance gender equality and women’s empowerment through national and/or local (multi) sectoral strategies, policies and/or action plans (CO, HQ)	2022 (Target)	-	0

INDICATOR STATEMENT	YEAR	BMTS	REPORTED RESULT
SP_D_0.1.h	2022 (Baseline)	TBD	N/A
Number of multi-stakeholder dialogue processes to promote engagement of governments with civil society and other partners to advance gender equality and women's empowerment (CO, RO, HQ)	2022 (Target)	-	6

INDICATOR STATEMENT	YEAR	BMTS	REPORTED RESULT
SP_D_0.7.c	2022 (Baseline)	TBD	N/A
Number of interagency products or services with a focus on gender equality and women's empowerment developed and made available (CO, RO, HQ)	2022 (Target)	-	10

## OUTPUT CHL\_D\_2.1.12

OUTCOME STATEMENT	INDICATOR STATEMENT	YEAR	BMTS	REPORTED RESULT
Pilot for training in technological, labor and women's rights and entrepreneurship to enhance women, particularly young women's, insertion in the labor market.	CHL_D_2.1.12A 2000 young women trained in economics 4.0	2021 (Baseline)	500	N/A
		2021 (Milestone)	-	467
		2022 (Milestone)	2000	9000
		2023 (Target)	2500	-
Planned Budget:				
\$57.00 K				



Actual Budget and Shortfall:  
**\$31.68 K**

Shortfall: \$25.32 K



Expenses:  
\$29.69 K



INDICATOR STATEMENT	YEAR	BMTS	REPORTED RESULT
SP_D_0.1.e  Number of partners that have increased capacities to advance gender equality and women’s empowerment through national and/or local (multi) sectoral strategies, policies and/or action plans (CO, HQ)	2021 (Baseline)	TBD	N/A
	2022 (Milestone)	2	0
	2023 (Target)	-	-

INDICATOR STATEMENT	YEAR	BMTS	REPORTED RESULT
SP_D_0.1.f	2022 (Baseline)	TBD	N/A
Number of institutions that have increased capacities to design and implement institutional reforms/strategies/policies that promote gender equality and women's empowerment (CO)	2022 (Milestone)	-	3
	2023 (Target)	-	-

INDICATOR STATEMENT	YEAR	BMTS	REPORTED RESULT
SP_D_0.1.h	2022 (Baseline)	TBD	N/A
Number of multi-stakeholder dialogue processes to promote engagement of governments with civil society and other partners to advance gender equality and women's empowerment (CO, RO, HQ)	2022 (Milestone)	-	6
	2023 (Target)	-	-

INDICATOR STATEMENT	YEAR	BMTS	REPORTED RESULT
SP_D_0.7.c	2021 (Baseline)	TBD	N/A
Number of interagency products or services with a focus on gender equality and women's empowerment developed and made available (CO, RO, HQ)	2022 (Milestone)	2	10
	2023 (Target)	-	-



INDICATOR STATEMENT	YEAR	BMTS	REPORTED RESULT
SP_D_0.7.d	2022 (Baseline)	TBD	N/A
Percentage of UN Joint-Programmes with a focus on gender equality in which UN-Women participates as a Participating United Nations Organization (derived from QCPR indicator 1.4.17) (CO, RO)	2022 (Milestone)	-	1
	2023 (Target)	-	-

## OUTPUT CHL\_D\_2.1.13

OUTCOME STATEMENT	INDICATOR STATEMENT	YEAR	BMTS	REPORTED RESULT
Articulation strategy of existing public and private care services to enable women, particularly young women's participation in labor market as well as in entrepreneur initiatives	CHL_D_2.1.13A	2021 (Baseline)	0	N/A
	A system of care implemented in three regions of the country.	2021 (Milestone)	-	True
		2022 (Target)	1	True

Planned Budget:

**\$90.00 K**



Actual Budget and Shortfall:

**\$0.00**

Shortfall: \$90.00 K



Expenses:  
\$0.00

INDICATOR STATEMENT	YEAR	BMTS	REPORTED RESULT
SP_D_0.1.e	2022 (Baseline)	TBD	N/A
Number of partners that have increased capacities to advance gender equality and women’s empowerment through national and/or local (multi) sectoral strategies, policies and/or action plans (CO, HQ)	2022 (Target)	-	0

INDICATOR STATEMENT	YEAR	BMTS	REPORTED RESULT
SP_D_0.1.h	2022 (Baseline)	TBD	N/A
Number of multi-stakeholder dialogue processes to promote engagement of governments with civil society and other partners to advance gender equality and women's empowerment (CO, RO, HQ)	2022 (Target)	-	6

INDICATOR STATEMENT	YEAR	BMTS	REPORTED RESULT
SP_D_0.2.d	2022 (Baseline)	TBD	N/A
Number of tools introduced that support innovative financing and accountability, including related to digital financing, for gender equality (CO)	2022 (Target)	-	0

INDICATOR STATEMENT	YEAR	BMTS	REPORTED RESULT
SP_D_0.3.a	(Baseline)	-	N/A
Number of research and/or practice-based initiatives undertaken to advance data, evidence and knowledge, including standardised methods to assess, monitor, measure and/or achieve behaviour and/or social/gender norms change (CO)	2022 (Target)	-	2

INDICATOR STATEMENT	YEAR	BMTS	REPORTED RESULT
SP_D_0.7.c	2021 (Baseline)	TBD	N/A
Number of interagency products or services with a focus on gender equality and women's empowerment developed and made available (CO, RO, HQ)	2022 (Target)	3	10

INDICATOR STATEMENT	YEAR	BMTS	REPORTED RESULT
SP_D_0.7.d	2022 (Baseline)	TBD	N/A
Percentage of UN Joint-Programmes with a focus on gender equality in which UN-Women participates as a Participating United Nations Organization (derived from QCPR indicator 1.4.17) (CO, RO)	2022 (Target)	-	1

## OUTPUT CHL\_D\_2.1.14

OUTCOME STATEMENT	INDICATOR STATEMENT	YEAR	BMTS	REPORTED RESULT
Increased awareness developed to recognize and redistribute unpaid domestic and care work and to foster co-responsibility between men and women, the State, the market, families and the community.	CHL_D_2.1.14A	2021 (Baseline)	0	N/A
	2,000 women and men participate in awareness-raising and training activities on Shared Family Responsibilities.	2021 (Milestone)	-	22
		2022 (Milestone)	2000	10
		2023 (Target)	2500	-

Planned Budget:  
**\$392.00 K**



Actual Budget and Shortfall:  
**\$0.00**

Shortfall: \$392.00 K



Expenses:  
\$0.00

INDICATOR STATEMENT	YEAR	BMTS	REPORTED RESULT
SP_D_0.1.e  Number of partners that have increased capacities to advance gender equality and women’s empowerment through national and/or local (multi) sectoral strategies, policies and/or action plans (CO, HQ)	2022 (Baseline)	TBD	N/A
	2022 (Milestone)	-	0
	2023 (Target)	-	-



INDICATOR STATEMENT	YEAR	BMTS	REPORTED RESULT
SP_D_0.1.h	2022 (Baseline)	TBD	N/A
Number of multi-stakeholder dialogue processes to promote engagement of governments with civil society and other partners to advance gender equality and women's empowerment (CO, RO, HQ)	2022 (Milestone)	-	6
	2023 (Target)	-	-

INDICATOR STATEMENT	YEAR	BMTS	REPORTED RESULT
SP_D_0.3.a	(Baseline)	-	N/A
Number of research and/or practice-based initiatives undertaken to advance data, evidence and knowledge, including standardised methods to assess, monitor, measure and/or achieve behaviour and/or social/gender norms change (CO)	2022 (Milestone)	-	0
	2023 (Target)	-	-

INDICATOR STATEMENT	YEAR	BMTS	REPORTED RESULT
SP_D_0.7.c	2021 (Baseline)	TBD	N/A
Number of interagency products or services with a focus on gender equality and women's empowerment developed and made available (CO, RO, HQ)	2022 (Target)	-	10

INDICATOR STATEMENT	YEAR	BMTS	REPORTED RESULT
SP_D_0.7.d	2022 (Baseline)	TBD	N/A
Percentage of UN Joint-Programmes with a focus on gender equality in which UN-Women participates as a Participating United Nations Organization (derived from QCPR indicator 1.4.17) (CO, RO)	2022 (Target)	-	1

## STRATEGIC NOTE OUTCOME PROGRESS NOTE

SHOWING DATA OF : **2022**

### Women have greater access to economic resources and more opportunities to reach decision making positions in the private sector

To achieve higher employability and economic opportunities to ensure the participation of women, especially young women, in the labor market, Job, training, entrepreneurship, and care service offers were gathered in a virtual platform with more than 67,000 visits from more than 26,000 users, reducing the gap between public and private offers. The ActivaEmpresarias platform was created to connect the demand of products and services of large companies to the supply of companies led by women, where more than 250 companies signed up. The employability and entrepreneurship conditions of more than 9,000 women were improved through digital skills training. In this respect, a coaching and mentoring program was provided to help 355 join the labor market. On the other hand, awareness was raised on gender issues through several activities in companies that were part of the network of institutions for gender equality. Furthermore, greater access to care services for women, especially for young women, focusing on the heads of the families to destroy the existing barriers to their participation in the labor market was achieved. It was designed and developed a care pilot program, which is included in the labor integration pilot program. 125 vacant places per day were offered for childcare in the selected communes for 68 women/mothers, helping them to participate in the labor market. Also, a network of 300 caregivers was established all over Chile. Technical guidance and training programs in the selected municipalities, to the community leaders, and representatives from the private sector allowed progress in care co-responsibility in the territories, including care as a priority in the local agenda. The campaign to raise awareness and promote co-responsibility reached more than half a million people in Chile daily.