

Country-Level Data for Chile country Outcome XM-DAC-41146-CHL_D_5.1

Data as of:
 26 March 2024

OUTCOME CHL_D_5.1 [XM-DAC-41146-CHL_D_5.1](#)

Marginalized women and young women have access to, participate in and achieve quality learning, entrepreneurship and employment outcomes through second chance education.

OUTCOME DETAILS

SDG alignment



Impact areas



Women's economic empowerment

Organizational outputs



Financing for gender equality

Policy Marker

GENDER EQUALITY

Humanitarian Scope

No

UN System Function

Outcome Description

The programmes aims to ensure that marginalized women and young women who are risk of being left behind have access to, participate in and achieve quality learning entrepreneurship and employment outcomes through second chance edutation and vocational training.

Advocacy, communications and social mobilization
Capacity development and technical assistance
Comprehensive and disaggregated data (discontinued)
Direct support and service delivery
Support functions

RESOURCES

\$166.86 K

Planned Budget

\$774.56 K

Actual Budget

PLANNED BUDGET



ACTUAL BUDGET AND SHORTFALL



EXPENSES



Funding Partners

Other resources (Non-Core)/ Funding Partners:



Silicon Soccer, Inc.
\$25,000



Congo \$0



BHP Billiton Foundation \$749,560

TOTAL OTHER RESOURCES (NON-CORE)
\$774,560

OUTCOME INDICATOR AND RESULTS

PLAN PERIOD : 2018-2022

OUTCOME CHL_D_5.1

B – Baseline M – Milestones T – Target

OUTCOME STATEMENT	INDICATOR STATEMENT	YEAR	BMTS	REPORTED RESULT
Marginalized women and young women have access to, participate in and achieve quality learning, entrepreneurship and employment outcomes through second chance education.	CHL_D_5.1B	2018 (Baseline)	1	N/A
	Number of learners accessing high quality SCE content.	2018 (Milestone)	-	0
		2019 (Milestone)	0	0
		2020 (Milestone)	2.450	1233
		2021 (Milestone)	4000	7110
		2022 (Milestone)	4000	6476
		2023 (Target)	6500	-

INDICATOR STATEMENT	YEAR	BMTS	REPORTED RESULT
CHL_D_5.1C Number of employed women and young women age 15-24 amongst programme graduates.	2018 (Baseline)	0	N/A
	2018 (Milestone)	-	0
	2019 (Milestone)	6%	0
	2020 (Milestone)	8%	0
	2021 (Milestone)	20%	70.5
	2022 (Milestone)	20	40
	2023 (Target)	20	-

INDICATOR STATEMENT	YEAR	BMTS	REPORTED RESULT
CHL_D_5.1D	2018 (Baseline)	1	N/A
Number of National Education Plans and Strategies that have a component that addresses social norms, attitudes, and behavior transformation.	2018 (Milestone)	-	0
	2019 (Milestone)	0	0
	2020 (Milestone)	0	0
	2021 (Milestone)	1	1
	2022 (Milestone)	1	2
• Common Indicator :	2023 (Target)	1	-

INDICATOR STATEMENT	YEAR	BMTS	REPORTED RESULT
CHL_D_5.IE Number of community spaces addressing attitude and behavioral change.	2018 (Baseline)	1	N/A
	2018 (Milestone)	-	0
	2019 (Milestone)	1	5
	2020 (Milestone)	1	1
	2021 (Milestone)	1	5
	2022 (Milestone)	3	7
	2023 (Target)	3	-

INDICATOR STATEMENT	YEAR	BMTS	REPORTED RESULT
CHL_D_5.1F Number of empowerments hubs in refugee settings addressing attitude and behavioral change.	2018 (Baseline)	0	N/A
	2018 (Milestone)	-	0
	2019 (Milestone)	3	5
	2020 (Milestone)	3	4
	2021 (Milestone)	3	5
	2022 (Milestone)	3	7
	2023 (Target)	3	-

INDICATOR STATEMENT	YEAR	BMTS	REPORTED RESULT
CHL_D_5.1G	2018 (Baseline)	0	N/A
Number of new, revised or in active review/discussion legislative frameworks or policies that promote second chance education and vocational training opportunities for women developed and/or being implemented in Programme countries.	2018 (Milestone)	-	1
	2019 (Milestone)	-	False
	2020 (Milestone)	0	0
	2021 (Milestone)	1	4
	2022 (Milestone)	1	1
	2023 (Target)	1	-

INDICATOR STATEMENT	YEAR	BMTS	REPORTED RESULT
SP_D_4.3	2022 (Baseline)	0	N/A
Percentage of women and girls as direct beneficiaries in coordinated humanitarian responses (Not for unit reporting)	2022 (Milestone)	-	2597000
	2023 (Target)	20	2597000

INDICATOR STATEMENT	YEAR	BMTS	REPORTED RESULT
SP_D_5.1A	(Baseline)	-	N/A
Not for Country Reporting	2018 (Milestone)	-	-
	2020 (Milestone)	-	-
	2021 (Target)	-	-

OUTPUT INDICATOR AND RESULTS

OUTPUT CHL_D_5.1.1

OUTCOME STATEMENT	INDICATOR STATEMENT	YEAR	BMTS	REPORTED RESULT
Relevant content is developed and curated in each context. Planned Budget: \$1.21 M <div></div>	CHL_D_5.1.1A	2018 (Baseline)	No	N/A
	SCE e-learning platform is online and functional	2019 (Milestone)	Yes	True
		2020 (Milestone)	si	True
		2021 (Milestone)	si	True
		2022 (Milestone)	yes	True
		2023 (Target)	Yes	-
Actual Budget and Shortfall:				

Shortfall: \$361.91 K




Expenses:
\$659.35 K



INDICATOR STATEMENT	YEAR	BMTS	REPORTED RESULT
CHL_D_5.1.1B	2018 (Baseline)	0	N/A
Number of training modules/curricula developed informed by SCE country needs assessments	2019 (Milestone)	TBD	3
	2020 (Milestone)	2	3
	2021 (Milestone)	-	85
	2022 (Milestone)	3	50
	2023 (Target)	1	-

INDICATOR STATEMENT	YEAR	BMTS	REPORTED RESULT
SP_D_0.4.d	2021 (Baseline)	3712	N/A
Number of women accessing information, goods, resources and/or services through UNW supported platforms and programs in humanitarian and development settings (CO, HQ)	2022 (Milestone)	-	6476
	2023 (Target)	-	-

OUTPUT CHL_D_5.1.2

OUTCOME STATEMENT	INDICATOR STATEMENT	YEAR	BMTS	REPORTED RESULT
Learning and career pathways are followed by women and young women accessing appropriate e-learning platforms Planned Budget: \$309.73 K 	CHL_D_5.1.2A	2018 (Baseline)	0	N/A
	Number and % of users signing up (enrollment) for online learning Programmes accessed through the Un Women welearn .unwomen.org web platform.	2019 (Milestone)	-	0
		2020 (Milestone)	2450	1233
		2021 (Milestone)	10000	4216
		2022 (Milestone)	5040	6476
		2023 (Target)	6500	-

Actual Budget and Shortfall:
\$185.83 K

Shortfall: \$123.90 K



Expenses:


\$154.39 K



INDICATOR STATEMENT	YEAR	BMTS	REPORTED RESULT
CHL_D_5.1.2B Number and % of users completing online learning programmes accessed through the UN Women VSS	2018 (Baseline)	0	N/A
	2019 (Milestone)	-	0
	2020 (Milestone)	1715	542
	2021 (Milestone)	10000	2128
	2022 (Milestone)	2800	4968
	2023 (Target)	4000	-

INDICATOR STATEMENT	YEAR	BMTS	REPORTED RESULT
SP_D_0.4.d	2021 (Baseline)	3712	N/A
Number of women accessing information, goods, resources and/or services through UNW supported platforms and programs in humanitarian and development settings (CO, HQ)	2022 (Milestone)	-	6476
	2023 (Target)	-	-

OUTPUT CHL_D_5.1.3

OUTCOME STATEMENT	INDICATOR STATEMENT	YEAR	BMTS	REPORTED RESULT
Context-specific delivery mechanisms are established, including safe community-based centers or Women's Empowerment Hubs. Planned Budget: \$1.35 M 	CHL_D_5.1.3A	2018 (Baseline)	0	N/A
	Number of physical spaces or Women's Empowerment Hubs providing access to VSS e-learning platform and oother SCE learning opportunities established, whith UN Women's support.	2019 (Milestone)	1	5
		2020 (Milestone)	3	4
		2021 (Milestone)	3	5
		2022 (Milestone)	5	7
		2023 (Target)	3	-

Actual Budget and Shortfall:
\$1.64 M

Shortfall: \$0.00

Expenses:


\$1.41 M



INDICATOR STATEMENT	YEAR	BMTS	REPORTED RESULT
CHL_D_5.1.3B Number of partnerships established identifying the Community spaces with local governmenets, communities and private sector partners to create safe learning spaces.	2018 (Baseline)	0	N/A
	2019 (Milestone)	1	7
	2020 (Milestone)	5	6
	2021 (Milestone)	5	8
	2022 (Milestone)	-	21
	2023 (Target)	5	-

INDICATOR STATEMENT	YEAR	BMTS	REPORTED RESULT
SP_D_0.4.c	2022 (Baseline)	TBD	N/A
Number of women's organizations with increased capacities to deliver and/or monitor the quality of services, resources and goods for women in humanitarian and development settings (CO, HQ)	2022 (Milestone)	-	4
	2023 (Target)	-	-

OUTPUT CHL_D_5.1.4

OUTCOME STATEMENT	INDICATOR STATEMENT	YEAR	BMTS	REPORTED RESULT
<p>Potential employers in the private, public and NGO sector become more gender-aware and gender responsive and more women and young women are hired and retained.</p> <p>Planned Budget: \$266.21 K</p> 	CHL_D_5.1.4A	2018 (Baseline)	0	N/A
	Number of government entities, companies, and/or international organizations that have strengthened capacity to integrate gender-responsive actions into employment strategies and programmes, with UN Women's support, and are hiring more women than previously	2019 (Milestone)	-	0
		2020 (Milestone)	0	1
		2021 (Milestone)	4	2
		2022 (Milestone)	-	5
		2023 (Target)	1	-

Actual Budget and Shortfall:
\$39.60 K

Shortfall: \$226.61 K



Expenses:
\$93.02 K



INDICATOR STATEMENT	YEAR	BMTS	REPORTED RESULT
CHL_D_5.1.4B Integration gender-responsive actions into employment strategies and programmes, in government entities, companies and or international organisations.	2018 (Baseline)	0	N/A
	2022 (Milestone)	2	5
	2023 (Target)	1	-

INDICATOR STATEMENT	YEAR	BMTS	REPORTED RESULT
SP_D_0.4.d	2021 (Baseline)	3712	N/A
Number of women accessing information, goods, resources and/or services through UNW supported platforms and programs in humanitarian and development settings (CO, HQ)	2022 (Milestone)	-	6476
	2023 (Target)	-	-

OUTPUT CHL_D_5.1.5

OUTCOME STATEMENT	INDICATOR STATEMENT	YEAR	BMTS	REPORTED RESULT
Graduate mentoring and coaching programme established. Women and young women become mentors to new learners to share experiences, advice, and support for second chance education. Planned Budget: \$139.72 K	CHL_D_5.1.5A	2018 (Baseline)	0	N/A
	% of graduate women and young women who are mentoring new learners six months after completing Programme or gaining qualifications and/or beyond the Programme period.	2019 (Milestone)	-	0
		2020 (Milestone)	7%	0
		2021 (Milestone)	20%	14,75
		2022 (Milestone)	-	16.71
		2023 (Target)	15	-

Actual Budget and Shortfall:
\$645.18

Shortfall: \$139.07 K



.....

Expenses:
\$645.18



INDICATOR STATEMENT	YEAR	BMTS	REPORTED RESULT
SP_D_0.4.c	2022 (Baseline)	TBD	N/A
Number of women's organizations with increased capacities to deliver and/or monitor the quality of services, resources and goods for women in humanitarian and development settings (CO, HQ)	2022 (Milestone)	-	4
	2023 (Target)	-	-

OUTPUT CHL_D_5.1.6

OUTCOME STATEMENT	INDICATOR STATEMENT	YEAR	BMTS	REPORTED RESULT
Awareness and advocacy of the importance of women's and young women's right to education and entrepreneurship and vocational learning, and how this benefits their families and societies is increased.	CHL_D_5.1.6A	2018 (Baseline)	0	N/A
	Number of national awareness and advocacy campaigns on the importance of young women's right to education and vocational learning undertaken, with UN Women's support.	2019 (Milestone)	-	0
		2020 (Milestone)	1	2
		2021 (Milestone)	1	4
		2022 (Milestone)	1	1
		2023 (Target)	1	-

Planned Budget:
\$89.46 K



Actual Budget and Shortfall:
\$0.00

Shortfall: \$89.46 K

.....

Expenses:
\$439.46



INDICATOR STATEMENT	YEAR	BMTS	REPORTED RESULT
SP_D_0.5.b	(Baseline)	-	N/A
Number of advocacy initiatives with partners, to increase quality, flexible, core funding for civil society organizations working on GEWE, especially women’s organizations (Desk Review)	2022 (Milestone)	-	-
	2023 (Target)	-	-

OUTPUT CHL_D_5.1.8

OUTCOME STATEMENT	INDICATOR STATEMENT	YEAR	BMTS	REPORTED RESULT
Women’s and young women’s education, entrepreneurship and vocational learning opportunities are supported and reinforced through social systems and networks	CHL_D_5.1.8A	2019 (Baseline)	Existing support systems through Empowerment Hubs	N/A
	Number of peer networks for women and young women established, with UN Women’s support per country.	2019 (Milestone)	-	0
		2020 (Milestone)	2	4
		2021 (Milestone)	SCE specific peer network through Empowerment Hubs (or community spaces)	5
		2022 (Milestone)	4	7
		2023 (Target)	1	-

Planned Budget:
\$87.56 K



Actual Budget and Shortfall:
\$0.00

Shortfall: \$87.56 K



Expenses:
\$0.00

INDICATOR STATEMENT	YEAR	BMTS	REPORTED RESULT
SP_D_0.4.d	2022 (Baseline)	TBD	N/A
Number of women accessing information, goods, resources and/or services through UNW supported platforms and programs in humanitarian and development settings (CO, HQ)	2022 (Milestone)	-	6476
	2023 (Target)	-	-

OUTPUT CHL_D_5.1.9

OUTCOME STATEMENT	INDICATOR STATEMENT	YEAR	BMTS	REPORTED RESULT
Evidence-based advocacy for women’s and young women’s second chance education conducted with national and local policy makers. Planned Budget: \$109.19 K <div></div>	CHL_D_5.1.9A	2018 (Baseline)	No	N/A
	Gender-sensitive and multi-stakeholder second chance education needs assessments identifies education barriers, solutions, gaps and opportunities for young	2019 (Milestone)	-	True
		2020 (Milestone)	No	True
		2021 (Milestone)	Yes	True
		2022 (Milestone)	yes	True
		2023 (Target)	Yes	-

Actual Budget and Shortfall:
\$0.00

Shortfall: \$109.19 K



Expenses:
\$0.00

INDICATOR STATEMENT	YEAR	BMTS	REPORTED RESULT
SP_D_0.1.h	2022 (Baseline)	TBD	N/A
Number of multi-stakeholder dialogue processes to promote engagement of governments with civil society and other partners to advance gender equality and women's empowerment (CO, RO, HQ)	2022 (Milestone)	-	10
	2023 (Target)	-	-

OUTPUT CHL_D_5.1.10

OUTCOME STATEMENT	INDICATOR STATEMENT	YEAR	BMTS	REPORTED RESULT
Cross sectoral legislative and policy reform supported to promote marginalized women's and young women's access to second chance education. Planned Budget: \$35.00 K <div></div>	CHL_D_5.1.10A	2018 (Baseline)	No	N/A
	Policy dialogues on the importance of women and young women's right to education and vocational learning undertaking, with UN Women's support	2019 (Milestone)	-	False
		2020 (Milestone)	si	True
		2021 (Milestone)	Yes	True
		2022 (Milestone)	yes	True
		2023 (Target)	Yes	-

Actual Budget and Shortfall:
\$0.00

Shortfall: \$35.00 K



Expenses:
\$0.00

INDICATOR STATEMENT	YEAR	BMTS	REPORTED RESULT
SP_D_0.1.h	2022 (Baseline)	TBD	N/A
Number of multi-stakeholder dialogue processes to promote engagement of governments with civil society and other partners to advance gender equality and women's empowerment (CO, RO, HQ)	2022 (Milestone)	-	10
	2023 (Target)	-	-

OUTPUT CHL_D_5.1.11

OUTCOME STATEMENT	INDICATOR STATEMENT	YEAR	BMTS	REPORTED RESULT
Private and public sector offer bridging programmes which are taken up by women and young women graduates emerging from the Programme Planned Budget: \$21.43 K <div></div>	CHL_D_5.1.11A	2018 (Baseline)	0	N/A
	Number of government entities, companies, and/or international organizations that develop and/or implement gender-responsive employment policies or Programmes with UN Women's support.	2019 (Milestone)	-	0
		2020 (Milestone)	0	1
		2021 (Milestone)	1	2
		2022 (Milestone)	1	1
		2023 (Target)	1	-

Actual Budget and Shortfall:
\$0.00

Shortfall: \$21.43 K



Expenses:

\$0.00

INDICATOR STATEMENT	YEAR	BMTS	REPORTED RESULT
SP_D_0.4.d	2021 (Baseline)	TBD	N/A
Number of women accessing information, goods, resources and/or services through UNW supported platforms and programs in humanitarian and development settings (CO, HQ)	2022 (Milestone)	-	6476
	2023 (Target)	-	-

STRATEGIC NOTE OUTCOME PROGRESS NOTE

SHOWING DATA OF : **2022**

Marginalized women and young women have access to, participate in and achieve quality learning, entrepreneurship and employment outcomes through second chance education.

SCE Chile kicked-off a new methodology based on evidence from the pilot phase, which considers two learning pathways in entrepreneurship and employability, accordingly to women profile (beginner/advanced). This methodology is carried forward at the national level by partner AIEP, a well-recognized technical academic institution, with the objective of developing a sustainable model for technical education's role in addressing women's economic empowerment for women in crisis, with socioeconomic vulnerability, migrants, and from indigenous backgrounds. Additionally, this institution is leveraging on its vast network of private and public actors to increase SCE participants' opportunities through derivations to the entrepreneurship and employment environments and engaging its community of students and graduates as volunteers, which is part of the sustainability model of the programme. Moreover, SCE Chile has strengthened its humanitarian response initiative focused on Afghan refugee women, engaging new actors to provide comprehensive support and participating in an intersectoral roundtable for the socioeconomic inclusion of migrants. 16 Afghan women finished the Spanish course offered in collaboration with ECLAC and already started a job placement process with Fundacion Emplea. Additionally, SCE in collaboration with UNHCR, and support of the Afghan community, the legal clinic of the Diego Portales university and Fundacion Emplea, provided assistance to 22 Afghan women in their legal and labor issues. SCE is working with the Department of Social Action at the Ministry of Interior to coordinate referrals to socioeconomic support and the expansion of the model to other groups, starting with the inclusion of refugee women from Ukraine and Belarus in the employability initiative. Furthermore, SCE has become a member of the national level Social and Economic Inclusion Roundtable for Migrants, led by UNHCR, which comprises institutions from Government, Academia and Civil Society that support migrant population in Chile, which has led to reinforce SCE network for migrant women, as well as positioning the programme as a relevant stakeholder in migrant-oriented national level plans. Following on the

projects developed in SCE framework through partnerships, in the context of the digital skills training offered by SCE through an alliance with CLARO, 192 women from vulnerable background graduated in August . SCE is already organizing the call for 150 new participants with a focus on migrants and indigenous women for the next quarter courses. At the national level, implementing partner Fundacion Emplea started its intervention providing job placement support in masculinized sectors to a first group of 16 young women. Partner Veomas have already graduated the first group of women from Leadership School. In the context of strengthening partnership and advocacy for sustainability and scaling up, UN Women in Chile renewed the MOU with PRODEMU (Foundation for the Promotion and Development of Women) for a 4-year period. The program has also built up its partnerships at national and regional level, identifying spaces for collaboration and establishing referrals protocols with the Ministry of Interior, local governments, and civil society organisations. Specifically in the norther region of the country, alliances have been reinforced for programme implementation and linkages (SERNAMEG -National Service for women-, SECREDUC -Regional Agency of Education). More importantly, SCE has had an active participation in the migration roundtable led by IOM and UNHCR. In the southern region, alliances have been developed in Magallanes Region (SERNAMEG, INDAP- National Institute for Agricultural Development, Venezuelans in Patagonia and other civil society) to include more women from the most remote area of the country, while also advancing on the bond with current institutions and agencies for this new period of implementation (Ministry of Social Development, INJUV, La Frontera University, and civil society). In addition, SCE Chile led the public- private round table for “More Women in STEM education” co-developed with Pais Digital Foundation (funded and supported by TELCOs and Technology companies in Chile) facilitating the discussion between actors from civil society, universities and government to provide critical inputs and a gender approach for the public policies in STEM education. SCE Chile also presented in a national level Summit on Education in the context of 21 st century learning skills, positioning the relevance of gender in education within the new technologies. In addition, SCE Chile developed and disseminated a policy brief on Second Chance Education with Gender Perspective with good practices and recommendations, contributing and promoting further discussion of e-learning education and training for adult women in Chile.