

Country-Level Data for Cameroon country Outcome

XM-DAC-41146-CMR_D_1.2

Data as of:
28 April 2024

OUTCOME CMR_D_1.2 [XM-DAC-41146-CMR_D_1.2](#)




By 2026, gaps in key socio-economic indicators are reduced, reflecting greater gender equality and progress in the empowerment of youth, women and girls, and other vulnerable groups, including in humanitarian contexts. (Outcome 2.2 /UNSDCF)

OUTCOME DETAILS



SDG alignment



Impact areas

-  Governance and participation in public life
-  Women's economic empowerment
-  Women, peace and security, humanitarian action and disaster risk reduction

Organizational outputs

-  Norms, laws, policies and institutions
-  Financing for gender equality

Outcome Description

–

UN Partners

-  UNAIDS
-  UNDP
-  UNFPA
-  UNICEF
-  WHO



Positive social norms



Access to services, goods and resources



Women's voice, leadership and agency



UN system coordination

Policy Marker

GENDER EQUALITY

Humanitarian Scope

No

UN System Function

Advocacy, communications and social mobilization

Capacity development and technical assistance

Direct support and service delivery

Integrated policy advice and thought leadership

Support functions

UN system coordination (discontinued)

RESOURCES

\$1.70 M

Planned Budget

\$746.09 K

Actual Budget

PLANNED BUDGET


ACTUAL BUDGET AND SHORTFALL

EXPENSES



Funding Partners

Other resources (Non-Core)/ Funding Partners:

 Multi-Partner Trust Fund Office
\$119,597



International Fund for
Agricultural Development (IFAD)
\$9,852



Cameroon \$0



African Development Bank
\$24,116

 Office for the Coordination of
Humanitarian Affairs (UNOCHA)
\$590,303



UN AIDS
\$2,222

TOTAL OTHER RESOURCES (NON-CORE)
\$746,089

OUTCOME CMR_D_1.2

B – Baseline M – Milestones T – Target

OUTCOME STATEMENT	INDICATOR STATEMENT	YEAR	BMTS	REPORTED RESULT
By 2026, gaps in key socio-economic indicators are reduced, reflecting greater gender equality and progress in the empowerment of youth, women and girls, and other vulnerable groups, including in humanitarian contexts. (Outcome 2.2 /UNSDCF)	CMR_D_1.2B	2017 (Baseline)	5.8	N/A
	Narrowing the gender gap in financial inclusion	2022 (Milestone)	-	30
		2023 (Milestone)	-	-
		2024 (Milestone)	-	-
		2025 (Milestone)	-	-
		2026 (Target)	3	-

INDICATOR STATEMENT	YEAR	BMTS	REPORTED RESULT
SP_D_0.1.5	(Baseline)	-	N/A
Number of national and/or local (multi) sectoral strategies, policies and/or action plans that are adopted with a focus on gender equality (CO)	2022 (Milestone)	-	6
	2023 (Milestone)	-	-
	2024 (Milestone)	-	-
	2025 (Milestone)	10	-
• Complementary Indicator :	2026 (Target)	-	-

INDICATOR STATEMENT	YEAR	BMTS	REPORTED RESULT
SP_D_0.1.6	(Baseline)	-	N/A
Number of legal and policy frameworks that promote gender balance in decision making institutions and processes (CO)	2023 (Milestone)	-	-
	2024 (Milestone)	-	-
	2025 (Milestone)	-	-
	2026 (Target)	-	-
• Complementary Indicator :			

INDICATOR STATEMENT	YEAR	BMTS	REPORTED RESULT
SP_D_0.3.2	2021 (Baseline)	5	N/A
Number of institutions putting in places policies and practices to address gender-based discrimination and/or combat gender stereotypes (CO)	2022 (Milestone)	-	1
	2023 (Milestone)	-	-
	2024 (Milestone)	-	-
• Complementary Indicator :	2025 (Milestone)	10	-
	2026 (Target)	-	-

INDICATOR STATEMENT	YEAR	BMTS	REPORTED RESULT
SP_D_0.4.3	(Baseline)	-	N/A
Number of countries where multi-sectoral systems, strategies or programs are implemented to advance women's equal access to and use of services, goods and/resources, including social protection (CO)	2022 (Milestone)	-	True
	2023 (Milestone)	-	-
	2024 (Milestone)	-	-
	2025 (Milestone)	-	-
	2026 (Target)	-	-
• Complementary Indicator :			

INDICATOR STATEMENT	YEAR	BMTS	REPORTED RESULT
SP_D_0.5.4 Level of influence of civil society organizations working on gender equality and women's empowerment, including women's organizations, in key normative, policy and peace processes (CO, RO, HQ)	2021 (Baseline)	Weak	N/A
	2022 (Milestone)	-	3
	2023 (Milestone)	-	-
	2024 (Milestone)	-	-
	2025 (Milestone)	High	-
	2026 (Target)	-	-

INDICATOR STATEMENT	YEAR	BMTS	REPORTED RESULT
SP_D_0.7.2	(Baseline)	-	N/A
Percentage of UNCTs that conducted the comprehensive UNCT-SWAP Gender Equality Scorecard in the past four years, and met or exceeded requirements for at least 60% of UNCT-SWAP standards (derived from QCPR indicator 1.4.15) (Desk Review)	2022 (Milestone)	-	-
	2023 (Milestone)	-	-
	2024 (Milestone)	-	-
	2025 (Milestone)	-	-
	2026 (Target)	-	-

INDICATOR STATEMENT	YEAR	BMTS	REPORTED RESULT
SP_D_0.7.3	(Baseline)	-	N/A
Percentage of UN Sustainable Development Cooperation Frameworks that have: a) a dedicated gender equality outcome; and/or b) that mainstream gender equality perspectives across Cooperation Framework outcomes (derived from QCPR indicator 1.4.16) (Desk Review)	2022 (Milestone)	-	-
	2023 (Milestone)	-	-
	2024 (Milestone)	-	-
	2025 (Milestone)	-	-
	2026 (Target)	-	-

INDICATOR STATEMENT	YEAR	BMTS	REPORTED RESULT
SP_D_0.7.6	(Baseline)	-	N/A
Percentage of HCT response plans and strategies that demonstrate the integration of gender equality (Desk Review)	2022 (Milestone)	-	-
	2023 (Milestone)	-	-
	2024 (Milestone)	-	-
	2025 (Milestone)	-	-
	2026 (Target)	-	-

INDICATOR STATEMENT	YEAR	BMTS	REPORTED RESULT
SP_D_0.7.8	(Baseline)	-	N/A
Number of UNCTs implementing UN-system commitments and advocacy on women's equal participation in elections and temporary special measures in their support to Member States (CO)	2022 (Milestone)	-	True
	2023 (Milestone)	-	-
	2024 (Milestone)	-	-
	2025 (Milestone)	Yes	-
	2026 (Target)	-	-

INDICATOR STATEMENT	YEAR	BMTS	REPORTED RESULT
SP_D_1.1	(Baseline)	-	N/A
SDG 5.5.1: Proportion of seats held by women in (a) national parliaments, (b) local governments and (c) executive positions/ministers (cabinets) held by women (Desk Review)	2023 (Milestone)	-	-
	2024 (Milestone)	-	-
	2025 (Milestone)	-	-
	2026 (Target)	-	-
<ul style="list-style-type: none"> • SDG Indicator : • Common Indicator : 			

INDICATOR STATEMENT	YEAR	BMTS	REPORTED RESULT
SP_D_3.1	(Baseline)	-	N/A
SDG 5.2.1: Proportion of ever-partnered women and girls aged 15 years and older subjected to physical, sexual, or psychological violence by a current or former intimate partner in the previous 12 months, by form of violence and by age (Desk Review)	2022 (Milestone)	-	-
	2023 (Milestone)	-	-
	2024 (Milestone)	-	-
	2025 (Milestone)	-	-
	2026 (Target)	-	-
<ul style="list-style-type: none"> • SDG Indicator : • Common Indicator : • Complementary Indicator : 			

INDICATOR STATEMENT	YEAR	BMTS	REPORTED RESULT
SP_D_4.3	(Baseline)	-	N/A
Percentage of women and girls as direct beneficiaries in coordinated humanitarian responses (Not for unit reporting)	2022 (Milestone)	-	2597000
	2023 (Milestone)	-	-
	2024 (Milestone)	-	-
	2025 (Milestone)	-	-
	2026 (Target)	-	-

OUTPUT INDICATOR AND RESULTS

OUTPUT CMR_D_1.2.1

OUTCOME STATEMENT	INDICATOR STATEMENT	YEAR	BMTS	REPORTED RESULT
<p>The potentials of young girls and women are enhanced to enable them to participate in development efforts in all sectors and enjoy the benefits of growth on an equal basis with men (Genre et Route, PDCVA, IFAD etc.)</p> <p>Planned Budget: \$1.79 M</p> <div></div>	<p>CMR_D_1.2.1A</p> <p>Number of statisticians trained on gender mainstreaming in statistics</p>	2017 (Baseline)	50	N/A
		2022 (Milestone)	-	131
		2023 (Milestone)	-	-
		2024 (Milestone)	100000	-
		2025 (Milestone)	-	-
		2026 (Target)	200000	-

Actual Budget and Shortfall:
\$259.29 K

Shortfall: \$1.53 M



Expenses:
\$231.55 K



INDICATOR STATEMENT	YEAR	BMTS	REPORTED RESULT
CMR_D_1.2.1B Number of tools on gender and statistics developed	2017 (Baseline)	0	N/A
	2023 (Milestone)	-	-
	2024 (Milestone)	-	-
	2025 (Milestone)	-	-
	2026 (Target)	-	-

INDICATOR STATEMENT	YEAR	BMTS	REPORTED RESULT
SP_D_0.1.e Number of partners that have increased capacities to advance gender equality and women's empowerment through national and/or local (multi) sectoral strategies, policies and/or action plans (CO, HQ)	2022 (Baseline)	4	N/A
	2022 (Milestone)	-	4
	2023 (Milestone)	-	-
	2024 (Milestone)	-	-
	2025 (Milestone)	10	-
	2026 (Target)	-	-

INDICATOR STATEMENT	YEAR	BMTS	REPORTED RESULT
SP_D_0.4.a Number of institutions with strengthened capacities to improve the provision of essential services, goods and/or resources for women (CO, RO, HQ)	2021 (Baseline)	4	N/A
	2022 (Milestone)	-	12
	2023 (Milestone)	-	-
	2024 (Milestone)	-	-
	2025 (Milestone)	10	-
	2026 (Target)	-	-

INDICATOR STATEMENT	YEAR	BMTS	REPORTED RESULT
SP_D_0.4.c Number of women's organizations with increased capacities to deliver and/or monitor the quality of services, resources and goods for women in humanitarian and development settings (CO, HQ)	2021 (Baseline)	5	N/A
	2022 (Milestone)	-	35
	2023 (Milestone)	-	-
	2024 (Milestone)	-	-
	2025 (Milestone)	5	-
	2026 (Target)	-	-

OUTPUT CMR_D_1.2.2

OUTCOME STATEMENT	INDICATOR STATEMENT	YEAR	BMTS	REPORTED RESULT
Disparities between men and women are reduced in all areas of national life (political, economic, social, cultural, sports, etc.), and there is statistical data to reflect this (LPP, GRB). Planned Budget: \$661.00 K	CMR_D_1.2.2A Existence or not of a formal institutional arrangements for the coordination of the compilation of gender statistics at national level (derived from FPI indicator)	2017 (Baseline)	No	N/A
		2022 (Milestone)	-	True
		2023 (Milestone)	-	-
		2024 (Milestone)	Yes	-
		2025 (Milestone)	-	-
		2026 (Target)	-	-

Actual Budget and Shortfall:
\$173.01 K

Shortfall: \$487.99 K





Expenses:
\$155.25 K



INDICATOR STATEMENT	YEAR	BMTS	REPORTED RESULT
CMR_D_1.2.2B Existence of a validated assessment report highlighting gaps for the integration of gender statistics in national policy and monitoring and Evaluation Frameworks including recommendation for addressing them	2018 (Baseline)	No	N/A
	2023 (Milestone)	-	-
	2024 (Milestone)	-	-
	2025 (Milestone)	-	-
	2026 (Target)	-	-

INDICATOR STATEMENT	YEAR	BMTS	REPORTED RESULT
CMR_D_1.2.2C Number of Communication and advocacy tools on gender statistics and SDGs produced and disseminated	2018 (Baseline)	0	N/A
	2023 (Milestone)	-	-
	2024 (Milestone)	-	-
	2025 (Milestone)	-	-
	2026 (Target)	-	-

INDICATOR STATEMENT	YEAR	BMTS	REPORTED RESULT
CMR_D_1.2.2D (UN Women internal): Funding gap for MEWGC Cameroon as a % of total project cost.	2018 (Baseline)	100	N/A
	2023 (Milestone)	-	-
	2024 (Milestone)	-	-
	2025 (Milestone)	-	-
	2026 (Target)	-	-

INDICATOR STATEMENT	YEAR	BMTS	REPORTED RESULT
SP_D_0.1.d Number of partners that have increased capacities to promote/influence gender responsive legislation (CO, HQ)	2021 (Baseline)	3	N/A
	2022 (Milestone)	-	0
	2023 (Milestone)	-	-
	2024 (Milestone)	-	-
	2025 (Milestone)	10	-
	2026 (Target)	-	-

INDICATOR STATEMENT	YEAR	BMTS	REPORTED RESULT
SP_D_0.2.c Number of national partners with capacities to apply Gender Responsive Budgeting tools in the budget cycle (CO)	2021 (Baseline)	5	N/A
	2022 (Milestone)	-	0
	2023 (Milestone)	-	-
	2024 (Milestone)	-	-
	2025 (Milestone)	15	-
	2026 (Target)	-	-

INDICATOR STATEMENT	YEAR	BMTS	REPORTED RESULT
SP_D_0.5.a	2023 (Baseline)	500000	N/A
Amount of funding disbursed annually in support of civil society organizations, especially women's organizations, working towards the achievement of gender equality and women's empowerment, through UN-Women programmes and grant-giving (CO, RO, HQ)	2023 (Milestone)	-	-
	2024 (Milestone)	-	-
	2025 (Milestone)	200000	-
	2026 (Target)	-	-

INDICATOR STATEMENT	YEAR	BMTS	REPORTED RESULT
SP_D_0.5.c Number of dialogues, mechanisms, platforms and/or coalitions created and sustained that enable meaningful and safe participation and engagement by gender equality advocates and civil society organizations working on gender equality and women's empowerment, especially women's organizations, in decision-making (CO, RO, HQ)	2023 (Baseline)	14	N/A
	2023 (Milestone)	-	-
	2024 (Milestone)	-	-
	2025 (Milestone)	20	-
	2026 (Target)	-	-

INDICATOR STATEMENT	YEAR	BMTS	REPORTED RESULT
SP_D_0.5.e Number of women and girls, including women and girls living with and/or affected by HIV, with increased capacities to participate in public life and exercise leadership (CO, RO, HQ)	2022 (Baseline)	1000	N/A
	2022 (Milestone)	-	1000
	2023 (Milestone)	-	-
	2024 (Milestone)	-	-
	2025 (Milestone)	5000	-
	2026 (Target)	-	-

INDICATOR STATEMENT	YEAR	BMTS	REPORTED RESULT
SP_D_0.5.f	2023 (Baseline)	31	N/A
Number of initiatives developed and implemented to prevent, monitor and mitigate violence against women in politics (VAWP) and in public life (including gender equality advocates in civil society organizations working on gender equality and women's empowerment, especially women's organizations) (CO, RO, HQ)	2023 (Milestone)	-	-
	2024 (Milestone)	-	-
	2025 (Milestone)	50	-
	2026 (Target)	-	-

OUTPUT CMR_D_1.2.3

OUTCOME STATEMENT	INDICATOR STATEMENT	YEAR	BMTS	REPORTED RESULT
<p>Women and young girls and boys are protected from all forms of violence and discrimination against them in all areas of public life including in development and humanitarian settings (CERF, WPS, CERF, COVID-19 Response etc)).</p> <p>Planned Budget: \$4.77 M</p>	CMR_D_1.2.3A	2017 (Baseline)	2	N/A
	Number of national HIV strategies and plans supported by UN Women that include gender responsive actions and budgets	2022 (Milestone)	-	15
		2023 (Milestone)	-	-
		2024 (Milestone)	-	-
		2025 (Milestone)	-	-
		2026 (Target)	15	-

Actual Budget and Shortfall:
\$1.34 M

Shortfall: \$3.42 M



Expenses:
\$1.19 M



INDICATOR STATEMENT	YEAR	BMTS	REPORTED RESULT
CMR_D_1.2.3B Number of schools of with improved gender sensitive WASH facilities and menstrual hygiene management services with UNWOMEN support	2021 (Baseline)	0	N/A
	2022 (Milestone)	-	20
	2023 (Milestone)	-	-
	2024 (Milestone)	-	-
	2025 (Milestone)	-	-
	2026 (Target)	20	-

INDICATOR STATEMENT	YEAR	BMTS	REPORTED RESULT
CMR_D_1.2.3C Number of initiatives support by UNWOMEN conducted by local authorities and community leaders to promote HIV prevention and Menstrual hygiene management best practices to end stigmatization	2021 (Baseline)	0	N/A
	2023 (Milestone)	-	-
	2024 (Milestone)	-	-
	2025 (Milestone)	-	-
	2026 (Target)	-	-

INDICATOR STATEMENT	YEAR	BMTS	REPORTED RESULT
SP_D_0.4.d	2021 (Baseline)	5000	N/A
Number of women accessing information, goods, resources and/or services through UNW supported platforms and programs in humanitarian and development settings (CO, HQ)	2022 (Milestone)	-	42547
	2023 (Milestone)	-	-
	2024 (Milestone)	-	-
	2025 (Milestone)	100000	-
	2026 (Target)	-	-

OUTPUT CMR_D_1.2.4

OUTCOME STATEMENT	INDICATOR STATEMENT	YEAR	BMTS	REPORTED RESULT
Improved and efficient coordination mechanism of GEWE across UN System, government and CSO both in development and humanitarian settings (Coordination)	CMR_D_1.2.4A	2019 (Baseline)	No	N/A
	Existence of functional coordination bodies for gender statistics across the NSS	2023 (Milestone)	-	-
		2024 (Milestone)	20	-
		2025 (Milestone)	15	-
		2026 (Target)	-	-

Planned Budget:
\$605.47 K

Actual Budget and Shortfall:
\$312.19 K

Shortfall: \$293.28 K



Expenses:
\$306.65 K



INDICATOR STATEMENT	YEAR	BMTS	REPORTED RESULT
CMR_D_1.2.4B Number of annual meetings of the coordination mechanism for gender statistics supported by UN	2018 (Baseline)	0	N/A
	2023 (Milestone)	-	-
	2024 (Milestone)	-	-
	2025 (Milestone)	-	-
	2026 (Target)	-	-

INDICATOR STATEMENT	YEAR	BMTS	REPORTED RESULT
SP_D_0.1.a Number of governments that undertake national review processes in response to global intergovernmental outcomes (CO)	2023 (Baseline)	Yes	N/A
	2023 (Milestone)	-	-
	2024 (Milestone)	-	-
	2025 (Milestone)	Yes	-
	2026 (Target)	-	-

INDICATOR STATEMENT	YEAR	BMTS	REPORTED RESULT
SP_D_0.7.a Number of thematic interagency mechanisms/teams that effectively address gender mainstreaming in priority areas (CO, RO, HQ)	2021 (Baseline)	3	N/A
	2022 (Milestone)	-	4
	2023 (Milestone)	-	-
	2024 (Milestone)	-	-
	2025 (Milestone)	5	-
	2026 (Target)	-	-

INDICATOR STATEMENT	YEAR	BMTS	REPORTED RESULT
SP_D_0.7.d Percentage of UN Joint-Programmes with a focus on gender equality in which UN-Women participates as a Participating United Nations Organization (derived from QCPR indicator 1.4.17) (CO, RO)	2021 (Baseline)	33	N/A
	2022 (Milestone)	-	4
	2023 (Milestone)	-	-
	2024 (Milestone)	-	-
	2025 (Milestone)	40	-
	2026 (Target)	-	-

INDICATOR STATEMENT	YEAR	BMTS	REPORTED RESULT
SP_D_0.7.f	(Baseline)	-	N/A
Percentage of UN entities that track and report on allocations and/or expenditures on gender equality using gender equality markers and are allocating substantial resources to programmes with gender equality as their principal objective (derived from QCPR indicator 1.4.19) (Desk Review)	2023 (Milestone)	-	-
	2024 (Milestone)	-	-
	2025 (Milestone)	-	-
	2026 (Target)	-	-

STRATEGIC NOTE OUTCOME PROGRESS NOTE

SHOWING DATA OF : 2022

By 2026, gaps in key socio-economic indicators are reduced, reflecting greater gender equality and progress in the empowerment of youth, women and girls, and other vulnerable groups, including in humanitarian contexts. (Outcome 2.2 /UNSDCF)

Under UN-Women WPS program, the local economic value chain were promoted for increasing job opportunities for both IDPs and host communities. This focused on seven activities. Potential and promising local economic value chains (LEVCs) were analysed to establish a framework for collaboration between the project, financial institutions and communities in order to reduce competition over economic opportunities. This also enable local authorities to promote or attract new financing for the development of the local economy. All of this were done by facilitating the production of business plans, including the credit management checklist, loan application principles, and the ICT-focused marketing and sales strategy to launch income-generating activities by professional groups / cooperatives. Technical and financial support have been provided for the economic integration of certain displaced persons and women organizations to foster their accessibility to loans and markets including public procurement or municipal contracts.