

# Country-Level Data for Türkiye country Outcome XM-DAC-41146-ECA\_D\_1.1

Data as of:  
8 May 2024

OUTCOME ECA\_D\_1.1 [XM-DAC-41146-ECA\\_D\\_1.1](#)

Duty bearers implement and finance evidence-based gender-responsive normative frameworks and policies, including in the context of crisis response and recovery.

## OUTCOME DETAILS

### SDG alignment



### Impact areas



Governance and participation in public life



Women, peace and security, humanitarian action and disaster risk reduction

### Organizational outputs



Norms, laws, policies and institutions



Financing for gender equality



Gender statistics

### Outcome Description

GRB and normative work

### UN Partners



UNDP



UNFPA

UNICEF

**Policy Marker**

GENDER EQUALITY

**Humanitarian Scope**

No

**UN System Function**

Advocacy, communications and social mobilization

Capacity development and technical assistance

Comprehensive and disaggregated data (discontinued)

Integrated policy advice and thought leadership

## RESOURCES

**\$1.82 M**

Planned Budget

**\$5.53 M**

Actual Budget

PLANNED BUDGET

ACTUAL BUDGET AND SHORTFALL

EXPENSES



### Funding Partners

Regular resources (Core):

 UN Women  
\$2,252,709

Other resources (Non-Core)/ Funding Partners:

 Finland NC  
\$290,674

 Congo \$0


 Austrian NC \$297

 Australia NC \$73,052


 Iceland NC \$76,322

 Germany NC \$154,750


 France NC \$50,821

 Ford Foundation  
\$874,801


 Netherlands NC \$9,947

 Miscellaneous Donors  
\$108,516

 Japan NC \$26,753

 New Zealand NC  
\$300

 UN Office of Counter-Terrorism  
\$36,625

 UN Children's Fund (UNICEF)  
\$121,751

 Sweden NC \$87,791

 Sweden \$1,107,218



United States of America NC  
\$147,700



United States of America  
\$22,236



United Kingdom NC \$92,041

**TOTAL OTHER RESOURCES (NON-CORE)**  
\$3,281,595

## OUTCOME ECA\_D\_1.1

B – Baseline      M – Milestones      T – Target

OUTCOME STATEMENT	INDICATOR STATEMENT	YEAR	BMTS	REPORTED RESULT
Duty bearers implement and finance evidence-based gender-responsive normative frameworks and policies, including in the context of crisis response and recovery.	ECA_D_1.1A	2021 (Baseline)	1	N/A
	Number of countries adopting new policies, NAPs or laws on GEWE in line with international frameworks.	2022 (Milestone)	1	8
		2023 (Milestone)	1	-
		2024 (Milestone)	1	-
		2025 (Target)	1	-

INDICATOR STATEMENT	YEAR	BMTS	REPORTED RESULT
ECA_D_1.1C  Number of local governments in Western Balkan countries that have policies and practices in place to implement gender-responsive budgeting	2020 (Baseline)	16	N/A
	2022 (Milestone)	15	65
	2023 (Milestone)	20	-
	2024 (Milestone)	30	-
	2025 (Target)	35	-

INDICATOR STATEMENT	YEAR	BMTS	REPORTED RESULT
SP_D_0.1.6	2021 (Baseline)	No	N/A
Number of legal and policy frameworks that promote gender balance in decision making institutions and processes (CO)	2022 (Milestone)	No	False
	2023 (Milestone)	Yes	-
	2024 (Milestone)	Yes	-
	2025 (Target)	Yes	-
• Complementary Indicator :			

INDICATOR STATEMENT	YEAR	BMTS	REPORTED RESULT
SP_D_0.2.1	(Baseline)	-	N/A
SDG Indicator 5.c.1: Proportion of countries with systems to track and make public allocations to gender equality and women's empowerment (Desk Review)	2022 (Milestone)	-	-
	2023 (Milestone)	-	-
	2024 (Milestone)	-	-
	2025 (Target)	-	-



INDICATOR STATEMENT	YEAR	BMTS	REPORTED RESULT
SP_D_0.6.1	(Baseline)	-	N/A
Percentage of gender-specific Sustainable Development Goals (SDGs) indicators with available data (Desk Review)	2022 (Milestone)	-	-
	2023 (Milestone)	-	-
	2024 (Milestone)	-	-
• Complementary Indicator :	2025 (Target)	-	-

INDICATOR STATEMENT	YEAR	BMTS	REPORTED RESULT
SP_D_0.6.2	2021 (Baseline)	3	N/A
Number of national plans and strategies that integrate gender statistics as an objective or strategy (CO, RO, HQ)	2022 (Milestone)	-	1
	2023 (Milestone)	3	-
	2024 (Milestone)	5	-
	2025 (Target)	6	-
• Complementary Indicator :			

OUTPUT INDICATOR AND RESULTS

OUTPUT ECA\_D\_1.1.1

OUTCOME STATEMENT	INDICATOR STATEMENT	YEAR	BMTS	REPORTED RESULT
Governments have strengthened knowledge, skills and opportunities to plan and monitor gender responsive budgets.  Planned Budget: <b>\$2.49 M</b>	ECA_D_1.1.1A	2016 (Baseline)	0	N/A
	Number of countries producing inclusive assessments of gender statistics production, availability and needs	2023 (Milestone)	-	-
		2024 (Milestone)	-	-
		2025 (Target)	-	-



Actual Budget and Shortfall:  
**\$1.48 M**

Shortfall: \$1.01 M



Expenses:  
**\$1.10 M**



INDICATOR STATEMENT	YEAR	BMTS	REPORTED RESULT
ECA_D_1.1.1B	2016 (Baseline)	0	N/A
Number of countries producing an inclusive national plan to localise gender-related SDGs targets and indicators	2022 (Milestone)	7	10
	2023 (Milestone)	8	-
	2024 (Milestone)	10	-
	2025 (Target)	-	-

INDICATOR STATEMENT	YEAR	BMTS	REPORTED RESULT
ECA_D_1.1.1C  Number of regional rosters of thematic consultants and experts on gender statistics established with UN Women's support	2017 (Baseline)	0	N/A
	2023 (Milestone)	-	-
	2024 (Milestone)	-	-
	2025 (Target)	-	-

INDICATOR STATEMENT	YEAR	BMTS	REPORTED RESULT
SP_D_0.2.a  Number of partners with capacities to integrate gender equality into fiscal laws/policies/standards (CO, RO, HQ)	2021 (Baseline)	6	N/A
	2022 (Milestone)	10	26
	2023 (Milestone)	20	-
	2024 (Milestone)	30	-
	2025 (Target)	30	-

## OUTPUT ECA\_D\_1.1.2

OUTCOME STATEMENT	INDICATOR STATEMENT	YEAR	BMTS	REPORTED RESULT
Governments and development-peace-humanitarian partners have strengthened knowledge and skills to enforce/adopt, implement and finance gender equality normative frameworks in an inclusive manner.	ECA_D_1.1.2A	2017 (Baseline)	0	N/A
	Number of national and regional forums/events (co)organised to support gender data for SDGs localization and monitoring	2023 (Milestone)	-	-
		2024 (Milestone)	-	-
		2025 (Target)	-	-

Planned Budget:

**\$1.00 M**



Actual Budget and Shortfall:

**\$3.35 M**

Shortfall: \$0.00



Expenses:  
\$2.82 M



INDICATOR STATEMENT	YEAR	BMTS	REPORTED RESULT
ECA_D_1.1.2B  Joint regional work plan to monitor SDG gender-specific indicators developed on an annual basis	2017 (Baseline)	no	N/A
	2022 (Milestone)	3	3
	2023 (Milestone)	3	-
	2024 (Milestone)	3	-
	2025 (Target)	3	-

INDICATOR STATEMENT	YEAR	BMTS	REPORTED RESULT
ECA_D_1.1.2D	2023 (Baseline)	0	N/A
Number of partners that have increased capacities to advance gender equality and women's empowerment through national and/or local (multi) sectoral strategies, policies and/or action plans (CO, HQ) - in links with EU accession acquis	2023 (Milestone)	-	-
	2024 (Milestone)	100	-
	2025 (Target)	200	-



INDICATOR STATEMENT	YEAR	BMTS	REPORTED RESULT
ECA_D_1.1.2E	2023 (Baseline)	0	N/A
Number of regional and global platforms and processes influenced by an joint position and contribution by UN Women and its partners (including EU accession's aspects)	2023 (Milestone)	-	-
	2024 (Milestone)	3	-
	2025 (Target)	4	-

INDICATOR STATEMENT	YEAR	BMTS	REPORTED RESULT
SP_D_0.1.c	(Baseline)	-	N/A
Number of tailored knowledge products made available by UN-Women to the Commission on the Status of Women and the Security Council to strengthen the development of gender-responsive intergovernmental outcomes (Desk Review)	2022 (Milestone)	-	-
	2023 (Milestone)	-	-
	2024 (Milestone)	-	-
	2025 (Target)	-	-

INDICATOR STATEMENT	YEAR	BMTS	REPORTED RESULT
SP_D_0.1.e	(Baseline)	-	N/A
Number of partners that have increased capacities to advance gender equality and women's empowerment through national and/or local (multi) sectoral strategies, policies and/or action plans (CO, HQ)	2022 (Milestone)	-	125
	2023 (Milestone)	-	-
	2024 (Milestone)	-	-
	2025 (Target)	-	-

INDICATOR STATEMENT	YEAR	BMTS	REPORTED RESULT
SP_D_0.1.f	2021 (Baseline)	1	N/A
Number of institutions that have increased capacities to design and implement institutional reforms/strategies/policies that promote gender equality and women's empowerment (CO)	2022 (Milestone)	1	7
	2023 (Milestone)	1	-
	2024 (Milestone)	1	-
	2025 (Target)	1	-

### OUTPUT ECA\_D\_1.1.3

OUTCOME STATEMENT	INDICATOR STATEMENT	YEAR	BMTS	REPORTED RESULT
Governments, civil society and other key actors have strengthened capacities to plan and produce quality and timely gender data, evidence and knowledge.  Planned Budget: <b>\$1.62 M</b>	ECA_D_1.1.3C	2021 (Baseline)	0	N/A
	Number of minimum sets of gender-sensitive indicators framework developed and/or revised with support from UN Women.	2022 (Milestone)	1	1
		2023 (Milestone)	1	-
		2024 (Milestone)	2	-
		2025 (Target)	1	-



Actual Budget and Shortfall:  
**\$384.37 K**

Shortfall: \$1.23 M




Expenses:  
\$220.56 K



INDICATOR STATEMENT	YEAR	BMTS	REPORTED RESULT
SP_D_0.6.c  Number of gender statistics and sex-disaggregated data collection initiatives, including in emerging areas conducted or analyzed (CO)	2021 (Baseline)	6	N/A
	2022 (Milestone)	7	1
	2023 (Milestone)	11	-
	2024 (Milestone)	18	-
	2025 (Target)	24	-

INDICATOR STATEMENT	YEAR	BMTS	REPORTED RESULT
SP_D_0.6.d	2021 (Baseline)	2	N/A
Number of platforms/web-based databases for dissemination of multi-level disaggregated gender statistics, sex-disaggregated data and knowledge developed (CO)	2022 (Milestone)	1	0
	2023 (Milestone)	2	-
	2024 (Milestone)	2	-
	2025 (Target)	2	-

## OUTPUT ECA\_D\_1.1.4

OUTCOME STATEMENT	INDICATOR STATEMENT	YEAR	BMTS	REPORTED RESULT
<p>Key actors have increased capacity to ensure effective integration of gender in response to the Ukraine crisis</p> <p>Planned Budget: <b>\$515.66 K</b></p> 	SP_D_0.1.h	2021 (Baseline)	0	N/A
	Number of multi-stakeholder dialogue processes to promote engagement of governments with civil society and other partners to advance gender equality and women's empowerment (CO, RO, HQ)	2022 (Milestone)	1	-
		2023 (Milestone)	1	-
		2024 (Milestone)	1	-
		2025 (Target)	1	-

Actual Budget and Shortfall:  
**\$936.60 K**

Shortfall: \$0.00

Expenses:

\$593.08 K



INDICATOR STATEMENT	YEAR	BMTS	REPORTED RESULT
SP_D_0.5.c  Number of dialogues, mechanisms, platforms and/or coalitions created and sustained that enable meaningful and safe participation and engagement by gender equality advocates and civil society organizations working on gender equality and women's empowerment, especially women's organizations, in decision-making (CO, RO, HQ)	2021 (Baseline)	2	N/A
	2022 (Milestone)	3	1
	2023 (Milestone)	3	-
	2024 (Milestone)	3	-
	2025 (Target)	3	-

INDICATOR STATEMENT	YEAR	BMTS	REPORTED RESULT
SP_D_0.7.a  Number of thematic interagency mechanisms/teams that effectively address gender mainstreaming in priority areas (CO, RO, HQ)	2021 (Baseline)	0	N/A
	2022 (Milestone)	3	1
	2023 (Milestone)	3	-
	2024 (Milestone)	3	-
	2025 (Target)	2	-



INDICATOR STATEMENT	YEAR	BMTS	REPORTED RESULT
SP_D_0.7.c  Number of interagency products or services with a focus on gender equality and women's empowerment developed and made available (CO, RO, HQ)	2010 (Baseline)	1	N/A
	2022 (Milestone)	3	3
	2023 (Milestone)	3	-
	2024 (Milestone)	-	-
	2025 (Target)	-	-