

# Country-Level Data for Egypt country Outcome XM-DAC-41146-EGY\_O\_4

Data as of:  
 15 May 2024

OUTCOME EGY\_O\_4 [XM-DAC-41146-EGY\\_O\\_4](#)

Improved management of financial and human resources in pursuit of results

## OUTCOME DETAILS


### SDG alignment



### Outcome Description

Improved management of financial and human resources in pursuit of results

### Impact areas

 Empowered people

### Organizational outputs

#### Policy Marker

GENDER EQUALITY

#### Humanitarian Scope

No

### UN System Function

Direct support and service delivery

Support functions

RESOURCES

\$450.00 K

Planned Budget

\$443.88 K

Actual Budget

PLANNED BUDGET



ACTUAL BUDGET AND SHORTFALL



EXPENSES



Funding Partners

Regular resources (Core):

 UN Women  
\$443,880

## OUTCOME INDICATOR AND RESULTS

PLAN PERIOD : 2018-2022

### OUTCOME EGY\_O\_4

B – Baseline      M – Milestones      T – Target

OUTCOME STATEMENT	INDICATOR STATEMENT	YEAR	BMTS	REPORTED RESULT
Improved management of financial and human resources in pursuit of results	SP_O_4A	(Baseline)	-	N/A
	SP O_4.1 : Rating in the Aid Transparency Tracker (Derived from QCPR indicator 25) (Shared with UNFPA) (Not for country reporting)	2018 (Milestone)	-	-
		2019 (Milestone)	-	-
		2020 (Milestone)	-	-
		2021 (Milestone)	-	-
		2022 (Target)	-	-

INDICATOR STATEMENT	YEAR	BMTS	REPORTED RESULT
SP_O_4B	(Baseline)	-	N/A
SP O_4.2: Percentage of donor reports submitted on time (Not for country reporting)	2018 (Milestone)	-	-
	2019 (Milestone)	-	-
	2020 (Milestone)	-	-
	2021 (Target)	-	-

INDICATOR STATEMENT	YEAR	BMTS	REPORTED RESULT
SP_O_4C	(Baseline)	-	N/A
SP O_4.3: Percentage of feedback received from member states on donor reports that are positive (Not for country reporting)	2018 (Milestone)	-	-
	2019 (Milestone)	-	-
	2020 (Milestone)	-	-
	2021 (Target)	-	-

INDICATOR STATEMENT	YEAR	BMTS	REPORTED RESULT
SP_O_4D	(Baseline)	-	N/A
SP O_4.4: Percentage of Country and Multi-Country Offices that have adopted and implemented common service lines in: i.Common procurement services ii. Common finance services iii. Common information, communication and technology (ICT) services iv. Common logistics services v.Common human resources services vi. Common facility services, including Common Premises (Derived from QCPR indicator 76c)(Similar to UNICEF and UNFPA)	2018 (Milestone)	-	-
	2019 (Milestone)	-	True
	2020 (Milestone)	-	True
	2021 (Milestone)	-	True
	2023 (Target)	-	-

INDICATOR STATEMENT	YEAR	BMTS	REPORTED RESULT
SP_O_4E	(Baseline)	-	N/A
SP O_4.5: Structured dialogue on financing with the Executive Board held annually (Derived from QCPR indicator 19)(Not for country reporting)	2018 (Milestone)	-	-
	2019 (Milestone)	-	-
	2020 (Milestone)	-	-
	2021 (Target)	-	-

INDICATOR STATEMENT	YEAR	BMTS	REPORTED RESULT
SP_O_4F	(Baseline)	-	N/A
SP O_4.6: Percentage of offices which have completed training on anti-fraud and accountability (Not for country reporting)	2018 (Milestone)	-	-
	2019 (Milestone)	-	-
	2020 (Milestone)	-	-
	2021 (Target)	-	-



INDICATOR STATEMENT	YEAR	BMTS	REPORTED RESULT
SP_O_4G	(Baseline)	-	N/A
SP O_4.7: Implementation rate for regular resources (Shared with UNFPA) (Not for country reporting) <ul style="list-style-type: none"> <li>QCPR Indicator :</li> </ul>	2018 (Milestone)	-	-
	2019 (Milestone)	-	-
	2020 (Milestone)	-	-
	2021 (Milestone)	-	-
	2023 (Target)	-	-

INDICATOR STATEMENT	YEAR	BMTS	REPORTED RESULT
SP_O_4H	(Baseline)	-	N/A
SP O_4.8: Implementation rate for other resources (Not for country reporting)	2018 (Milestone)	-	-
	2019 (Milestone)	-	-
	2020 (Milestone)	-	-
	2021 (Target)	-	-

INDICATOR STATEMENT	YEAR	BMTS	REPORTED RESULT
SP_O_4I	(Baseline)	-	N/A
SP O_4.9: Percentage of Country Offices reporting on Greenhouse Gas emissions for travel and operations (Similar to UNFPA and UNICEF) (Not for country reporting)	2018 (Milestone)	-	-
	2019 (Milestone)	-	-
	2020 (Milestone)	-	-
	2021 (Target)	-	-

INDICATOR STATEMENT	YEAR	BMTS	REPORTED RESULT
SP_O_4J	(Baseline)	-	N/A
SP O_4.10: Average turnover time for the identification of qualified candidates and complete recruitment (Not for country reporting)	2018 (Milestone)	-	-
	2019 (Milestone)	-	-
	2020 (Milestone)	-	-
	2021 (Target)	-	-

INDICATOR STATEMENT	YEAR	BMTS	REPORTED RESULT
SP_O_4K	(Baseline)	-	N/A
SP O_4.11: Percentage of annual performance management and development reviews completed on time (Not for country reporting)	2018 (Milestone)	-	-
	2019 (Milestone)	-	-
	2020 (Milestone)	-	-
	2021 (Target)	-	-

INDICATOR STATEMENT	YEAR	BMTS	REPORTED RESULT
SP_O_4L	(Baseline)	-	N/A
SP O_4.12: Percentage of staff members completing mandatory trainings (Not for country reporting)	2018 (Milestone)	-	-
	2019 (Milestone)	-	-
	2020 (Milestone)	-	-
	2021 (Target)	-	-

INDICATOR STATEMENT	YEAR	BMTS	REPORTED RESULT
SP_O_4M	(Baseline)	-	N/A
SP O_4.13: Percentage of internal audit recommendations implemented (Similar to UNFPA) (Not for country reporting)	2018 (Milestone)	-	-
	2019 (Milestone)	-	-
	2020 (Milestone)	-	-
	2021 (Target)	-	-

INDICATOR STATEMENT	YEAR	BMTS	REPORTED RESULT
SP_O_4N	(Baseline)	-	N/A
SP O_4.14: Percentage of external audit recommendations implemented (Similar to UNFPA) (Not for country reporting)	2018 (Milestone)	-	-
	2019 (Milestone)	-	-
	2020 (Milestone)	-	-
	2021 (Target)	-	-



INDICATOR STATEMENT	YEAR	BMTS	REPORTED RESULT
SP_O_4O	(Baseline)	-	N/A
SP O_4.15: Percentage of risk units meeting Enterprise Risk Management policy and framework requirements (Not for country reporting)	2018 (Milestone)	-	-
	2019 (Milestone)	-	-
	2020 (Milestone)	-	-
	2021 (Target)	-	-

INDICATOR STATEMENT	YEAR	BMTS	REPORTED RESULT
SP_O_4P	(Baseline)	-	N/A
SP O_4.16: Percentage availability and uptime of corporate ICT systems (Not for country reporting)	2018 (Milestone)	-	-
	2019 (Milestone)	-	-
	2020 (Milestone)	-	-
	2021 (Target)	-	-

INDICATOR STATEMENT	YEAR	BMTS	REPORTED RESULT
SP_O_4Q	(Baseline)	-	N/A
SP O_4.17: Percentage of ICT platforms that fully address cyber-security issues and architecture design inputs from the ICT team (Not for country reporting)	2018 (Milestone)	-	-
	2019 (Milestone)	-	-
	2020 (Milestone)	-	-
	2021 (Target)	-	-

INDICATOR STATEMENT	YEAR	BMTS	REPORTED RESULT
SP_O_4R	(Baseline)	-	N/A
SP O_4.18: Percentage of offices compliant with business continuity plans and processes (Not for country reporting)	2018 (Milestone)	-	-
	2019 (Milestone)	-	-
	2020 (Milestone)	-	-
	2021 (Target)	-	-

INDICATOR STATEMENT	YEAR	BMTS	REPORTED RESULT
SP_O_4S	(Baseline)	-	N/A
SP O_4.19: Percentage of offices compliant with UN Security Risk Management requirements (Not for country reporting)	2018 (Milestone)	-	-
	2019 (Milestone)	-	-
	2020 (Milestone)	-	-
	2021 (Target)	-	-


OUTPUT INDICATOR AND RESULTS

OUTPUT EGY\_O\_4.1

OUTCOME STATEMENT	INDICATOR STATEMENT	YEAR	BMTS	REPORTED RESULT
Programme implementation and financial resources are effectively planned and managed	EGY_O_4.1A  Project level annual workplans, budget and procurement plans are on track	2017 (Baseline)	Yes	N/A
		2018 (Milestone)	-	True
		2019 (Milestone)	yes	True
		2020 (Milestone)	yes	True
		2021 (Milestone)	yes	True
		2022 (Target)	Yes	True
Planned Budget: \$26.00 K				
<div></div>				
Actual Budget and Shortfall: \$2.00 K				
Shortfall: \$24.00 K				
<div></div>				
Expenses: \$0.00				

INDICATOR STATEMENT	YEAR	BMTS	REPORTED RESULT
EGY_O_4.1B  Number of regular planning and review meetings to ensure efficiency, coherence and coordination in programme operations	2017 (Baseline)	16	N/A
	2018 (Milestone)	-	16
	2019 (Milestone)	16	12
	2020 (Milestone)	10	12
	2021 (Milestone)	10	12
	2022 (Target)	80	16

## OUTPUT EGY\_O\_4.2

OUTCOME STATEMENT	INDICATOR STATEMENT	YEAR	BMTS	REPORTED RESULT
UN-Women staff have the capacity and accountability for delivering results in gender equality and women's empowerment  Planned Budget: <b>\$263.00 K</b>  	EGY_O_4.2A  Percentage of programme delivery rates	2017 (Baseline)	To be determined	N/A
		2018 (Milestone)	-	
		2019 (Milestone)	85%	85%
		2020 (Milestone)	85%	80
		2021 (Milestone)	85%	95%
		2022 (Target)	Core min 80% , non- core min 85%	73

Actual Budget and Shortfall:  
**\$218.24 K**

Shortfall: \$44.76 K



Expenses:  
\$83.54 K




INDICATOR STATEMENT	YEAR	BMTS	REPORTED RESULT
EGY_O_4.2B  Number of training and learning events to build staff capacity	2017 (Baseline)	2	N/A
	2018 (Milestone)	-	8
	2019 (Milestone)	2	3
	2020 (Milestone)	2	3
	2021 (Milestone)	2	6
	2022 (Target)	10	1



INDICATOR STATEMENT	YEAR	BMTS	REPORTED RESULT
EGY_O_4.2C  Staff retreat organized	2017 (Baseline)	1	N/A
	2018 (Milestone)	-	0
	2019 (Milestone)	1	1
	2020 (Milestone)	1	False
	2021 (Milestone)	yes	False
	2022 (Target)	5	False

### OUTPUT EGY\_O\_4.3

OUTCOME STATEMENT	INDICATOR STATEMENT	YEAR	BMTS	REPORTED RESULT
UN-Women promotes in its operations a culture of risk management, accountability and transparency  Planned Budget: <b>\$765.45 K</b>  	EGY_O_4.3A  Strengthened operations through improved internal communication and streamlining of procedures	2017 (Baseline)	Yes	N/A
		2018 (Milestone)	-	True
		2019 (Milestone)	yes	True
		2020 (Milestone)	yes	True
		2021 (Milestone)	yes	True
		2022 (Target)	Yes	True

Actual Budget and Shortfall:  
**\$869.61 K**

Shortfall: \$0.00



Expenses:  
\$656.58 K




INDICATOR STATEMENT	YEAR	BMTS	REPORTED RESULT
EGY_O_4.3B  Number of common services used	2017 (Baseline)	2	N/A
	2018 (Milestone)	-	6
	2019 (Milestone)	2	4
	2020 (Milestone)	2	4
	2021 (Milestone)	2	4
	2022 (Target)	4	4

INDICATOR STATEMENT	YEAR	BMTS	REPORTED RESULT
EGY_O_4.3C	2017 (Baseline)	1	N/A
Number of IP project audits conducted	2018 (Milestone)	-	1
	2022 (Target)	5	-

INDICATOR STATEMENT	YEAR	BMTS	REPORTED RESULT
EGY_O_4.3D	2017 (Baseline)	1	N/A
Internal control framework implemented	2018 (Milestone)	-	1
	2022 (Target)	5	-

## OUTPUT EGY\_O\_4.4

OUTCOME STATEMENT	INDICATOR STATEMENT	YEAR	BMTS	REPORTED RESULT
Improved stewardship of resources through Budget, Financial, Human Resources, and Information Technology management  Planned Budget: <b>\$1.33 M</b>  	EGY_O_4.4A	2017 (Baseline)	80%	N/A
	Percentage of timely submission of annual procurement, HR plans, and financial reports	2018 (Milestone)	-	
		2019 (Milestone)	90%	95%
		2020 (Milestone)	90%	95%
		2021 (Milestone)	90%	90%
		2022 (Target)	90%	100

Actual Budget and Shortfall:  
**\$2.11 M**

Shortfall: \$0.00



Expenses:  
**\$1.28 M**



INDICATOR STATEMENT	YEAR	BMTS	REPORTED RESULT
EGY_O_4.4B  Procurement and HR plans are submitted as part of the AWP and their ongoing monitoring ensured	2017 (Baseline)	Yes	N/A
	2018 (Milestone)	-	True
	2019 (Milestone)	yes	True
	2020 (Milestone)	yes	True
	2021 (Milestone)	yes	True
	2022 (Target)	Yes	True

INDICATOR STATEMENT	YEAR	BMTS	REPORTED RESULT
EGY_O_4.4C  Percentage of closure of projects within 12 months and submission of final reports	2017 (Baseline)	70%	N/A
	2018 (Milestone)	-	
	2019 (Milestone)	90%	90%
	2020 (Milestone)	90%	90%
	2021 (Milestone)	90%	100%
	2022 (Target)	90%	100

INDICATOR STATEMENT	YEAR	BMTS	REPORTED RESULT
EGY_O_4.4D  Percentage of timely submission of verification reports to ensure asset monitoring	2017 (Baseline)	70%	N/A
	2018 (Milestone)	-	
	2019 (Milestone)	85%	95%
	2020 (Milestone)	85%	95%
	2021 (Milestone)	85%	100%
	2022 (Target)	85%	100

INDICATOR STATEMENT	YEAR	BMTS	REPORTED RESULT
EGY_O_4.4E  Percentage of aged advances regulary monitored	2017 (Baseline)	70%	N/A
	2018 (Milestone)	-	
	2019 (Milestone)	90%	90%
	2020 (Milestone)	90%	90%
	2021 (Milestone)	90%	95%
	2022 (Target)	90%	100



INDICATOR STATEMENT	YEAR	BMTS	REPORTED RESULT
EGY_O_4.4F	2017 (Baseline)	To be determined	N/A
Percentage of ECO staff who consider the ICT system as functional	2018 (Milestone)	-	
	2022 (Target)	90%	-

INDICATOR STATEMENT	YEAR	BMTS	REPORTED RESULT
EGY_O_4.4G  Opertional expenses and running costs are paid in a timely manner	2017 (Baseline)	Yes	N/A
	2018 (Milestone)	-	True
	2022 (Target)	Yes	-

INDICATOR STATEMENT	YEAR	BMTS	REPORTED RESULT
EGY_O_4.4H	2017 (Baseline)	No	N/A
Generator and fire alarm system in place and functional	2018 (Milestone)	-	False
	2022 (Target)	Yes	-

## STRATEGIC NOTE OUTCOME PROGRESS NOTE

SHOWING DATA OF : **2022**

### Improved management of financial and human resources in pursuit of results

All planned activities, including annual planning, recruitments, procurement activities, project closures, asset verification, ICT functionality and payment of all operational expenses are achieved.