

# Country-Level Data for East & Southern Africa RO

## country Outcome XM-DAC-41146-ESA\_D\_2.1



OUTCOME ESA\_D\_2.1    XM-DAC-41146-ESA\_D\_2.1

Regional bodies in ESA hold Member States accountable for implementation of GEWE commitments



OUTCOME DETAILS

SDG alignment

Impact areas

- Governance and participation in public life
- Women's economic empowerment

Organizational outputs

- Norms, laws, policies and institutions
- Women's voice, leadership and agency

Policy Marker

GENDER EQUALITY

Humanitarian Scope

No

Outcome Description

-

UN Partners

- UNAIDS
- UNDP
- UNFPA
- UNICEF

**UN System Function**

Advocacy, communications and social mobilization

Capacity development and technical assistance

Direct support and service delivery

Integrated policy advice and thought leadership

Intergovernmental Normative Support

Support functions

RESOURCES

\$175.44 K

Planned Budget

\$279.03 K

Actual Budget

PLANNED BUDGET



ACTUAL BUDGET AND SHORTFALL



EXPENSES



Funding Partners

Regular resources (Core):

 UN Women  
\$67,544

Other resources (Non-Core)/ Funding Partners:

 Multi-Partner Trust Fund Office  
\$211,483

TOTAL OTHER RESOURCES (NON-CORE)  
\$211,483

## OUTCOME ESA\_D\_2.1

B – Baseline      M – Milestones      T – Target

OUTCOME STATEMENT	INDICATOR STATEMENT	YEAR	BMTS	REPORTED RESULT
Regional bodies in ESA hold Member States accountable for implementation of GEWE commitments	ESA_D_2.1A	2021 (Baseline)	19	N/A
	Number of governments that undertake national review processes in response to global/regional intergovernmental outcomes	2022 (Milestone)	1	0
		2023 (Milestone)	2	-
		2024 (Milestone)	4	-
		2025 (Target)	8	-

INDICATOR STATEMENT	YEAR	BMTS	REPORTED RESULT
ESA_D_2.1B	2021 (Baseline)	0	N/A
Number of regional entities that have increased capacities to design and implement institutional reforms/strategies/policies that promote gender equality and women's empowerment	2022 (Milestone)	1	1
	2023 (Milestone)	1	-
	2024 (Milestone)	2	-
	2025 (Target)	4	-

INDICATOR STATEMENT	YEAR	BMTS	REPORTED RESULT
ESA_D_2.1C  Number of adopted and costed National Action Plans on Women, Peace and Security with monitoring indicators	2021 (Baseline)	2	N/A
	2022 (Milestone)	2	3
	2023 (Milestone)	4	-
	2024 (Milestone)	6	-
	2025 (Target)	8	-

INDICATOR STATEMENT	YEAR	BMTS	REPORTED RESULT
SP_D_0.1.5	(Baseline)	-	N/A
Number of national and/or local (multi) sectoral strategies, policies and/or action plans that are adopted with a focus on gender equality (CO)	2022 (Milestone)	-	0
	2023 (Milestone)	-	-
	2024 (Milestone)	-	-
	2025 (Target)	-	-
• Complementary Indicator :			

INDICATOR STATEMENT	YEAR	BMTS	REPORTED RESULT
SP_D_0.1.7	(Baseline)	-	N/A
Number of adopted National Action Plans on Women, Peace and Security with monitoring indicators (CO)	2022 (Milestone)	-	True
	2023 (Milestone)	-	-
	2024 (Milestone)	-	-
	2025 (Target)	-	-




INDICATOR STATEMENT	YEAR	BMTS	REPORTED RESULT
SP_D_0.5.4	(Baseline)	-	N/A
Level of influence of civil society organizations working on gender equality and women's empowerment, including women's organizations, in key normative, policy and peace processes (CO, RO, HQ)	2022 (Milestone)	-	2
	2023 (Milestone)	-	-
	2024 (Milestone)	-	-
	2025 (Target)	-	-

INDICATOR STATEMENT	YEAR	BMTS	REPORTED RESULT
SP_D_4.1	(Baseline)	-	N/A
SDG 16.7.1: Proportions of positions in national and local institutions, including (a) the legislatures; (b) the public service; and (c) the judiciary, compared to national distributions, by sex, age, persons with disabilities and population groups in fragile, crisis or conflict-affected countries (or territories) (UNDP) (Not for unit reporting)	2022 (Milestone)	-	4223
	2023 (Milestone)	-	-
	2024 (Milestone)	-	4223
	2025 (Target)	-	-

- SDG Indicator :

OUTPUT INDICATOR AND RESULTS

OUTPUT ESA\_D\_2.1.1

OUTCOME STATEMENT	INDICATOR STATEMENT	YEAR	BMTS	REPORTED RESULT
Relevant regional entities capacity strengthened to support Member States implement selected normative frameworks  Planned Budget: <b>\$265.32 K</b>  	ESA_D_2.1.1A	2021 (Baseline)	0	N/A
	Percentage of recommendations of gap analysis addressed	2022 (Milestone)	0	0
		2023 (Milestone)	10	-
		2024 (Milestone)	25	-
		2025 (Target)	40	-

Actual Budget and Shortfall:  
**\$61.54 K**

Shortfall: \$203.78 K



Expenses:  
**\$53.95 K**



INDICATOR STATEMENT	YEAR	BMTS	REPORTED RESULT
ESA_D_2.1.1B	2021 (Baseline)	1	N/A
Number of initiatives by regional entities to support MS implement GEWE commitments	2022 (Milestone)	0	1
	2023 (Milestone)	1	-
	2024 (Milestone)	3	-
	2025 (Target)	4	-

INDICATOR STATEMENT	YEAR	BMTS	REPORTED RESULT
ESA_D_2.1.1C Number of gender commitments in regional WPS frameworks implemented	2021 (Baseline)	1	N/A
	2022 (Milestone)	2	0
	2023 (Milestone)	2	-
	2024 (Milestone)	1	-
	2025 (Target)	5	-

INDICATOR STATEMENT	YEAR	BMTS	REPORTED RESULT
SP_D_0.1.d	(Baseline)	-	N/A
Number of partners that have increased capacities to promote/influence gender responsive legislation (CO, HQ)	2022 (Milestone)	-	4
	2023 (Milestone)	-	-
	2024 (Milestone)	-	-
	2025 (Target)	-	-

INDICATOR STATEMENT	YEAR	BMTS	REPORTED RESULT
SP_D_0.1.e	(Baseline)	-	N/A
Number of partners that have increased capacities to advance gender equality and women's empowerment through national and/or local (multi) sectoral strategies, policies and/or action plans (CO, HQ)	2022 (Milestone)	-	0
	2023 (Milestone)	-	-
	2024 (Milestone)	-	-
	2025 (Target)	-	-

## OUTPUT ESA\_D\_2.1.2

OUTCOME STATEMENT	INDICATOR STATEMENT	YEAR	BMTS	REPORTED RESULT
Relevant regional entities capacities strengthened to assess progress of MS on the implementation of selected normative frameworks	ESA_D_2.1.2A	2022 (Baseline)	0	N/A
	Number of tools introduced/strengthened by regional entities to support MS reporting on implementation of GEWE commitments	2022 (Milestone)	0	0
		2023 (Milestone)	1	-
		2024 (Milestone)	2	-
		2025 (Target)	4	-

Planned Budget:  
**\$123.12 K**

Actual Budget and Shortfall:  
**\$211.48 K**

Shortfall: \$0.00

Expenses:  
\$57.72 K



INDICATOR STATEMENT	YEAR	BMTS	REPORTED RESULT
ESA_D_2.1.2B  Number of MS that provide timely and quality reports on GEWE commitments in ESA region	2022 (Baseline)	0	N/A
	2022 (Milestone)	0	0
	2023 (Milestone)	-	-
	2024 (Milestone)	2	-
	2025 (Target)	TBD after baseline	-



INDICATOR STATEMENT	YEAR	BMTS	REPORTED RESULT
ESA_D_2.1.2C Percentage of gender commitments in peace agreements implemented	2021 (Baseline)	0	N/A
	2022 (Milestone)	0	0.0
	2023 (Milestone)	2.5	-
	2024 (Milestone)	10	-
	2025 (Target)	20	-

INDICATOR STATEMENT	YEAR	BMTS	REPORTED RESULT
SP_D_0.2.c	(Baseline)	-	N/A
Number of national partners with capacities to apply Gender Responsive Budgeting tools in the budget cycle (CO)	2022 (Milestone)	-	0
	2023 (Milestone)	-	-
	2024 (Milestone)	-	-
	2025 (Target)	-	-

### OUTPUT ESA\_D\_2.1.3

OUTCOME STATEMENT	INDICATOR STATEMENT	YEAR	BMTS	REPORTED RESULT
Relevant regional entities have capacities to integrate gender equality into fiscal laws, policies and standards  Planned Budget: <b>\$6.00 K</b>	ESA_D_2.1.3A	2021 (Baseline)	0	N/A
	Number of regional entities with enhanced capacity to integrate GEWE in into fiscal laws, policies and standards	2022 (Milestone)	2	3
		2023 (Milestone)	4	-
		2024 (Milestone)	6	-
		2025 (Target)	6	-

Actual Budget and Shortfall:

**\$3.00 K**

Shortfall: \$3.00 K

Expenses:  
\$644.16



INDICATOR STATEMENT	YEAR	BMTS	REPORTED RESULT
SP_D_0.2.a  Number of partners with capacities to integrate gender equality into fiscal laws/policies/standards (CO, RO, HQ)	2021 (Baseline)	0	N/A
	2022 (Milestone)	2	0
	2023 (Milestone)	4	-
	2024 (Milestone)	6	-
	2025 (Target)	6	-

OUTPUT ESA\_D\_2.1.4

OUTCOME STATEMENT	INDICATOR STATEMENT	YEAR	BMTS	REPORTED RESULT
Financial entities in ESA are able to apply gender related conditionalities in their financing agreements  Planned Budget: \$3.00 K	ESA_D_2.1.4A	2022 (Baseline)	0	N/A
	Number of countries in which targeted financial entities have integrated gender related conditionalities in their financing agreements	2022 (Milestone)	1	0
		2023 (Milestone)	2	-
		2024 (Milestone)	3	-
		2025 (Target)	3	-



Actual Budget and Shortfall:  
\$3.00 K

Shortfall: \$1.00



Expenses:  
\$122.71



INDICATOR STATEMENT	YEAR	BMTS	REPORTED RESULT
SP_D_0.2.a  Number of partners with capacities to integrate gender equality into fiscal laws/policies/standards (CO, RO, HQ)	2021 (Baseline)	TBD	N/A
	2022 (Milestone)	1	0
	2023 (Milestone)	2	-
	2024 (Milestone)	2	-
	2025 (Target)	2	-