

Country-Level Data for Fiji country Outcome XM-DAC-41146-FIJ_D_2.3

Data as of:
4 May 2024

OUTCOME FIJ_D_2.3 [XM-DAC-41146-FIJ_D_2.3](#)

Local governments and market management are gender responsive and accountable to women market vendor needs

OUTCOME DETAILS

SDG alignment



Impact areas



Women's economic empowerment

Organizational outputs



Access to services, goods and resources

Policy Marker

GENDER EQUALITY

Humanitarian Scope

No

UN System Function

Capacity development and technical assistance

Outcome Description

-

UN Partners

UNICEF

RESOURCES

\$249.84 K

Planned Budget

\$552.94 K

Actual Budget

PLANNED BUDGET


ACTUAL BUDGET AND SHORTFALL

EXPENSES





Funding Partners

Regular resources (Core):

 UN Women
\$0

Other resources (Non-Core)/ Funding Partners:

 Multi-Partner Trust Fund Office  Canada
\$249,841 \$303,096

 Australia NC \$0

TOTAL OTHER RESOURCES (NON-CORE)
\$552,937

OUTCOME FIJ_D_2.3

B - Baseline

M - Milestones

T - Target

OUTCOME STATEMENT	INDICATOR STATEMENT	YEAR	BMTS	REPORTED RESULT
Local governments and market management are gender responsive and accountable to women market vendor needs	FIJ_D_2.3A	2021 (Baseline)	10	N/A
	Number of local governments in Fiji where there is evidence of increased gender mainstreaming in policy and practice	2018 (Milestone)	3	12
		2019 (Milestone)	3	11
		2020 (Milestone)	4	11
		2021 (Milestone)	4	12
		2022 (Target)	10	11

INDICATOR STATEMENT	YEAR	BMTS	REPORTED RESULT
FIJ_D_2.3B Number of local governments in the Solomon Islands where there is evidence of increased gender mainstreaming in policy and practice	2016 (Baseline)	2	N/A
	2018 (Milestone)	2	3
	2019 (Milestone)	2	3
	2020 (Milestone)	2	3
	2021 (Milestone)	3	4
	2022 (Target)	3	-

INDICATOR STATEMENT	YEAR	BMTS	REPORTED RESULT
FIJ_D_2.3C Number of local governments in Vanuatu where there is evidence of increased gender mainstreaming in policy and practice	2016 (Baseline)	0	N/A
	2018 (Milestone)	1	3
	2019 (Milestone)	1	3
	2020 (Milestone)	1	6
	2021 (Milestone)	2	6
	2022 (Target)	3	-

INDICATOR STATEMENT	YEAR	BMTS	REPORTED RESULT
SP_D_0.4.3	(Baseline)	-	N/A
Number of countries where multi-sectoral systems, strategies or programs are implemented to advance women's equal access to and use of services, goods and/resources, including social protection (CO)	2022 (Target)	-	True

- Complementary Indicator :

INDICATOR STATEMENT	YEAR	BMTS	REPORTED RESULT
SP_D_2.2C	2017 (Baseline)	3	N/A
SP 3.9.3: Number of government entities, companies, and/or international organizations that develop and/or implement gender-responsive procurement policies, with UN-Women's support	2018 (Target)	3	0

INDICATOR STATEMENT	YEAR	BMTS	REPORTED RESULT
SP_D_2.2D	(Baseline)	-	N/A
SP 3.9.4: Number of national and international signatories to the Women Empowerment Principles	2018 (Target)	-	0

OUTPUT INDICATOR AND RESULTS

OUTPUT FIJ_D_2.3.1

OUTCOME STATEMENT	INDICATOR STATEMENT	YEAR	BMTS	REPORTED RESULT
Strengthened capacity and commitment of local government and market management to draft, adopt, and implement gender responsive market bylaws, policies, plans, and budgets for the provision of safe and secure market infrastructure, adequate amenities and services, and transparent revenue generation and expenditures	FIJ_D_2.3.1A Number of marketplaces in Fiji that UN Women supports where local level government and market management have held consultative processes which included women and men market vendors	2016 (Baseline)	10	N/A
		2018 (Milestone)	10	12
		2019 (Milestone)	10	12
		2020 (Milestone)	11	12
		2021 (Milestone)	11	13
		2022 (Target)	2	2
Planned Budget: \$1.50 M				

Actual Budget and Shortfall:

\$924.00 K

Shortfall: \$571.47 K

Expenses:

\$620.05 K

INDICATOR STATEMENT	YEAR	BMTS	REPORTED RESULT
FIJ_D_2.3.1B	2016 (Baseline)	2	N/A
Number of marketplaces in the Solomon Islands that UN Women supports where local level government and market management have held consultative processes which included women and men market vendors	2018 (Milestone)	2	3
	2019 (Milestone)	2	3
	2020 (Milestone)	2	3
	2021 (Milestone)	2	4
	2022 (Target)	3	-

INDICATOR STATEMENT	YEAR	BMTS	REPORTED RESULT
FIJ_D_2.3.1C Number of marketplaces in Vanuatu that UN Women supports where local level government and market management have held consultative processes which included women and men market vendors	2016 (Baseline)	2	N/A
	2018 (Milestone)	3	5
	2019 (Milestone)	6	2
	2020 (Milestone)	6	6
	2021 (Milestone)	6	6
	2022 (Target)	6	-

INDICATOR STATEMENT	YEAR	BMTS	REPORTED RESULT
FIJ_D_2.3.1D Number of marketplaces in Fiji where mechanisms have been established by to improve communication between market management and market vendors	2016 (Baseline)	10	N/A
	2018 (Milestone)	10	12
	2019 (Milestone)	10	12
	2020 (Milestone)	12	13
	2021 (Milestone)	12	13
	2022 (Target)	13	-

INDICATOR STATEMENT	YEAR	BMTS	REPORTED RESULT
FIJ_D_2.3.IE Number of marketplaces in the Solomon Islands where mechanisms have been established by to improve communication between market management and market vendors	2016 (Baseline)	2	N/A
	2018 (Milestone)	2	3
	2019 (Milestone)	2	3
	2020 (Milestone)	3	3
	2021 (Milestone)	3	4
	2022 (Target)	3	-

INDICATOR STATEMENT	YEAR	BMTS	REPORTED RESULT
FIJ_D_2.3.1F Number of marketplaces in Vanuatu where mechanisms have been established by to improve communication between market management and market vendors	2016 (Baseline)	2	N/A
	2018 (Milestone)	2	3
	2019 (Milestone)	6	3
	2020 (Milestone)	6	6
	2021 (Milestone)	6	6
	2022 (Target)	6	-

INDICATOR STATEMENT	YEAR	BMTS	REPORTED RESULT
SP_D_0.4.a	2021 (Baseline)	TBD	N/A
Number of institutions with strengthened capacities to improve the provision of essential services, goods and/or resources for women (CO, RO, HQ)	2022 (Target)	-	24

STRATEGIC NOTE OUTCOME PROGRESS NOTE

SHOWING DATA OF : **2022**

Local governments and market management are gender responsive and accountable to women market vendor needs

Local government and market management have demonstrated increased accountability to women market vendors through their commitment for gender responsive and inclusive processes and strategies in the marketplaces. This have included the following: continuous improvements to the policy landscapes of markets . In Fiji, this has been demonstrated through improved market by-laws and the development of Standard Operating Procedures for the Nausori Market Women's Accommodation Centre and the Nausori Market Women's Accommodation Centre. The Accommodation Centres are for rural women vendors who travel long distances and need to a place to stay overnight. Increasing accountability to vendors through the establishment of a Grievance Mechanism as an efficient and effective way of anticipating, collecting, recording, addressing and, where possible, resolving grievances. The mechanism has especially given women vendors confidence to voice their concerns over injustices in the marketplaces. Increasing gender parity by examination of management structures across the 13 markets and appointing 3 women market managers (with the aim to continue to increase the proportion); Improving information flows to enhance transparency through the establishment of channels of communications, including informal channels. These have resulted in greater clarity about marketplace operations and management. Creating systemic changes to ensure safe spaces for women vendors where they can be productive , such as the creation of sheltered space for close to 400 women in three markets. These women would otherwise be selling in the open, and along footpaths. The establishment of a solutions-oriented forum for 11 market managers and market vendors associations. This monthly meeting has been actively finding solutions to address a variety of market vendors needs and also enhance cross-market knowledge sharing. UN Women provided financial and technical support for the capacity building of local governments and market management through the Markets for Change project.