

Country-Level Data for Indonesia country Outcome

XM-DAC-41146-IDN_D_4.2

Data as of:
 28 April 2024

OUTCOME IDN_D_4.2 [XM-DAC-41146-IDN_D_4.2](#)

People living in Indonesia, especially those at risk of being left furthest behind, are empowered to fulfil their human development potential as members of a pluralistic, tolerant, inclusive, and just society, free of gender and all other forms of discrimination

OUTCOME DETAILS

SDG alignment

Impact areas



Women, peace and security, humanitarian action and disaster risk reduction

Organizational outputs



Access to services, goods and resources

Policy Marker

GENDER EQUALITY

Humanitarian Scope

Yes

UN System Function

Advocacy, communications and social mobilization

Outcome Description

UNSCDF Outcome 1: People living in Indonesia, especially those at risk of being left furthest behind, are empowered to fulfil their human development potential as members of a pluralistic, tolerant, inclusive, and just society, free of gender and all other forms of discrimination

UN Partners

UN WOMEN

UNICEF

Capacity development and technical assistance

Comprehensive and disaggregated data (discontinued)

Direct support and service delivery

Integrated policy advice and thought leadership

Support functions

RESOURCES

\$736.96 K

Planned Budget

\$542.88 K

Actual Budget

PLANNED BUDGET

ACTUAL BUDGET AND SHORTFALL

EXPENSES




Funding Partners

Regular resources (Core):

 UN Women
\$22,000

Other resources (Non-Core)/ Funding Partners:

 Sweden \$195,410

 Netherlands (the)
\$34,619

 Canada \$142,389

 Australia \$138,785

 UN Trust Fund for Human
Security (UNTFHS) \$9,674

TOTAL OTHER RESOURCES (NON-CORE)
\$520,878

OUTCOME IDN_D_4.2

B – Baseline M – Milestones T – Target

OUTCOME STATEMENT	INDICATOR STATEMENT	YEAR	BMTS	REPORTED RESULT
People living in Indonesia, especially those at IDN_D_4.2A risk of being left furthest behind, are empowered to fulfil their human development potential as members of a pluralistic, tolerant, inclusive, and just society, free of gender and all other forms of discrimination	Number of joint programme with UNW on PVE with gender analysis (SP indicator 13.4) • Common Indicator :	2020 (Baseline)	1	N/A
		2021 (Milestone)	1	1
		2022 (Milestone)	-	0
		2023 (Milestone)	-	-
		2024 (Milestone)	1	-
		2025 (Target)	2	-

INDICATOR STATEMENT	YEAR	BMTS	REPORTED RESULT
IDN_D_4.2B	2020 (Baseline)	2	N/A
Number of legal frameworks to promote, enforce, and monitor equality and non-discrimination on the basis of sex (SP 2.6, SDG 5.1.1, UNSDCF outcome 1 indicator)	2021 (Milestone)	-	1
	2022 (Milestone)	1	0
	2023 (Milestone)	1	-
	2024 (Milestone)	3	-
	2025 (Target)	5	-

- SDG Indicator :

INDICATOR STATEMENT	YEAR	BMTS	REPORTED RESULT
SP_D_0.1.5 Number of national and/or local (multi) sectoral strategies, policies and/or action plans that are adopted with a focus on gender equality (CO)	2020 (Baseline)	0	N/A
	2023 (Milestone)	-	-
	2024 (Milestone)	1	-
	2025 (Target)	1	-
• Complementary Indicator :			

INDICATOR STATEMENT	YEAR	BMTS	REPORTED RESULT
SP_D_0.1.7 Number of adopted National Action Plans on Women, Peace and Security with monitoring indicators (CO)	2021 (Baseline)	No	N/A
	2023 (Milestone)	-	-
	2024 (Milestone)	Yes	-
	2025 (Target)	Yes	-

INDICATOR STATEMENT	YEAR	BMTS	REPORTED RESULT
SP_D_0.4.3	2021 (Baseline)	Yes	N/A
Number of countries where multi-sectoral systems, strategies or programs are implemented to advance women's equal access to and use of services, goods and/resources, including social protection (CO)	2022 (Milestone)	Yes	True
	2023 (Milestone)	Yes	-
	2024 (Milestone)	Yes	-
	2025 (Target)	Yes	-

- Complementary Indicator :

INDICATOR STATEMENT	YEAR	BMTS	REPORTED RESULT
SP_D_0.7.7	(Baseline)	-	N/A
Number of UN entities implementing disaster risk reduction, resilience or recovery initiatives with a focus on gender equality and women's empowerment (Desk Review)	2023 (Milestone)	-	-
	2024 (Milestone)	-	-
	2025 (Target)	-	-


- Complementary Indicator :

INDICATOR STATEMENT	YEAR	BMTS	REPORTED RESULT
SP_D_0.7.9	(Baseline)	-	N/A
Number of countries that have endorsed a youth, peace and security framework (Desk Review)	2023 (Milestone)	-	-
	2024 (Milestone)	-	-
	2025 (Target)	-	-
<ul style="list-style-type: none"> Common Indicator : 			

INDICATOR STATEMENT	YEAR	BMTS	REPORTED RESULT
SP_D_4.1B	(Baseline)	-	N/A
SP 5.13.2: Number of sexual and gender-based violence justice experts deployed to national, regional and international accountability mechanisms(Not for country reporting)	2021 (Milestone)	-	-
	2023 (Milestone)	-	-
	2024 (Milestone)	-	-
	2025 (Target)	-	-

OUTPUT INDICATOR AND RESULTS

OUTPUT IDN_D_4.2.1

OUTCOME STATEMENT	INDICATOR STATEMENT	YEAR	BMTS	REPORTED RESULT
Government has increased capacity to produce gender data and analysis to develop and implement gender-responsive DRR policies and programmes Planned Budget: \$318.76 K 	IDN_D_4.2.1A # of key government officers who have increased capacity or have expressed more confidence in producing and/or using gender data	2020 (Baseline)	0	N/A
		2021 (Milestone)	20	-
		2022 (Milestone)	30	29
		2023 (Milestone)	40	-
		2024 (Milestone)	50	-
		2025 (Target)	-	-

Actual Budget and Shortfall:
\$144.05 K

Shortfall: \$174.71 K



Expenses:
\$149.12 K



INDICATOR STATEMENT	YEAR	BMTS	REPORTED RESULT
IDN_D_4.2.1B	2020 (Baseline)	No	N/A
Existence of a gender-sensitive disaster risk assessment supported by UN Women (SP indicator 5.15.1)	2021 (Milestone)	yes	-
	2022 (Milestone)	yes	True
	2023 (Milestone)	yes	-
	2024 (Milestone)	yes	-
	2025 (Target)	yes	-

INDICATOR STATEMENT	YEAR	BMTS	REPORTED RESULT
IDN_D_4.2.1C	2020 (Baseline)	0	N/A
# of DRR policies/programmes that address gender-specific disaster risks developed with UN Women support (SP indicator 5.15.2)	2021 (Milestone)	1	-
	2022 (Milestone)	2	1
	2023 (Milestone)	3	-
	2024 (Milestone)	4	-
	2025 (Target)	5	-

INDICATOR STATEMENT	YEAR	BMTS	REPORTED RESULT
IDN_D_4.2.ID	2023 (Baseline)	0	N/A
Number of policy briefs on the link between gender equality in the context of climate change and DRR	2023 (Milestone)	-	-
	2024 (Milestone)	2	-
	2025 (Target)	4	-

INDICATOR STATEMENT	YEAR	BMTS	REPORTED RESULT
IDN_D_4.2.2A	2020 (Baseline)	0	N/A
# of key government officers who have increased capacity or have expressed more confidence in producing and/or using gender data	2021 (Milestone)	20	0
	2022 (Milestone)	30	-
	2023 (Milestone)	40	-
	2024 (Milestone)	50	-
	2025 (Target)	-	-

INDICATOR STATEMENT	YEAR	BMTS	REPORTED RESULT
IDN_D_4.2.2B	2020 (Baseline)	No	N/A
Existence of a gender-sensitive disaster risk assessment supported by UN Women (SP indicator 5.15.1)	2021 (Milestone)	yes	True
	2022 (Milestone)	yes	-
	2023 (Milestone)	yes	-
	2024 (Milestone)	yes	-
	2025 (Target)	yes	-

INDICATOR STATEMENT	YEAR	BMTS	REPORTED RESULT
IDN_D_4.2.2C	2020 (Baseline)	0	N/A
# of DRR policies/programmes that address gender-specific disaster risks developed with UN Women support (SP indicator 5.15.2)	2021 (Milestone)	1	2
	2022 (Milestone)	2	-
	2023 (Milestone)	3	-
	2024 (Milestone)	4	-
	2025 (Target)	5	-

INDICATOR STATEMENT	YEAR	BMTS	REPORTED RESULT
SP_D_0.1.f	2021 (Baseline)	1	N/A
Number of institutions that have increased capacities to design and implement institutional reforms/strategies/policies that promote gender equality and women's empowerment (CO)	2022 (Milestone)	2	2
	2023 (Milestone)	2	-
	2024 (Milestone)	2	-
	2025 (Target)	2	-

INDICATOR STATEMENT	YEAR	BMTS	REPORTED RESULT
SP_D_0.6.b	2021 (Baseline)	0	N/A
Number of data producers and users with strengthened capacities in the collection, analysis, dissemination and use of gender statistics (CO)	2022 (Milestone)	0	29
	2023 (Milestone)	1	-
	2024 (Milestone)	1	-
	2025 (Target)	2	-

OUTPUT IDN_D_4.2.2

OUTCOME STATEMENT	INDICATOR STATEMENT	YEAR	BMTS	REPORTED RESULT
Members of Parliament (MP) and candidates have technical and leadership skills to participate in decision-making processes related to promote gender mainstreaming in peace and security and sustainable development	IDN_D_4.2.2A	2020 (Baseline)	0	N/A
	Number of MPs and Candidates (disaggregated by sex) engaged in technical and leadership skills development supported by UN Women	2021 (Milestone)	10	-
		2022 (Milestone)	20	7
		2023 (Milestone)	30	-
		2024 (Milestone)	40	-
		2025 (Target)	50	-

Planned Budget:
\$245.00 K

Actual Budget and Shortfall:
\$25.15 K

Shortfall: \$219.85 K



Expenses:
\$16.67 K



INDICATOR STATEMENT	YEAR	BMTS	REPORTED RESULT
IDN_D_4.2.2B Number of initiatives to promote gender-responsive parliaments supported by UN Women	2020 (Baseline)	0	N/A
	2021 (Milestone)	2	-
	2022 (Milestone)	2	3
	2023 (Milestone)	2	-
	2024 (Milestone)	2	-
	2025 (Target)	8	-

INDICATOR STATEMENT	YEAR	BMTS	REPORTED RESULT
IDN_D_4.2.2C Increase the Percentage of MPs with an increased level of confidence to influence decision-making on gender-mainstreaming in peace, security, and sustainable development, who underwent the skills development supported by UN Women	2020 (Baseline)	0	N/A
	2021 (Milestone)	10	-
	2022 (Milestone)	10	0
	2023 (Milestone)	10	-
	2024 (Milestone)	10	-
	2025 (Target)	40	-

INDICATOR STATEMENT	YEAR	BMTS	REPORTED RESULT
IDN_D_4.2.3A Number of elected women engaged in technical and leadership skills development supported by UN Women	2020 (Baseline)	0	N/A
	2021 (Milestone)	10	0
	2022 (Milestone)	20	-
	2023 (Milestone)	30	-
	2024 (Milestone)	40	-
	2025 (Target)	50	-

INDICATOR STATEMENT	YEAR	BMTS	REPORTED RESULT
IDN_D_4.2.3B Number of women candidates engaged in technical and leadership skills development supported by UN Women	2020 (Baseline)	0	N/A
	2021 (Milestone)	10	0
	2022 (Milestone)	20	-
	2023 (Milestone)	30	-
	2024 (Milestone)	40	-
	2025 (Target)	50	-

INDICATOR STATEMENT	YEAR	BMTS	REPORTED RESULT
IDN_D_4.2.3C	2020 (Baseline)	0	N/A
Number of decision-making processes influenced by women who underwent the skills development supported by UN Women	2021 (Milestone)	10	0
	2022 (Milestone)	20	-
	2023 (Milestone)	30	-
	2024 (Milestone)	40	-
	2025 (Target)	50	-

INDICATOR STATEMENT	YEAR	BMTS	REPORTED RESULT
SP_D_0.1.d Number of partners that have increased capacities to promote/influence gender responsive legislation (CO, HQ)	2021 (Baseline)	2	N/A
	2022 (Milestone)	2	1
	2023 (Milestone)	2	-
	2024 (Milestone)	2	-
	2025 (Target)	2	-

INDICATOR STATEMENT	YEAR	BMTS	REPORTED RESULT
SP_D_0.1.e Number of partners that have increased capacities to advance gender equality and women's empowerment through national and/or local (multi) sectoral strategies, policies and/or action plans (CO, HQ)	2021 (Baseline)	1	N/A
	2022 (Milestone)	2	0
	2023 (Milestone)	2	-
	2024 (Milestone)	2	-
	2025 (Target)	2	-

INDICATOR STATEMENT	YEAR	BMTS	REPORTED RESULT
SP_D_0.1.f	2021 (Baseline)	1	N/A
Number of institutions that have increased capacities to design and implement institutional reforms/strategies/policies that promote gender equality and women's empowerment (CO)	2022 (Milestone)	2	1
	2023 (Milestone)	2	-
	2024 (Milestone)	2	-
	2025 (Target)	2	-

OUTPUT IDN_D_4.2.3

OUTCOME STATEMENT	INDICATOR STATEMENT	YEAR	BMTS	REPORTED RESULT
Communities have enhanced capacities to promote social cohesion, conflict prevention (including preventing violent extremism), and resilience Planned Budget: \$1.29 M	IDN_D_4.2.3A Number of communities which develop community action plans for gender-responsive PVE with capacity-building support on Human Security Approach	2020 (Baseline)	10	N/A
		2021 (Milestone)	16	-
		2022 (Milestone)	20	21
		2023 (Milestone)	24	-
		2024 (Milestone)	28	-
		2025 (Target)	32	-

Actual Budget and Shortfall:
\$520.52 K

Shortfall: \$769.32 K



Expenses:
\$585.21 K



INDICATOR STATEMENT	YEAR	BMTS	REPORTED RESULT
IDN_D_4.2.3B A platform for sharing community-based solutions for PVE that are gender-responsive including good practices and lessons learned is established.	2020 (Baseline)	No	N/A
	2021 (Milestone)	yes/no	-
	2022 (Milestone)	yes/no	True
	2023 (Milestone)	yes/no	-
	2024 (Milestone)	yes/no	-
	2025 (Target)	yes/no	-

INDICATOR STATEMENT	YEAR	BMTS	REPORTED RESULT
IDN_D_4.2.3C Number of communities that conducted community dialogue on women's access to justice in connection to social cohesion and peaceful communities and implemented already existing community guidelines	2021 (Baseline)	0	N/A
	2022 (Milestone)	4	4
	2023 (Milestone)	-	-
	2024 (Milestone)	-	-
	2025 (Target)	-	-

INDICATOR STATEMENT	YEAR	BMTS	REPORTED RESULT
IDN_D_4.2.3D	2021 (Baseline)	0	N/A
Country mapping to establish COVID-19 impact on women's legal and economic rights and government's status on leverage of e-justice	2022 (Milestone)	1	1
	2023 (Milestone)	-	-
	2024 (Milestone)	-	-
	2025 (Target)	-	-

INDICATOR STATEMENT	YEAR	BMTS	REPORTED RESULT
IDN_D_4.2.3E	2023 (Baseline)	0	N/A
Number of communities with Action Plans for gender-responsive and inclusive resilience (social cohesion, conflict prevention, and resilience)	2022 (Milestone)	-	0
	2023 (Milestone)	-	-
	2024 (Milestone)	10	-
	2025 (Target)	10	-

INDICATOR STATEMENT	YEAR	BMTS	REPORTED RESULT
IDN_D_4.2.3F	2023 (Baseline)	0	N/A
Number of beneficiaries participated in the capacity building activities of gender-responsive intervention in the community	2022 (Milestone)	-	0
	2023 (Milestone)	-	-
	2024 (Milestone)	400	-
	2025 (Target)	400	-


INDICATOR STATEMENT	YEAR	BMTS	REPORTED RESULT
IDN_D_4.2.4A Number of communities which develop community action plans for gender- responsive PVE with capacity-building support on Human Security Approach	2020 (Baseline)	10	N/A
	2021 (Milestone)	16	18
	2022 (Milestone)	20	-
	2023 (Milestone)	24	-
	2024 (Milestone)	28	-
	2025 (Target)	32	-

INDICATOR STATEMENT	YEAR	BMTS	REPORTED RESULT
IDN_D_4.2.4B A platform for sharing community-based solutions for PVE that are gender-responsive including good practices and lessons learned is established.	2020 (Baseline)	No	N/A
	2021 (Milestone)	yes/no	True
	2022 (Milestone)	yes/no	-
	2023 (Milestone)	yes/no	-
	2024 (Milestone)	yes/no	-
	2025 (Target)	yes/no	-

INDICATOR STATEMENT	YEAR	BMTS	REPORTED RESULT
SP_D_0.1.d Number of partners that have increased capacities to promote/influence gender responsive legislation (CO, HQ)	2021 (Baseline)	2	N/A
	2022 (Milestone)	2	6
	2023 (Milestone)	2	-
	2024 (Milestone)	2	-
	2025 (Target)	2	-

INDICATOR STATEMENT	YEAR	BMTS	REPORTED RESULT
SP_D_0.1.e	2021 (Baseline)	1	N/A
Number of partners that have increased capacities to advance gender equality and women's empowerment through national and/or local (multi) sectoral strategies, policies and/or action plans (CO, HQ)	2022 (Milestone)	2	6
	2023 (Milestone)	2	-
	2024 (Milestone)	2	-
	2025 (Target)	2	-

OUTPUT IDN_D_4.2.4

OUTCOME STATEMENT	INDICATOR STATEMENT	YEAR	BMTS	REPORTED RESULT
Youth (including young men and women) have skills to generate alternative narratives for the prevention of radicalization and violent extremism Planned Budget: \$355.02 K 	IDN_D_4.2.4A Number of gender-responsive interventions to generate alternative narrative to counter radicalization and violent extremism led by youth	2020 (Baseline)	2	N/A
		2021 (Milestone)	4	-
		2022 (Milestone)	6	1
		2023 (Milestone)	8	-
		2024 (Milestone)	20	-
		2025 (Target)	22	-

Actual Budget and Shortfall:
\$144.27 K

Shortfall: \$210.75 K



Expenses:
\$265.72 K



INDICATOR STATEMENT	YEAR	BMTS	REPORTED RESULT
IDN_D_4.2.4B	2023 (Baseline)	0	N/A
Number of youths (from diverse gender backgrounds) reported increased skills, capacity, and knowledge in developing content and narratives to promote peace and tolerant values.	2023 (Milestone)	-	-
	2024 (Milestone)	75	-
	2025 (Target)	150	-

INDICATOR STATEMENT	YEAR	BMTS	REPORTED RESULT
IDN_D_4.2.5A	2020 (Baseline)	2	N/A
Number of gender-responsive interventions to generate alternative narrative to counter radicalization and violent extremism led by youth	2021 (Milestone)	4	4
	2022 (Milestone)	6	-
	2023 (Milestone)	8	-
	2024 (Milestone)	10	-
	2025 (Target)	12	-

INDICATOR STATEMENT	YEAR	BMTS	REPORTED RESULT
SP_D_0.1.d Number of partners that have increased capacities to promote/influence gender responsive legislation (CO, HQ)	2021 (Baseline)	2	N/A
	2022 (Milestone)	2	6
	2023 (Milestone)	2	-
	2024 (Milestone)	2	-
	2025 (Target)	2	-

INDICATOR STATEMENT	YEAR	BMTS	REPORTED RESULT
SP_D_0.1.e	2021 (Baseline)	1	N/A
Number of partners that have increased capacities to advance gender equality and women's empowerment through national and/or local (multi) sectoral strategies, policies and/or action plans (CO, HQ)	2022 (Milestone)	2	6
	2023 (Milestone)	2	-
	2024 (Milestone)	2	-
	2025 (Target)	2	-

OUTPUT IDN_D_4.2.5

OUTCOME STATEMENT	INDICATOR STATEMENT	YEAR	BMTS	REPORTED RESULT
National institutions and systems have increased capacity to promote tolerance and discourage violent extremism among family members and relatives of those convicted or accused of terrorism/violent extremism offenses	IDN_D_4.2.5A	2020 (Baseline)	3	N/A
	Number of evidence-based research studies developed to identify the root causes of violent extremism through gender and human security lens	2021 (Milestone)	4	-
		2022 (Milestone)	5	8
		2023 (Milestone)	6	-
		2024 (Milestone)	7	-
		2025 (Target)	8	-

Planned Budget:
\$365.77 K

Actual Budget and Shortfall:
\$317.33 K

Shortfall: \$48.44 K



Expenses:
\$90.88 K



INDICATOR STATEMENT	YEAR	BMTS	REPORTED RESULT
IDN_D_4.2.5B Number of national and sub-national level policymakers who underwent a quality training module for C/PVE informed by community-level experiences and human security approach	2020 (Baseline)	0	N/A
	2021 (Milestone)	40	-
	2022 (Milestone)	80	500
	2023 (Milestone)	120	-
	2024 (Milestone)	160	-
	2025 (Target)	200	-

INDICATOR STATEMENT	YEAR	BMTS	REPORTED RESULT
IDN_D_4.2.5D	2020 (Baseline)	0	N/A
Number of institutions of the justice and security sectors with strengthened capacity to mainstream gender perspectives and promote the rights of women and girls in conflict, post-conflict, and other crisis situations (SP indicator 5.13.1)	2021 (Milestone)	1	-
	2022 (Milestone)	2	1
	2023 (Milestone)	3	-
	2024 (Milestone)	4	-
	2025 (Target)	5	-

INDICATOR STATEMENT	YEAR	BMTS	REPORTED RESULT
IDN_D_4.2.5E	2023 (Baseline)	0	N/A
Number of evidence-based policy research, data, or good-practices on GEWE and resilience	2022 (Milestone)	-	1
	2023 (Milestone)	-	-
	2024 (Milestone)	6	-
	2025 (Target)	6	-

INDICATOR STATEMENT	YEAR	BMTS	REPORTED RESULT
IDN_D_4.2.5F	2023 (Baseline)	0	N/A
Number of tools and policy recommendations developed for the national and local government use incorporating GEWE considerations	2022 (Milestone)	-	5
	2023 (Milestone)	-	-
	2024 (Milestone)	4	-
	2025 (Target)	4	-

INDICATOR STATEMENT	YEAR	BMTS	REPORTED RESULT
IDN_D_4.2.6A	2020 (Baseline)	3	N/A
Number of evidence-based research studies developed to identify the root causes of violent extremism through gender and human security lens	2021 (Milestone)	4	4
	2022 (Milestone)	5	-
	2023 (Milestone)	6	-
	2024 (Milestone)	7	-
	2025 (Target)	8	-

INDICATOR STATEMENT	YEAR	BMTS	REPORTED RESULT
IDN_D_4.2.6B	2020 (Baseline)	0	N/A
Number of national and sub-national level policymakers who underwent a quality training module for C/PVE informed by community-level experiences and human security approach	2021 (Milestone)	40	80
	2022 (Milestone)	80	-
	2023 (Milestone)	120	-
	2024 (Milestone)	160	-
	2025 (Target)	200	-

INDICATOR STATEMENT	YEAR	BMTS	REPORTED RESULT
IDN_D_4.2.6D	2020 (Baseline)	0	N/A
Number of institutions of the justice and security sectors with strengthened capacity to mainstream gender perspectives and promote the rights of women and girls in conflict, post-conflict, and other crisis situations (SP indicator 5.13.1)	2021 (Milestone)	1	1
	2022 (Milestone)	2	-
	2023 (Milestone)	3	-
	2024 (Milestone)	4	-
	2025 (Target)	5	-

INDICATOR STATEMENT	YEAR	BMTS	REPORTED RESULT
SP_D_0.1.f	2021 (Baseline)	1	N/A
Number of institutions that have increased capacities to design and implement institutional reforms/strategies/policies that promote gender equality and women's empowerment (CO)	2022 (Milestone)	2	6
	2023 (Milestone)	2	-
	2024 (Milestone)	2	-
	2025 (Target)	2	-

OUTPUT IDN_D_4.2.7

OUTCOME STATEMENT	INDICATOR STATEMENT	YEAR	BMTS	REPORTED RESULT
Government stakeholders at local and national level have increased capacity to develop and implement WPS policies and related frameworks to enhance women's participation in conflict prevention, resolution and recovery	IDN_D_4.2.7A	2021 (Baseline)	0	N/A
	Number of state actors who report increased skills and knowledge in content areas associated with the implementation of WPS agenda.	2022 (Milestone)	10	65
		2023 (Milestone)	20	-
		2024 (Milestone)	30	-
		2025 (Target)	40	-

Planned Budget:
\$259.70 K



Actual Budget and Shortfall:
\$96.19 K

Shortfall: \$163.51 K





Expenses:
\$82.34 K



INDICATOR STATEMENT	YEAR	BMTS	REPORTED RESULT
IDN_D_4.2.7B Number of government stakeholders at national and local level that report and increase knowledge to implement policies and programmes to promote GEWE along the peace-humanitarian nexus supported by UN Women	2023 (Baseline)	0	N/A
	2022 (Milestone)	-	81
	2023 (Milestone)	-	-
	2024 (Milestone)	80	-
	2025 (Target)	80	-

INDICATOR STATEMENT	YEAR	BMTS	REPORTED RESULT
SP_D_0.1.e Number of partners that have increased capacities to advance gender equality and women's empowerment through national and/or local (multi) sectoral strategies, policies and/or action plans (CO, HQ)	2021 (Baseline)	1	N/A
	2022 (Milestone)	2	12
	2023 (Milestone)	2	-
	2024 (Milestone)	2	-
	2025 (Target)	2	-

INDICATOR STATEMENT	YEAR	BMTS	REPORTED RESULT
SP_D_0.1.f	2010 (Baseline)	1	N/A
Number of institutions that have increased capacities to design and implement institutional reforms/strategies/policies that promote gender equality and women's empowerment (CO)	2022 (Milestone)	2	12
	2023 (Milestone)	2	-
	2024 (Milestone)	2	-
	2025 (Target)	2	-

OUTPUT IDN_D_4.2.8

OUTCOME STATEMENT	INDICATOR STATEMENT	YEAR	BMTS	REPORTED RESULT
Women and women-led working groups (pokja) are able to influence and benefit from local policy/decision-making processes for resilience building, conflict prevention, resolution and recovery Planned Budget: \$468.70 K	IDN_D_4.2.8A	2023 (Baseline)	0	N/A
	Number of women participated in the capacity building training or dialogues	2022 (Milestone)	-	0
		2023 (Milestone)	-	-
		2024 (Milestone)	400	-
		2025 (Target)	400	-



Actual Budget and Shortfall:
\$0.00

Shortfall: \$468.70 K



Expenses:
\$0.00

INDICATOR STATEMENT	YEAR	BMTS	REPORTED RESULT
IDN_D_4.2.8B Number of capacity building training or dialogues on gender-responsive action plans with women's groups	2023 (Baseline)	0	N/A
	2022 (Milestone)	-	0
	2023 (Milestone)	-	-
	2024 (Milestone)	5	-
	2025 (Target)	5	-

INDICATOR STATEMENT	YEAR	BMTS	REPORTED RESULT
IDN_D_4.2.8C	2021 (Baseline)	0	N/A
Number of gender-responsive districts and/or village policies, including action plans and budgets for prevention and preparedness adopted and implemented with active participation and influence from women	2022 (Milestone)	20	0
	2023 (Milestone)	20	-
	2024 (Milestone)	20	-
	2025 (Target)	20	-

INDICATOR STATEMENT	YEAR	BMTS	REPORTED RESULT
IDN_D_4.2.8D	2023 (Baseline)	0	N/A
Number of community members with a positive perception of women's participation and learning in the public domain, including assuming leadership roles	2023 (Milestone)	-	-
	2024 (Milestone)	100	-
	2025 (Target)	200	-

INDICATOR STATEMENT	YEAR	BMTS	REPORTED RESULT
SP_D_0.1.d Number of partners that have increased capacities to promote/influence gender responsive legislation (CO, HQ)	2021 (Baseline)	2	N/A
	2022 (Milestone)	2	0
	2023 (Milestone)	2	-
	2024 (Milestone)	2	-
	2025 (Target)	2	-

INDICATOR STATEMENT	YEAR	BMTS	REPORTED RESULT
SP_D_0.1.e	2021 (Baseline)	1	N/A
Number of partners that have increased capacities to advance gender equality and women's empowerment through national and/or local (multi) sectoral strategies, policies and/or action plans (CO, HQ)	2022 (Milestone)	2	1
	2023 (Milestone)	2	-
	2024 (Milestone)	2	-
	2025 (Target)	2	-

OUTPUT IDN_D_4.2.9

OUTCOME STATEMENT	INDICATOR STATEMENT	YEAR	BMTS	REPORTED RESULT
Local governments have increased capacity to develop and implement gender-responsive village action plans to enhance social cohesion, resilience, and peace Planned Budget: \$30.00 K	IDN_D_4.2.9A	2022 (Baseline)	0	N/A
	Number of local government stakeholders that report an increased knowledge to implement, policies and programmes to promote gender-responsive village action plans with the support of UN Women	2022 (Milestone)	-	0
		2023 (Milestone)	-	-
		2024 (Milestone)	100	-
		2025 (Target)	150	-

Actual Budget and Shortfall:
\$0.00

Shortfall: \$30.00 K



Expenses:
\$0.00

INDICATOR STATEMENT	YEAR	BMTS	REPORTED RESULT
IDN_D_4.2.9B Number of gender-responsive and inclusive mechanisms, task forces and groups to promote social cohesion, conflict prevention, empowerment, resilience and protection established jointly by local government and	2022 (Baseline)	4	N/A
	2022 (Milestone)	-	0
	2023 (Milestone)	-	-
	2024 (Milestone)	10	-
	2025 (Target)	25	-

INDICATOR STATEMENT	YEAR	BMTS	REPORTED RESULT
SP_D_0.1.d Number of partners that have increased capacities to promote/influence gender responsive legislation (CO, HQ)	2021 (Baseline)	1	N/A
	2022 (Milestone)	2	0
	2023 (Milestone)	2	-
	2024 (Milestone)	2	-
	2025 (Target)	2	-

INDICATOR STATEMENT	YEAR	BMTS	REPORTED RESULT
SP_D_0.1.e Number of partners that have increased capacities to advance gender equality and women's empowerment through national and/or local (multi) sectoral strategies, policies and/or action plans (CO, HQ)	2021 (Baseline)	1	N/A
	2022 (Milestone)	2	0
	2023 (Milestone)	2	-
	2024 (Milestone)	2	-
	2025 (Target)	2	-

STRATEGIC NOTE OUTCOME PROGRESS NOTE

SHOWING DATA OF : **2022**

People living in Indonesia, especially those at risk of being left furthest behind, are empowered to fulfil their human development potential as members of a pluralistic, tolerant, inclusive, and just society, free of gender and all other forms of discrimination

Togetherness among local communities in the villages is improved. The living environment has become more harmonious. Women and youth are now being involved in the open dialogues between the locals, particularly to discuss the community insecurity in the villages, which has shown that the living environment in the villages is more democratic. These resulted in decreasing political insecurity between the locals. Through Peace Village Project, local communities in Central Java, West Java, East Java, and South Borneo have raised their awareness and increased their knowledge of social cohesion, pluralism, tolerance, and inclusiveness. Village Action Plans have been designed in 20 Peace Villages through GUYUB Project, showing the empowerment of the local communities to improve their human development encompassing gender equality, women's empowerment, and human rights values. This awareness raising, which include capacity building through 'know your rights' trainings, and trainings including on PVE, social cohesion, GBV, and most importantly on misinformation and disinformation. This awareness raising also allows the community, and specially women to use that knowledge to contribute to community development and alleviate the issues social conflict. In the peace villages, this also works to encourage active citizenship to engage in provided effective protection/services for women victims of VAW.