

Country-Level Data for India country Outcome XM-DAC-41146-IND_D_5.1

Data as of:
 24 April 2024

OUTCOME IND_D_5.1 [XM-DAC-41146-IND_D_5.1](#)

Marginalized women and young women have access to, participate in and achieve quality learning, entrepreneurship and employment outcomes through second chance education.

OUTCOME DETAILS

SDG alignment



Impact areas



Women's economic empowerment

Organizational outputs



Access to services, goods and resources

Policy Marker

GENDER EQUALITY

Humanitarian Scope

No

UN System Function

Outcome Description

The programmes aims to ensure that marginalized women and young women who are at risk of being left behind have access to, participate in and achieve quality learning, entrepreneurship and employment outcomes through second chance education and vocational training.

UN Partners

UNICEF

Advocacy, communications and social mobilization
Capacity development and technical assistance
Comprehensive and disaggregated data (discontinued)
Direct support and service delivery
Integrated policy advice and thought leadership
UN system coordination (discontinued)

RESOURCES

\$1.17 M

Planned Budget

\$1.26 M

Actual Budget

PLANNED BUDGET


ACTUAL BUDGET AND SHORTFALL

EXPENSES



Funding Partners

Regular resources (Core):

 UN Women
\$0

Other resources (Non-Core)/ Funding Partners:

 UN AIDS
\$49,140

 Mih Internet India Private Ltd
\$140,020

 LinkedIn
\$35,353

 BHP Billiton Foundation
\$1,039,180

TOTAL OTHER RESOURCES (NON-CORE)
\$1,263,693

OUTCOME IND_D_5.1

B – Baseline M – Milestones T – Target

OUTCOME STATEMENT	INDICATOR STATEMENT	YEAR	BMTS	REPORTED RESULT
Marginalized women and young women have access to, participate in and achieve quality learning, entrepreneurship and employment outcomes through second chance education.	IND_D_5.1A Number of learners accessing high quality SCE content.	2018 (Baseline)	0	N/A
		2018 (Milestone)	-	0
		2019 (Milestone)	-	1114
		2020 (Milestone)	2500	22804
		2021 (Milestone)	10000	60000
		2022 (Target)	-	0

INDICATOR STATEMENT	YEAR	BMTS	REPORTED RESULT
IND_D_5.1B Number of employed women and young women age 15-24 amongst programme graduates	2018 (Baseline)	TBD	N/A
	2018 (Milestone)	-	
	2019 (Milestone)	20%	0
	2020 (Milestone)	20%	45
	2021 (Milestone)	20%	1065
	2022 (Target)	-	27

INDICATOR STATEMENT	YEAR	BMTS	REPORTED RESULT
IND_D_5.1C Number of National Education Plans and Strategies that have a component that addresses social norms, attitudes, and behavior transformation.	2018 (Baseline)	0	N/A
	2018 (Milestone)	-	0
	2019 (Milestone)	-	0
	2020 (Milestone)	1	1
	2021 (Milestone)	1	2
	2022 (Target)	-	1

INDICATOR STATEMENT	YEAR	BMTS	REPORTED RESULT
IND_D_5.1D Number of community spaces addressing attitude and behavioral change.	2018 (Baseline)	TBD	N/A
	2018 (Milestone)	-	0
	2019 (Milestone)	-	12
	2020 (Milestone)	1	12
	2021 (Milestone)	1	12
	2022 (Target)	-	13

INDICATOR STATEMENT	YEAR	BMTS	REPORTED RESULT
IND_D_5.1E Number of empowerment hubs in refugee settings addressing attitude and behavioral change	2018 (Baseline)	TBD	N/A
	2018 (Milestone)	-	0
	2019 (Milestone)	-	0
	2020 (Milestone)	0	0
	2021 (Milestone)	8	0
	2022 (Target)	-	12

INDICATOR STATEMENT	YEAR	BMTS	REPORTED RESULT
IND_D_5.1F	2018 (Baseline)	No	N/A
New, revised or in active review/discussions of legislative frameworks or policies that promote second chance education and vocational training opportunities for women developed and/or being implemented in Programme countries.	2018 (Milestone)	-	True
	2019 (Milestone)	-	False
	2020 (Milestone)	yes	True
	2021 (Milestone)	Yes	True
	2022 (Target)	-	True




INDICATOR STATEMENT	YEAR	BMTS	REPORTED RESULT
SP_D_0.4.3	(Baseline)	-	N/A
Number of countries where multi-sectoral systems, strategies or programs are implemented to advance women's equal access to and use of services, goods and/resources, including social protection (CO)	2022 (Target)	-	False

- Complementary Indicator :

INDICATOR STATEMENT	YEAR	BMTS	REPORTED RESULT
SP_D_5.1A	(Baseline)	-	N/A
Not for Country Reporting	2018 (Milestone)	-	-
	2019 (Milestone)	-	-
	2020 (Milestone)	no	-
	2021 (Target)	-	-

OUTPUT INDICATOR AND RESULTS


OUTPUT IND_D_5.1.1

OUTCOME STATEMENT	INDICATOR STATEMENT	YEAR	BMTS	REPORTED RESULT
Relevant content is developed and curated in each context. Planned Budget: \$748.37 K  Actual Budget and Shortfall: \$506.56 K Shortfall: \$241.81 K  Expenses: \$416.40 K 	IND_D_5.1.1A SCE e-learning platform is online and functional	2018 (Baseline)	No	N/A
		2018 (Milestone)	-	False
		2019 (Milestone)	Yes	True
		2020 (Milestone)	yes	True
		2021 (Milestone)	Yes	True
		2022 (Target)	yes	True

INDICATOR STATEMENT	YEAR	BMTS	REPORTED RESULT
IND_D_5.1.1B Number of training modules/curricula developed informed by SCE country needs assessments	2018 (Baseline)	0	N/A
	2018 (Milestone)	-	0
	2019 (Milestone)	TBD	2
	2020 (Milestone)	20	6
	2021 (Milestone)	3	2
	2022 (Target)	1	4

INDICATOR STATEMENT	YEAR	BMTS	REPORTED RESULT
SP_D_0.4.d	(Baseline)	-	N/A
Number of women accessing information, goods, resources and/or services through UNW supported platforms and programs in humanitarian and development settings (CO, HQ)	2022 (Target)	-	30777

OUTPUT IND_D_5.1.2

OUTCOME STATEMENT	INDICATOR STATEMENT	YEAR	BMTS	REPORTED RESULT
Learning and career pathways are followed by women and young women accessing appropriate e-learning platforms Planned Budget: \$353.62 K 	IND_D_5.1.2A Number and % of users signing up (enrollment) for online learning Programmes accessed through the UN Women welearn.unwomen.org web platform.	2018 (Baseline)	0	N/A
		2018 (Milestone)	-	0
		2019 (Milestone)	-	1114
		2020 (Milestone)	2000	13625
		2021 (Milestone)	10000	8500
		2022 (Target)	10000	0

Actual Budget and Shortfall:
\$231.02 K

Shortfall: \$122.60 K



Expenses:


\$172.67 K



INDICATOR STATEMENT	YEAR	BMTS	REPORTED RESULT
IND_D_5.1.2B Number and % of users completing online learning programmes accessed through the UN Women VSS	2018 (Baseline)	0	N/A
	2018 (Milestone)	-	0
	2019 (Milestone)	-	0
	2020 (Milestone)	-	0
	2021 (Milestone)	10000	8500
	2022 (Target)	10000	0

INDICATOR STATEMENT	YEAR	BMTS	REPORTED RESULT
SP_D_0.4.d	(Baseline)	-	N/A
Number of women accessing information, goods, resources and/or services through UNW supported platforms and programs in humanitarian and development settings (CO, HQ)	2022 (Target)	-	30777

OUTPUT IND_D_5.1.3

OUTCOME STATEMENT	INDICATOR STATEMENT	YEAR	BMTS	REPORTED RESULT
Context-specific delivery mechanisms are established, including safe community-based centers or Women's Empowerment Hubs Planned Budget: \$940.72 K 	IND_D_5.1.3A	2018 (Baseline)	0	N/A
	Number of physical spaces or Women's Empowerment Hubs providing access to VSS e-learning platform and other SCE learning opportunities established, with UN-Women's support	2018 (Milestone)	-	0
		2019 (Milestone)	1	12
		2020 (Milestone)	12	12
		2021 (Milestone)	12	12
		2022 (Target)	1	12

Actual Budget and Shortfall:
\$1.14 M

Shortfall: \$0.00

Expenses:

\$1.02 M



INDICATOR STATEMENT	YEAR	BMTS	REPORTED RESULT
IND_D_5.1.3B Number of partnerships established identifying the community spaces with local governments, communities and private sector partners to create safe learning spaces.	2018 (Baseline)	0	N/A
	2018 (Milestone)	-	0
	2019 (Milestone)	-	1
	2020 (Milestone)	2	6
	2021 (Milestone)	TBD	10
	2022 (Target)	74	100

INDICATOR STATEMENT	YEAR	BMTS	REPORTED RESULT
SP_D_0.4.d	(Baseline)	-	N/A
Number of women accessing information, goods, resources and/or services through UNW supported platforms and programs in humanitarian and development settings (CO, HQ)	2022 (Target)	-	30777

OUTPUT IND_D_5.1.4

OUTCOME STATEMENT	INDICATOR STATEMENT	YEAR	BMTS	REPORTED RESULT
Potential employers in the private, public and NGO sector become more gender-aware and gender responsive and more women and young women are hired and retained. Planned Budget: \$198.18 K	IND_D_5.1.4A Number of government entities, companies, and/or international organizations that have strengthened capacity to integrate gender-responsive actions into employment strategies and programmes, with UN Women's support, and are hiring more women than previously.	2018 (Baseline)	0	N/A
		2018 (Milestone)	-	0
		2019 (Milestone)	-	0
		2020 (Milestone)	2	40
		2021 (Milestone)	4	1
		2022 (Target)	1	5

Actual Budget and Shortfall:
\$48.55 K

Shortfall: \$149.63 K



Expenses:
\$36.15 K



INDICATOR STATEMENT	YEAR	BMTS	REPORTED RESULT
SP_D_0.4.d	(Baseline)	-	N/A
Number of women accessing information, goods, resources and/or services through UNW supported platforms and programs in humanitarian and development settings (CO, HQ)	2022 (Target)	-	30777

OUTPUT IND_D_5.1.5

OUTCOME STATEMENT	INDICATOR STATEMENT	YEAR	BMTS	REPORTED RESULT
Private and public sector offer bridging programmes which are taken up by women and young women graduates emerging from the Programme	IND_D_5.1.5A Number of government entities, companies, and/or international organizations that develop and/or implement gender-responsive employment policies or Programmes with UN Women’s support.	2018 (Baseline)	0	N/A
		2018 (Milestone)	-	0
		2019 (Milestone)	-	0
		2020 (Milestone)	1	1
		2021 (Milestone)	1	1
		2022 (Target)	1	1

Actual Budget and Shortfall:
\$196.72 K

Shortfall: \$40.06 K



Expenses:
\$135.25 K



INDICATOR STATEMENT	YEAR	BMTS	REPORTED RESULT
SP_D_0.4.d	(Baseline)	-	N/A
Number of women accessing information, goods, resources and/or services through UNW supported platforms and programs in humanitarian and development settings (CO, HQ)	2022 (Target)	-	30777

OUTPUT IND_D_5.1.6

OUTCOME STATEMENT	INDICATOR STATEMENT	YEAR	BMTS	REPORTED RESULT
Graduate mentoring and coaching programme established. Women and young women become mentors to new learners to share experiences, advice, and support for second chance education. Planned Budget: \$1.60 M	IND_D_5.1.6A	2018 (Baseline)	0	N/A
	% of graduate women and young women who are mentoring new learners six months after completing Programme or gaining qualifications and/or beyond the Programme period.	2018 (Milestone)	-	
		2019 (Milestone)	-	0
		2020 (Milestone)	10%	4
		2021 (Milestone)	20%	3%
		2022 (Target)	20	7



Actual Budget and Shortfall:
\$256.31 K

Shortfall: \$1.34 M





Expenses:

\$265.84 K



INDICATOR STATEMENT	YEAR	BMTS	REPORTED RESULT
SP_D_0.4.d	(Baseline)	-	N/A
Number of women accessing information, goods, resources and/or services through UNW supported platforms and programs in humanitarian and development settings (CO, HQ)	2022 (Target)	-	30777

OUTPUT IND_D_5.1.7

OUTCOME STATEMENT	INDICATOR STATEMENT	YEAR	BMTS	REPORTED RESULT
Awareness and advocacy of the importance of women's and young women's right to education and entrepreneurship and vocational learning, and how this benefits their families and societies is increased.	IND_D_5.1.7A	2018 (Baseline)	0	N/A
	Number of national awareness and advocacy campaigns on the importance of young women's right to education and vocational learning undertaken, with UN Women's support.	2018 (Milestone)	-	0
		2019 (Milestone)	-	0
		2020 (Milestone)	1	1
		2021 (Milestone)	1	1
		2022 (Target)	1	101

Actual Budget and Shortfall:

\$444.68 K

Shortfall: \$0.00



Expenses:
\$394.65 K



INDICATOR STATEMENT	YEAR	BMTS	REPORTED RESULT
SP_D_0.4.d	(Baseline)	-	N/A
Number of women accessing information, goods, resources and/or services through UNW supported platforms and programs in humanitarian and development settings (CO, HQ)	2022 (Target)	-	30777

OUTPUT IND_D_5.1.8

OUTCOME STATEMENT	INDICATOR STATEMENT	YEAR	BMTS	REPORTED RESULT
Engagement with community stakeholders, households and individuals to support women's and young women's education and entrepreneurship and vocational learning is promoted.	IND_D_5.1.8A Conducting community activities with women and men, boys and girls on gender equality and the right to education of women and girls	2018 (Baseline)	0	N/A
		2018 (Milestone)	-	0
		2019 (Milestone)	-	0
		2020 (Milestone)	10	13
		2021 (Milestone)	1	1841
		2022 (Target)	10	2747

Planned Budget:
\$274.71 K



Actual Budget and Shortfall:
\$114.23 K

Shortfall: \$160.48 K





Expenses:
\$40.56 K



INDICATOR STATEMENT	YEAR	BMTS	REPORTED RESULT
SP_D_0.4.d	(Baseline)	-	N/A
Number of women accessing information, goods, resources and/or services through UNW supported platforms and programs in humanitarian and development settings (CO, HQ)	2022 (Target)	-	30777

OUTPUT IND_D_5.1.9

OUTCOME STATEMENT	INDICATOR STATEMENT	YEAR	BMTS	REPORTED RESULT
Women’s and young women’s education, entrepreneurship and vocational learning opportunities are supported and reinforced through social systems and networks	IND_D_5.1.9A	2019 (Baseline)	Existing support systems through Empowerment Hubs	N/A
	Number of peer networks for women and young women established, with UN Women’s support per country.	2018 (Milestone)	-	0
		2019 (Milestone)	-	0
		2020 (Milestone)	4	9
		2021 (Milestone)	12	1
		2022 (Target)	10	21

Actual Budget and Shortfall:
\$74.55 K

Shortfall: \$140.20 K



Expenses:
\$55.07 K




INDICATOR STATEMENT	YEAR	BMTS	REPORTED RESULT
SP_D_0.1.g	(Baseline)	-	N/A
Number of national AIDS coordinating bodies and/or national multi-sectoral HIV programmes that have strengthened capacity to integrate gender-responsive actions into national HIV strategies (CO)	2022 (Target)	-	False

INDICATOR STATEMENT	YEAR	BMTS	REPORTED RESULT
SP_D_0.4.c	(Baseline)	-	N/A
Number of women's organizations with increased capacities to deliver and/or monitor the quality of services, resources and goods for women in humanitarian and development settings (CO, HQ)	2022 (Target)	-	0

INDICATOR STATEMENT	YEAR	BMTS	REPORTED RESULT
SP_D_0.4.d	(Baseline)	-	N/A
Number of women accessing information, goods, resources and/or services through UNW supported platforms and programs in humanitarian and development settings (CO, HQ)	2022 (Target)	-	30777

INDICATOR STATEMENT	YEAR	BMTS	REPORTED RESULT
SP_D_0.5.e	(Baseline)	-	N/A
Number of women and girls, including women and girls living with and/or affected by HIV, with increased capacities to participate in public life and exercise leadership (CO, RO, HQ)	2022 (Target)	-	32

OUTPUT IND_D_5.1.10

OUTCOME STATEMENT	INDICATOR STATEMENT	YEAR	BMTS	REPORTED RESULT
Evidence-based advocacy for women's and young women's second chance education conducted with national and local policy makers. Planned Budget: \$399.63 K 	IND_D_5.1.10A	2018 (Baseline)	No	N/A
	Gender-sensitive and multi-stakeholder second chance education needs assessments identifies education barriers, solutions, gaps and opportunities for young women.	2018 (Milestone)	-	False
		2019 (Milestone)	-	True
		2020 (Milestone)	yes	True
		2021 (Milestone)	YES	True
		2022 (Target)	YES	True

Actual Budget and Shortfall:
\$432.14 K

Shortfall: \$0.00



Expenses:
\$477.77 K



INDICATOR STATEMENT	YEAR	BMTS	REPORTED RESULT
SP_D_0.1.e	(Baseline)	-	N/A
Number of partners that have increased capacities to advance gender equality and women’s empowerment through national and/or local (multi) sectoral strategies, policies and/or action plans (CO, HQ)	2022 (Target)	-	1

INDICATOR STATEMENT	YEAR	BMTS	REPORTED RESULT
SP_D_0.1.f	(Baseline)	-	N/A
Number of institutions that have increased capacities to design and implement institutional reforms/strategies/policies that promote gender equality and women's empowerment (CO)	2022 (Target)	-	1

OUTPUT IND_D_5.1.11

OUTCOME STATEMENT	INDICATOR STATEMENT	YEAR	BMTS	REPORTED RESULT
Cross sectoral legislative and policy reform supported to promote marginalized women's and young women's access to second chance education. Planned Budget: \$311.76 K	IND_D_5.1.11A	2018 (Baseline)	No	N/A
	Policy dialogues on the importance of women and young women's right to education and vocational learning undertaking, with UN Women's support	2018 (Milestone)	-	False
		2019 (Milestone)	-	False
		2020 (Milestone)	Yes	True
		2021 (Milestone)	YES	True
		2022 (Target)	YES	True

Actual Budget and Shortfall:
\$219.65 K

Shortfall: \$92.11 K



Expenses:
\$183.20 K



INDICATOR STATEMENT	YEAR	BMTS	REPORTED RESULT
SP_D_0.4.d	(Baseline)	-	N/A
Number of women accessing information, goods, resources and/or services through UNW supported platforms and programs in humanitarian and development settings (CO, HQ)	2022 (Target)	-	30777

OUTPUT IND_D_5.1.12

OUTCOME STATEMENT	INDICATOR STATEMENT	YEAR	BMTS	REPORTED RESULT
Financing frameworks are supported to translate policies and strategies into practice. Planned Budget: \$147.33 K Actual Budget and Shortfall: \$24.30 K	IND_D_5.1.12A	2018 (Baseline)	No	N/A
	Revised budgetary allocations or frameworks in favor of marginalized young women’s access to second chance education and vocational training.	2018 (Milestone)	-	False
		2019 (Milestone)	-	False
		2020 (Milestone)	Yes	True
		2021 (Milestone)	YES	True
		2022 (Target)	YES	True

Shortfall: \$123.03 K



Expenses:

\$32.38 K



INDICATOR STATEMENT	YEAR	BMTS	REPORTED RESULT
SP_D_0.4.c	(Baseline)	-	N/A
Number of women’s organizations with increased capacities to deliver and/or monitor the quality of services, resources and goods for women in humanitarian and development settings (CO, HQ)	2022 (Target)	-	0

OUTPUT IND_D_5.1.13

OUTCOME STATEMENT	INDICATOR STATEMENT	YEAR	BMTS	REPORTED RESULT
Comprehensive Programme Management including Knowledge development, sharing & communication and programme Monitoring & Evaluation	IND_D_5.1.13A	2018 (Baseline)	0	N/A
	# of knowledge products developed and shared	2018 (Milestone)	-	0
		2019 (Milestone)	-	1
		2020 (Milestone)	2	16
		2021 (Milestone)	4	4
		2022 (Target)	4	5

Planned Budget:
\$1.25 M



Actual Budget and Shortfall:
\$964.21 K

Shortfall: \$287.94 K



Expenses:
\$863.74 K



INDICATOR STATEMENT	YEAR	BMTS	REPORTED RESULT
SP_D_0.4.d	(Baseline)	-	N/A
Number of women accessing information, goods, resources and/or services through UNW supported platforms and programs in humanitarian and development settings (CO, HQ)	2022 (Target)	-	30777

OUTPUT IND_D_5.1.14

OUTCOME STATEMENT	INDICATOR STATEMENT	YEAR	BMTS	REPORTED RESULT
Enable young women to pursue and complete higher education for degree or diploma and gain employable skill	IND_D_5.1.14A	2021 (Baseline)	0	N/A
	Number of participants sensitized on gender	2021 (Milestone)	500	33639
		2022 (Milestone)	2500	1044
		2023 (Target)	5000	-

Planned Budget:
\$364.45 K



Actual Budget and Shortfall:
\$173.77 K

Shortfall: \$190.67 K



Expenses:
\$165.10 K



INDICATOR STATEMENT	YEAR	BMTS	REPORTED RESULT
IND_D_5.1.14B Number of young women granted scholarship under the project	2021 (Baseline)	0	N/A
	2021 (Milestone)	750	0
	2022 (Milestone)	750	185
	2023 (Target)	750	-

INDICATOR STATEMENT	YEAR	BMTS	REPORTED RESULT
IND_D_5.1.14C	2021 (Baseline)	0	N/A
Number of modules created under the project	2021 (Milestone)	1	1
	2022 (Target)	5	6

INDICATOR STATEMENT	YEAR	BMTS	REPORTED RESULT
IND_D_5.1.14D Number of companies' gender sensitized under the project	2021 (Baseline)	0	N/A
	2021 (Milestone)	-	0
	2022 (Milestone)	25	50
	2023 (Target)	50	-

INDICATOR STATEMENT	YEAR	BMTS	REPORTED RESULT
SP_D_0.4.d	(Baseline)	-	N/A
Number of women accessing information, goods, resources and/or services through UNW supported platforms and programs in humanitarian and development settings (CO, HQ)	2022 (Target)	-	30777

STRATEGIC NOTE OUTCOME PROGRESS NOTE

SHOWING DATA OF : **2022**

Marginalized women and young women have access to, participate in and achieve quality learning, entrepreneurship and employment outcomes through second chance education.

In 2022, UN Women provided technical assistance to the National Institute of Open Schooling (NIOS), Government of India to develop and launch of the Inclusive Education policy. The policy document recognizes the contribution of UN Women in the acknowledgement section. This policy will ensure that more women and girls are able to access NIOS to complete their formal education while bridging the current gender gap in enrolment at NIOS, which stands at 33 percent. Furthermore, it provides an opportunity and space for non-binary persons and young adults to complete their schooling or vocational courses. NIOS has a cumulative enrolment of 4.3 million during the last 5 years, therefore, the policy will have a positive effect on future learners. UN Women reviewed NIOS's existing Gender Policy and developed and submitted the revised Gender Policy along with the Gender Action Plan for its implementation for approval by NIOS. UN Women introduced employability skills curriculum in 3 Government Industrial Training Institutes, 2 Government polytechnics and 1 Government Degree college to equip over 750 young girls with employability skills for decent job and entrepreneurship opportunities.