

Country-Level Data for Kyrgyzstan country Outcome

XM-DAC-41146-KGZ_O_4

Data as of:
18 May 2024

OUTCOME KGZ_O_4 [XM-DAC-41146-KGZ_O_4](#)

Improved management of financial and human resources in pursuit of results

OUTCOME DETAILS

SDG alignment



Impact areas



Empowered people

Organizational outputs

Policy Marker

GENDER EQUALITY

Humanitarian Scope

No

UN System Function

Support functions

Outcome Description

Improved management of financial and human resources in pursuit of results

RESOURCES

\$396.01 K

Planned Budget

\$325.60 K

Actual Budget

PLANNED BUDGET



ACTUAL BUDGET AND SHORTFALL




EXPENSES



Funding Partners

Regular resources (Core):

 UN Women
\$325,598

OUTCOME INDICATOR AND RESULTS

PLAN PERIOD : 2018-2022

OUTCOME KGZ_O_4

B – Baseline M – Milestones T – Target

OUTCOME STATEMENT	INDICATOR STATEMENT	YEAR	BMTS	REPORTED RESULT
Improved management of financial and human resources in pursuit of results	SP_O_4A	(Baseline)	-	N/A
	SP O_4.1 : Rating in the Aid Transparency Tracker (Derived from QCPR indicator 25) (Shared with UNFPA) (Not for country reporting)	2018 (Milestone)	-	-
		2019 (Milestone)	-	-
		2020 (Milestone)	-	-
		2021 (Milestone)	-	-
		2023 (Target)	-	-

INDICATOR STATEMENT	YEAR	BMTS	REPORTED RESULT
SP_O_4B	(Baseline)	-	N/A
SP O_4.2: Percentage of donor reports submitted on time (Not for country reporting)	2018 (Milestone)	-	-
	2019 (Milestone)	-	-
	2020 (Milestone)	-	-
	2021 (Target)	-	-

INDICATOR STATEMENT	YEAR	BMTS	REPORTED RESULT
SP_O_4C	(Baseline)	-	N/A
SP O_4.3: Percentage of feedback received from member states on donor reports that are positive (Not for country reporting)	2018 (Milestone)	-	-
	2019 (Milestone)	-	-
	2020 (Milestone)	-	-
	2021 (Target)	-	-

INDICATOR STATEMENT	YEAR	BMTS	REPORTED RESULT
SP_O_4D	(Baseline)	-	N/A
SP O_4.4: Percentage of Country and Multi-Country Offices that have adopted and implemented common service lines in: i.Common procurement services ii. Common finance services iii. Common information, communication and technology (ICT) services iv. Common logistics services v.Common human resources services vi. Common facility services, including Common Premises (Derived from QCPR indicator 76c)(Similar to UNICEF and UNFPA)	2018 (Milestone)	-	-
	2019 (Milestone)	-	NA
	2020 (Milestone)	-	True
	2021 (Target)	-	True

INDICATOR STATEMENT	YEAR	BMTS	REPORTED RESULT
SP_O_4E	(Baseline)	-	N/A
SP O_4.5: Structured dialogue on financing with the Executive Board held annually (Derived from QCPR indicator 19)(Not for country reporting)	2018 (Milestone)	-	-
	2019 (Milestone)	-	-
	2020 (Milestone)	-	-
	2021 (Target)	-	-

INDICATOR STATEMENT	YEAR	BMTS	REPORTED RESULT
SP_O_4F	2019 (Baseline)	100	N/A
SP O_4.6: Percentage of offices which have completed training on anti-fraud and accountability (Not for country reporting)	2018 (Milestone)	-	-
	2019 (Milestone)	-	-
	2020 (Milestone)	-	-
	2021 (Target)	-	-

INDICATOR STATEMENT	YEAR	BMTS	REPORTED RESULT
SP_O_4G	(Baseline)	-	N/A
SP O_4.7: Implementation rate for regular resources (Shared with UNFPA) (Not for country reporting)	2018 (Milestone)	-	-
	2019 (Milestone)	-	-
	2020 (Milestone)	-	-
	2021 (Target)	-	-

INDICATOR STATEMENT	YEAR	BMTS	REPORTED RESULT
SP_O_4H	(Baseline)	-	N/A
SP O_4.8: Implementation rate for other resources (Not for country reporting)	2018 (Milestone)	-	-
	2019 (Milestone)	-	-
	2020 (Milestone)	-	-
	2021 (Target)	-	-

INDICATOR STATEMENT	YEAR	BMTS	REPORTED RESULT
SP_O_4I	(Baseline)	-	N/A
SP O_4.9: Percentage of Country Offices reporting on Greenhouse Gas emissions for travel and operations (Similar to UNFPA and UNICEF) (Not for country reporting)	2018 (Milestone)	-	-
	2019 (Milestone)	-	-
	2020 (Milestone)	-	-
	2021 (Target)	-	-

INDICATOR STATEMENT	YEAR	BMTS	REPORTED RESULT
SP_O_4J	2019 (Baseline)	9 weeks	N/A
SP O_4.10: Average turnover time for the identification of qualified candidates and complete recruitment (Not for country reporting)	2018 (Milestone)	-	-
	2019 (Milestone)	-	-
	2020 (Milestone)	-	-
	2021 (Target)	-	-

INDICATOR STATEMENT	YEAR	BMTS	REPORTED RESULT
SP_O_4K	(Baseline)	-	N/A
SP O_4.11: Percentage of annual performance management and development reviews completed on time (Not for country reporting)	2018 (Milestone)	-	-
	2019 (Milestone)	-	-
	2020 (Milestone)	-	-
	2021 (Target)	-	-

INDICATOR STATEMENT	YEAR	BMTS	REPORTED RESULT
SP_O_4L SP O_4.12: Percentage of staff members completing mandatory trainings (Not for country reporting)	2019 (Baseline)	85%	N/A
	2018 (Milestone)	-	-
	2019 (Milestone)	-	-
	2020 (Milestone)	-	-
	2021 (Target)	-	-

INDICATOR STATEMENT	YEAR	BMTS	REPORTED RESULT
SP_O_4M	(Baseline)	-	N/A
SP O_4.13: Percentage of internal audit recommendations implemented (Similar to UNFPA) (Not for country reporting)	2018 (Milestone)	-	-
	2019 (Milestone)	-	-
	2020 (Milestone)	-	-
	2021 (Target)	-	-

INDICATOR STATEMENT	YEAR	BMTS	REPORTED RESULT
SP_O_4N	(Baseline)	-	N/A
SP O_4.14: Percentage of external audit recommendations implemented (Similar to UNFPA) (Not for country reporting)	2018 (Milestone)	-	-
	2019 (Milestone)	-	-
	2020 (Milestone)	-	-
	2021 (Target)	-	-

INDICATOR STATEMENT	YEAR	BMTS	REPORTED RESULT
SP_O_4O	2019 (Baseline)	100	N/A
SP O_4.15: Percentage of risk units meeting Enterprise Risk Management policy and framework requirements (Not for country reporting)	2018 (Milestone)	-	-
	2019 (Milestone)	-	-
	2020 (Milestone)	-	-
	2021 (Target)	-	-

INDICATOR STATEMENT	YEAR	BMTS	REPORTED RESULT
SP_O_4P SP O_4.16: Percentage availability and uptime of corporate ICT systems (Not for country reporting)	(Baseline)	-	N/A
	2018 (Milestone)	-	-
	2019 (Milestone)	-	-
	2020 (Milestone)	-	-
	2021 (Target)	-	-

INDICATOR STATEMENT	YEAR	BMTS	REPORTED RESULT
SP_O_4Q	(Baseline)	-	N/A
SP O_4.17: Percentage of ICT platforms that fully address cyber-security issues and architecture design inputs from the ICT team (Not for country reporting)	2018 (Milestone)	-	-
	2019 (Milestone)	-	-
	2020 (Milestone)	-	-
	2021 (Target)	-	-

INDICATOR STATEMENT	YEAR	BMTS	REPORTED RESULT
SP_O_4R	2019 (Baseline)	100	N/A
SP O_4.18: Percentage of offices compliant with business continuity plans and processes (Not for country reporting)	2018 (Milestone)	-	-
	2019 (Milestone)	-	-
	2020 (Milestone)	-	-
	2021 (Target)	-	-

INDICATOR STATEMENT	YEAR	BMTS	REPORTED RESULT
SP_O_4S	(Baseline)	-	N/A
SP O_4.19: Percentage of offices compliant with UN Security Risk Management requirements (Not for country reporting)	2018 (Milestone)	-	-
	2019 (Milestone)	-	-
	2020 (Milestone)	-	-
	2021 (Target)	-	-

OUTPUT INDICATOR AND RESULTS

OUTPUT KGZ_O_4.1

OUTCOME STATEMENT	INDICATOR STATEMENT	YEAR	BMTS	REPORTED RESULT
UN Women promotes a culture of accountability, and transparency, and risk management Planned Budget: \$1.07 M 	KGZ_O_4.1A	2017 (Baseline)	100%	N/A
	Percentage of donor reports submitted on time	2018 (Milestone)	100%	100
		2019 (Milestone)	100%	100
		2020 (Milestone)	100%	100
		2021 (Milestone)	100%	100
		2022 (Target)	100%	100

Actual Budget and Shortfall:
\$1.04 M

Shortfall: \$32.24 K



Expenses:
\$959.05 K






INDICATOR STATEMENT	YEAR	BMTS	REPORTED RESULT
KGZ_O_4.1B Number of staff trained on anti-fraud and accountability	2017 (Baseline)	100%	N/A
	2018 (Milestone)	100%	100
	2019 (Milestone)	100%	100
	2020 (Milestone)	100%	100
	2021 (Milestone)	100%	100
	2022 (Target)	100%	3

INDICATOR STATEMENT	YEAR	BMTS	REPORTED RESULT
KGZ_O_4.1C Percentage of external audit recommendations implemented	2017 (Baseline)	100%	N/A
	2018 (Milestone)	100%	100
	2019 (Milestone)	100%	0
	2020 (Milestone)	100%	0
	2021 (Milestone)	100%	100
	2022 (Target)	100%	100

INDICATOR STATEMENT	YEAR	BMTS	REPORTED RESULT
KGZ_O_4.1D Percentage of enterprise Risk Management policy and framework requirements met	2017 (Baseline)	100%	N/A
	2018 (Milestone)	100%	100
	2019 (Milestone)	100%	0
	2020 (Milestone)	100%	100
	2021 (Milestone)	100%	100
	2022 (Target)	100%	100

INDICATOR STATEMENT	YEAR	BMTS	REPORTED RESULT
KGZ_O_4.1E	2020 (Baseline)	100	N/A
Secure ICT systems in place to manage resources and deliver results	2020 (Milestone)	100	99%
	2021 (Milestone)	-	100
	2022 (Target)	-	100

OUTPUT KGZ_O_4.2

OUTCOME STATEMENT	INDICATOR STATEMENT	YEAR	BMTS	REPORTED RESULT
UN Women has sufficient human resources and capacities to deliver results Planned Budget: \$233.77 K  Actual Budget and Shortfall: \$187.71 K Shortfall: \$46.06 K  Expenses: \$204.67 K 	KGZ_O_4.2A Average turnover time for the identification of qualified candidates and complete recruitment	2016 (Baseline)	1 month	N/A
		2018 (Milestone)	1 month	1 month
		2019 (Milestone)	1 month	2 months
		2020 (Milestone)	1 month	12 weeks
		2021 (Milestone)	1 month	1 month
		2022 (Target)	1 month	1 month

INDICATOR STATEMENT	YEAR	BMTS	REPORTED RESULT
KGZ_O_4.2B Percentage of annual performance management and development reviews completed on time	2016 (Baseline)	100%	N/A
	2018 (Milestone)	100%	100
	2019 (Milestone)	100%	100
	2020 (Milestone)	100%	84
	2021 (Milestone)	100%	100
	2022 (Target)	100%	100

INDICATOR STATEMENT	YEAR	BMTS	REPORTED RESULT
KGZ_O_4.2C	2016 (Baseline)	90%	N/A
Percentage of staff members completing mandatory trainings	2018 (Milestone)	100%	100
	2019 (Milestone)	100%	87
	2020 (Milestone)	100%	98
	2021 (Milestone)	100%	100
	2022 (Target)	100%	100

OUTPUT KGZ_O_4.3

OUTCOME STATEMENT	INDICATOR STATEMENT	YEAR	BMTS	REPORTED RESULT
UN Women has up-to-date and secure ICT systems in place to manage resources and deliver results Planned Budget: \$400.88 K	KGZ_O_4.3A	2017 (Baseline)	40%	N/A
	Percentage of staff effectively using OneDrive for document management	2018 (Milestone)	100%	50
		2019 (Milestone)	80%	100
		2020 (Milestone)	100%	100
		2021 (Milestone)	100%	70
		2022 (Target)	100%	100

Actual Budget and Shortfall:
\$164.51 K

Shortfall: \$236.38 K



Expenses:
\$171.03 K



INDICATOR STATEMENT	YEAR	BMTS	REPORTED RESULT
KGZ_O_4.3B Secure ICT systems in place to manage resources and deliver results	2017 (Baseline)	8000	N/A
	2018 (Milestone)	10000	True
	2019 (Milestone)	10000	True
	2020 (Milestone)	-	False
	2021 (Milestone)	-	True
	2022 (Target)	-	True

STRATEGIC NOTE OUTCOME PROGRESS NOTE

SHOWING DATA OF : 2022

Improved management of financial and human resources in pursuit of results

During the reporting period the operations unit was providing extensive support to timely and effective implementation of program/project plans. Regular financial updates and required advisory services were rendered on as needed. With participation of the entire country office team SOPs were developed for all areas of operations to facilitate effective finance, procuremetn and hr services to program. On-demand training sessions were conducted for TJK and KGZ offices. Throughout the year the operations unit closely monitored the quality and timelines of all recruitments.