

Country-Level Data for Americas & the Caribbean RO country Outcome XM-DAC-41146-LAC_O_2

Data as of:
18 May 2024

OUTCOME LAC_O_2 [XM-DAC-41146-LAC_O_2](#)

High-end thematic advisory services and technical assistance to country teams are delivered for more effective programmes

OUTCOME DETAILS

SDG alignment



Impact areas



Products, services and processes

Organizational outputs

Policy Marker

GENDER EQUALITY

Humanitarian Scope

No

UN System Function

Advocacy, communications and social mobilization

Capacity development and technical assistance

Comprehensive and disaggregated data (discontinued)

Outcome Description

High-end thematic advisory services and technical assistance to country teams are delivered for more effective programmes

Integrated Normative Support (in the context of operational activities)

Integrated policy advice and thought leadership

Support functions

RESOURCES

\$3.31 M

Planned Budget

\$1.57 M

Actual Budget

PLANNED BUDGET

ACTUAL BUDGET AND SHORTFALL

EXPENSES




Funding Partners

Regular resources (Core):


 UN Women
\$600,619

Other resources (Non-Core)/ Funding Partners:


 MPTF-UN COVID-19 Response
\$64,727


 Intendencia de Montevideo,
Uruguay \$24,917

 European Commission \$40,939



 City Government of Canelones,
Uruguay (Gobierno de
Canelones) \$40,971

 Norway \$99,083

 Multi-Partner Trust Fund Office
\$160,440

 Multi-Partner Trust Fund Office
\$217,442

 Panama \$286,910

 World Food Programme (WFP)  Sweden \$32,400
\$5,093

TOTAL OTHER RESOURCES (NON-CORE)
\$972,923

OUTCOME LAC_O_2

B – Baseline M – Milestones T – Target

| OUTCOME STATEMENT | INDICATOR STATEMENT | YEAR | BMTS | REPORTED RESULT |
|---|---|------------------|------|-----------------|
| High-end thematic advisory services and technical assistance to country teams are delivered for more effective programmes | SP_O_3A | (Baseline) | - | N/A |
| | SP O_3.1: Number of initiatives implemented in partnership with the private sector to scale up innovations that address the challenges faced by women and girls (Not for country reporting) | 2019 (Milestone) | - | - |
| | | 2020 (Milestone) | - | - |
| | | 2021 (Target) | - | - |

| INDICATOR STATEMENT | YEAR | BMTS | REPORTED RESULT |
|---|------------------|------|-----------------|
| SP_O_3B | (Baseline) | - | N/A |
| SP O_3.2: Number of UN-Women offices and units that pilot or scale up digital innovations (Not for country reporting) | 2019 (Milestone) | - | - |
| | 2020 (Milestone) | - | - |
| | 2021 (Target) | - | - |

| INDICATOR STATEMENT | YEAR | BMTS | REPORTED RESULT |
|--|------------------|------|-----------------|
| SP_O_3C | 2020 (Baseline) | 1 | N/A |
| SP O_3.3: Percentage of UN-Women field offices indicating that UN-Women has undertaken activities in the country to support south-south, north-south or triangular cooperation (Derived from QCPR indicator 43d) (Similar to UNICEF) | 2019 (Milestone) | - | 75 |
| | 2020 (Milestone) | - | 1 |
| | 2021 (Target) | TBD | 1 |

| INDICATOR STATEMENT | YEAR | BMTS | REPORTED RESULT |
|--|------------------|------|-----------------|
| SP_O_3D | 2020 (Baseline) | 4 | N/A |
| SP O_3.4: Number of countries that have a UN-Women-led national gender equality profile based on gender data sets available, disaggregated by relevant characteristics | 2019 (Milestone) | - | 25 |
| | 2020 (Milestone) | - | 1 |
| | 2021 (Target) | +4 | 0 |

| INDICATOR STATEMENT | YEAR | BMTS | REPORTED RESULT |
|---|------------------|------|-----------------|
| SP_O_3E | (Baseline) | - | N/A |
| SP O_3.5: Number of participants trained on gender-equality related topics via the Training Centre, disaggregated by sex and type of organization (Not for country reporting) | 2019 (Milestone) | - | - |
| | 2020 (Milestone) | - | - |
| | 2021 (Target) | - | - |

| INDICATOR STATEMENT | YEAR | BMTS | REPORTED RESULT |
|--|------------------|------|-----------------|
| SP_O_3F | 2020 (Baseline) | 10 | N/A |
| SP O_3.6: Number of thematic communities of practice with systems for capturing, storing and sharing knowledge | 2019 (Milestone) | - | 4 |
| | 2020 (Milestone) | - | 14 |
| | 2021 (Target) | +5 | 3 |

| INDICATOR STATEMENT | YEAR | BMTS | REPORTED RESULT |
|--|------------------|------|-----------------|
| SP_O_3G | (Baseline) | - | N/A |
| SP O_3.7: a. Number of citations of UN-Women's global reports (Progress of the World 's Women, World Survey on the Role of Women in Development, SDGs and Gender Report) (Not for country reporting) | 2019 (Milestone) | - | - |
| | 2020 (Milestone) | - | - |
| | 2021 (Target) | - | - |

| INDICATOR STATEMENT | YEAR | BMTS | REPORTED RESULT |
|---|------------------|------|-----------------|
| SP_O_3H | (Baseline) | - | N/A |
| SP O_3.7: b. Number of downloads of UN-Women's knowledge products (Not for country reporting) | 2019 (Milestone) | - | - |
| | 2020 (Milestone) | - | - |
| | 2021 (Target) | - | - |

| INDICATOR STATEMENT | YEAR | BMTS | REPORTED RESULT |
|--|------------------|------|-----------------|
| SP_O_3I | (Baseline) | - | N/A |
| SP O_3.8: Percentage of Strategic Notes and Annual Reports that meet quality standards in results-based management (Not for country reporting) | 2019 (Milestone) | - | 85% |
| | 2020 (Milestone) | - | - |
| | 2021 (Target) | - | - |

| INDICATOR STATEMENT | YEAR | BMTS | REPORTED RESULT |
|---|------------------|------|-----------------|
| SP_O_3J | (Baseline) | - | N/A |
| SP O_3.9: Percentage of programme staff trained on results based management (Not for country reporting) | 2019 (Milestone) | - | - |
| | 2020 (Milestone) | - | - |
| | 2021 (Target) | - | - |


| INDICATOR STATEMENT | YEAR | BMTS | REPORTED RESULT |
|--|------------------|------|-----------------|
| SP_O_3K | (Baseline) | - | N/A |
| SP O_3.10: Percentage of planned evaluations being conducted (Similar to UNICEF and UNFPA) (Not for country reporting) | 2019 (Milestone) | - | - |
| | 2020 (Milestone) | - | - |
| | 2021 (Target) | - | - |

| INDICATOR STATEMENT | YEAR | BMTS | REPORTED RESULT |
|---|------------------|------|-----------------|
| SP_O_3L | (Baseline) | - | N/A |
| SP O_3.II: Percentage of evaluations rated "good and above" (Similar to UNICEF and UNFPA) (Not for country reporting) | 2019 (Milestone) | - | - |
| | 2020 (Milestone) | - | - |
| | 2021 (Target) | - | - |

| INDICATOR STATEMENT | YEAR | BMTS | REPORTED RESULT |
|--|---------------|------|-----------------|
| SP_O_5B | (Baseline) | - | N/A |
| Percentage of evaluations rated "good and above" (Desk Review) | 2022 (Target) | - | - |

OUTPUT INDICATOR AND RESULTS

OUTPUT LAC_O_2.1

| OUTCOME STATEMENT | INDICATOR STATEMENT | YEAR | BMTS | REPORTED RESULT |
|---|--|------------------|------|-----------------|
| Results based management and evaluation capacities are strengthened and all teams in the region integrate its principles Planned Budget: \$578.90 K  | LAC_O_2.1A % of Strategic Notes and Annual reports that meet quality standards in RBM | 2016 (Baseline) | 60 | N/A |
| | | 2019 (Milestone) | 90 | 85 |
| | | 2020 (Milestone) | 90 | 85% |
| | | 2021 (Milestone) | 100 | 88.5% |
| | | 2022 (Target) | 100 | 88.5 |

Actual Budget and Shortfall:
\$484.60 K

Shortfall: \$94.30 K



Expenses:
\$288.61 K



| INDICATOR STATEMENT | YEAR | BMTS | REPORTED RESULT |
|--|-----------------|------|-----------------|
| LAC_O_2.1B | 2015 (Baseline) | 90 | N/A |
| % of countries that effectively monitor progress towards achievement of their targets on a quarterly basis | | | |


| INDICATOR STATEMENT | YEAR | BMTS | REPORTED RESULT |
|--|------------------|------|-----------------|
| LAC_O_2.1C | 2017 (Baseline) | 60 | N/A |
| Percentage of programme staff trained on results based management (trainings) as a result of ACRO's technical support. | 2019 (Milestone) | 70 | 60 |
| | 2020 (Milestone) | 70 | 60% |
| | 2021 (Milestone) | 70 | 16% |
| | 2022 (Target) | 70 | 17.7 |

| INDICATOR STATEMENT | YEAR | BMTS | REPORTED RESULT |
|--|------------------|------|-----------------|
| LAC_O_2.ID Percentage of regional and field level evaluations rated "satisfactory and above". | 2016 (Baseline) | 100 | N/A |
| | 2019 (Milestone) | 100 | 86 |
| | 2020 (Milestone) | 100 | 100% |
| | 2021 (Milestone) | 100 | 100 |
| | 2022 (Target) | 100 | 100 |

| INDICATOR STATEMENT | YEAR | BMTS | REPORTED RESULT |
|--|------------------|------|-----------------|
| LAC_O_2.IE | 2016 (Baseline) | 80 | N/A |
| Percentage of planned evaluations being conducted. | 2019 (Milestone) | 80 | 74 |
| | 2020 (Milestone) | 80 | 100% |
| | 2021 (Milestone) | 85 | 87 |
| | 2022 (Target) | 85 | 100 |

| INDICATOR STATEMENT | YEAR | BMTS | REPORTED RESULT |
|--|------------------|------|-----------------|
| LAC_O_2.1F | 2017 (Baseline) | 5 | N/A |
| Number of National M&E Systems that strengthen inclusion of GEEW as a result of UNW's technical assistance | 2019 (Milestone) | 2 | 1 |
| | 2020 (Milestone) | 2 | 1 |
| | 2021 (Milestone) | 4 | 4 |
| | 2022 (Target) | 4 | 4 |

OUTPUT LAC_O_2.3

| OUTCOME STATEMENT | INDICATOR STATEMENT | YEAR | BMTS | REPORTED RESULT |
|--|--|------------------|------|-----------------|
| Enhanced knowledge management and innovation for programmatic excellence Planned Budget: \$445.78 K  | LAC_O_2.3A | 2015 (Baseline) | 1.1 | N/A |
| | % of programme budget earmarked for evaluation | 2019 (Milestone) | +1 | 1 |
| | | 2020 (Milestone) | +1 | 4 |
| | | 2021 (Milestone) | +3 | 3 |
| | | 2022 (Target) | +3 | 6 |

Actual Budget and Shortfall:

\$787.59 K

Shortfall: \$0.00



Expenses:

\$507.08 K



| INDICATOR STATEMENT | YEAR | BMTS | REPORTED RESULT |
|--|------------------|------|-----------------|
| LAC_O_2.3B | 2015 (Baseline) | 100 | N/A |
| % of evaluations completed have a management response within 6 weeks | 2019 (Milestone) | +1 | 1 |
| | 2020 (Milestone) | +1 | 15 |
| | 2021 (Milestone) | +3 | 13 |
| | 2022 (Target) | +3 | 11 |

| INDICATOR STATEMENT | YEAR | BMTS | REPORTED RESULT |
|---|------------------|------|-----------------|
| LAC_O_2.3C | 2015 (Baseline) | 1 | N/A |
| Number of regional evaluations completed during the SN period | 2019 (Milestone) | +1 | 4 |
| | 2020 (Milestone) | +3 | 12 |
| | 2021 (Milestone) | 4 | 14 |
| | 2022 (Target) | 4 | 15 |

| INDICATOR STATEMENT | YEAR | BMTS | REPORTED RESULT |
|---|------------------|----------------------|-----------------|
| LAC_O_2.3D | 2017 (Baseline) | NO | N/A |
| Regional knowledge strategy disseminated and implementation started | 2019 (Milestone) | 2017 downloads + 10% | 8 |
| | 2020 (Milestone) | 2019 downloads + 10% | 10% |
| | 2021 (Milestone) | 2020 downloads + 10% | 10.4% |
| | 2022 (Target) | 2021 downloads + 10% | 100 |

| INDICATOR STATEMENT | YEAR | BMTS | REPORTED RESULT |
|--|------------------|------|-----------------|
| LAC_O_2.3E Percentage of country offices that rate the thematic advisory services and technical assistance from ACRO, on yearly basis, satisfactory or above. | 2018 (Baseline) | TBC | N/A |
| | 2019 (Milestone) | 70 | 73 |
| | 2020 (Milestone) | 70 | 67% |
| | 2021 (Milestone) | 70 | 70 |
| | 2022 (Target) | 70 | - |

| INDICATOR STATEMENT | YEAR | BMTS | REPORTED RESULT |
|---|------------------|------|-----------------|
| LAC_O_2.3F | 2018 (Baseline) | TBC | N/A |
| Percentage of PPOs that rate the thematic advisory services and technical assistance from ACRO, on yearly basis, satisfactory or above. | 2019 (Milestone) | 80 | 75 |
| | 2020 (Milestone) | 80 | 67% |
| | 2021 (Milestone) | 80 | 70 |
| | 2022 (Target) | 80 | 0 |

| INDICATOR STATEMENT | YEAR | BMTS | REPORTED RESULT |
|---|------------------|------|-----------------|
| LAC_O_2.3G | 2018 (Baseline) | 1 | N/A |
| Number of country offices that undertake public policy costing at Government's request in one of the thematic areas prioritized by the LAC action model for efficiency and sustainability | 2019 (Milestone) | +2 | 0 |
| | 2021 (Target) | +6 | - |

| INDICATOR STATEMENT | YEAR | BMTS | REPORTED RESULT |
|--|------------------|---|-----------------|
| LAC_O_2.3H | 2018 (Baseline) | NO | N/A |
| UNW LAC knowledge management platform (internal and external) established in line with corporate KM strategy | 2019 (Milestone) | YES internal established in sharepoint | True |
| | 2020 (Milestone) | YES internal and external platform set up and functioning | True |
| | 2021 (Milestone) | YES internal and external platform set up and functioning | True |
| | 2022 (Target) | YES internal and external platform set up and functioning | True |

| INDICATOR STATEMENT | YEAR | | BMTS | REPORTED RESULT |
|--|------------------|---|------|-----------------|
| LAC_O_2.3I | 2018 (Baseline) | | NO | N/A |
| UNW LAC knowledge management platform (internal and external) established in line with corporate KM strategy | 2019 (Milestone) | YES Internal platform set up in sharepoint | | True |
| | 2020 (Milestone) | YES internal and external platform set up and updated | | True |
| | 2021 (Milestone) | YES internal and external platform set up and update | | True |
| | 2022 (Target) | YES internal and external platform set up and updated | | True |

| INDICATOR STATEMENT | YEAR | BMTS | REPORTED RESULT |
|--|------------------|------|-----------------|
| LAC_O_2.3J | 2018 (Baseline) | 0 | N/A |
| Number of women involved and using the leadership training webinar series in LAC | 2019 (Milestone) | 500 | 1972 |
| | 2020 (Milestone) | 1000 | - |
| | 2021 (Target) | 1500 | - |

OUTPUT LAC_O_2.5

| OUTCOME STATEMENT | INDICATOR STATEMENT | YEAR | BMTS | REPORTED RESULT |
|--|---|------------------|------|-----------------|
| More effective programmes related to women leadership and participation in governance systems are implemented by field offices Planned Budget: \$810.86 K | LAC_O_2.5A | 2018 (Baseline) | 4 | N/A |
| | Number of countries in LAC that take legal and policy actions to implement the normative framework towards Parity Democracy with ACRO's support | 2019 (Milestone) | +2 | 0 |
| | | 2020 (Milestone) | +2 | 2 |
| | | 2021 (Milestone) | +2 | - |

Actual Budget and Shortfall:

\$471.44 K

Shortfall: \$339.42 K

Expenses:

\$442.07 K



| INDICATOR STATEMENT | YEAR | BMTS | REPORTED RESULT |
|---|------------------|------|-----------------|
| LAC_O_2.5B | 2017 (Baseline) | 8 | N/A |
| Number of countries that receive technical assistance from ACRO for the implementation of the regional ATENEA joint project to accelerate women's political participation with UNDP | 2019 (Milestone) | - | 4 |
| | 2020 (Milestone) | +2 | 8 |
| | 2021 (Milestone) | +5 | 12 |
| | 2022 (Target) | +14 | 12 |

| INDICATOR STATEMENT | YEAR | BMTS | REPORTED RESULT |
|--|------------------|------|-----------------|
| LAC_O_2.5C | 2018 (Baseline) | 1 | N/A |
| Number of regional political/parliamentary fora sensitized about the Normative Framework on Parity Democracy with ACRO's support | 2019 (Milestone) | +1 | 2 |
| | 2020 (Milestone) | +1 | 10 |
| | 2021 (Milestone) | +9 | 11 |
| | 2022 (Target) | +8 | 7 |


| INDICATOR STATEMENT | YEAR | BMTS | REPORTED RESULT |
|---|------------------|------|-----------------|
| LAC_O_2.5D | 2017 (Baseline) | 0 | N/A |
| Number of countries that count with studies on Parity Democracy at local level with ACRO's technical assistance | 2019 (Milestone) | - | 1 |
| | 2020 (Milestone) | +4 | 4 |
| | 2021 (Milestone) | +5 | 4 |
| | 2022 (Target) | +4 | 4 |

| INDICATOR STATEMENT | YEAR | BMTS | REPORTED RESULT |
|--|------------------|------|-----------------|
| LAC_O_2.5E | 2017 (Baseline) | 1 | N/A |
| Number of initiatives developed and/or being implemented to monitor and prevent violence against women in politics, with ACRO's support. | 2019 (Milestone) | +2 | 13 |
| | 2020 (Milestone) | +2 | 125 |
| | 2021 (Target) | +2 | - |

| INDICATOR STATEMENT | YEAR | BMTS | REPORTED RESULT |
|--|-----------------|------|-----------------|
| LAC_O_2.5F | 2018 (Baseline) | 2 | N/A |
| Number of country offices that receive, on annual basis, support by ACRO on gender statistics for evidence-based decision making and gender-responsive SDG implementation. | 2020 (Target) | +2 | 7 |

| INDICATOR STATEMENT | YEAR | BMTS | REPORTED RESULT |
|--|------------------|------|-----------------|
| LAC_O_2.5G | 2018 (Baseline) | 0 | N/A |
| Number of south-south cooperation opportunities promoted by ACRO in the region to promote SDGs' implementation, monitoring and reporting | 2020 (Milestone) | +2 | 8 |
| | 2021 (Target) | +2 | - |

OUTPUT LAC_O_2.6

| OUTCOME STATEMENT | INDICATOR STATEMENT | YEAR | BMTS | REPORTED RESULT |
|--|---|------------------|------|-----------------|
| <p>More effective programmes to enhance women's income security, decent work and economic autonomy are implemented by field offices</p> <p>Planned Budget: \$329.69 K</p>  | LAC_O_2.6A | 2017 (Baseline) | 2 | N/A |
| | Number of national and regional debates about gender responsive economic policies plans and budgets, decent work, social protection and care economy from a gender equality perspective carried out with ACRO's support | 2019 (Milestone) | +2 | 23 |
| | | 2020 (Milestone) | +3 | 48 |
| | | 2021 (Milestone) | +3 | 30 |
| | | 2022 (Target) | +3 | 47 |

Actual Budget and Shortfall:
\$362.99 K

Shortfall: \$0.00

Expenses:

\$338.46 K



| INDICATOR STATEMENT | YEAR | BMTS | REPORTED RESULT |
|--|------------------|------|-----------------|
| LAC_O_2.6B | 2017 (Baseline) | 0 | N/A |
| Number of policy makers, civil society and business leaders as well as public and private institutions engaged in the promotion of women's economic empowerment with the support of ACRO | 2019 (Milestone) | +30 | |
| | 2020 (Milestone) | +30 | 35 |
| | 2021 (Milestone) | +40 | 1094 |
| | 2022 (Target) | +40 | 885 |

| INDICATOR STATEMENT | YEAR | BMTS | REPORTED RESULT |
|---|------------------|------|-----------------|
| LAC_O_2.6C | 2017 (Baseline) | 2 | N/A |
| Number of legislative measures, programmes and policy interventions to enhance women's income security, decent work and economic autonomy supported by UNW field offices with ACRO's technical assistance | 2019 (Milestone) | +2 | 11 |
| | 2020 (Milestone) | +2 | 13 |
| | 2021 (Milestone) | +3 | 14 |
| | 2022 (Target) | +3 | 14 |

| INDICATOR STATEMENT | YEAR | BMTS | REPORTED RESULT |
|---|------------------|------|-----------------|
| LAC_O_2.6D | 2017 (Baseline) | 8 | N/A |
| Number of knowledge products and policy papers produced on gender responsive economic policies plans and budgets, decent work, social protection and care economy from a gender equality perspective that are uploaded on the UNW KM platform (internal and external) | 2019 (Milestone) | +2 | 4 |
| | 2020 (Milestone) | +3 | 24 |
| | 2021 (Milestone) | +3 | 5 |
| | 2022 (Target) | +3 | 17 |

| INDICATOR STATEMENT | YEAR | BMTS | REPORTED RESULT |
|---|-----------------|------|-----------------|
| LAC_O_2.6E | 2022 (Baseline) | 89K | N/A |
| Number of shared content (tweets, posts, images, video, statements, media mentions, etc) in social media in Facebook, Twitter, Instagram (saved) and LinkedIn | | | |

OUTPUT LAC_O_2.7

| OUTCOME STATEMENT | INDICATOR STATEMENT | YEAR | BMTS | REPORTED RESULT |
|--|--|------------------|------|-----------------|
| More effective programmes aiming at eliminating all forms of violence against women and girls are implemented by field offices | LAC_O_2.7A | 2018 (Baseline) | 6 | N/A |
| | Number of countries that scale up or start new programming related to child marriage and early unions, safe cities, and girls' empowerment through sports with ACRO's technical assistance | 2019 (Milestone) | +2 | 0 |
| | | 2020 (Milestone) | +2 | 1 |
| | | 2021 (Milestone) | +2 | 1 |
| | | 2022 (Target) | +2 | 0 |

Planned Budget:
\$300.00 K

Actual Budget and Shortfall:
\$405.89 K

Shortfall: \$0.00

Expenses:

\$330.43 K



| INDICATOR STATEMENT | YEAR | BMTS | REPORTED RESULT |
|---|------------------|------|-----------------|
| LAC_O_2.7B | 2018 (Baseline) | 1 | N/A |
| Number of knowledge products and policy papers produced with ACRO's technical assistance on EVAW programming related to child marriage and early unions, safe cities and girls' empowerment through sports that are uploaded on the UNW KM platform (internal and external) | 2019 (Milestone) | +1 | 0 |
| | 2020 (Milestone) | +1 | 6 |
| | 2021 (Milestone) | 2 | 1 |
| | 2022 (Target) | +2 | 2 |

OUTPUT LAC_O_2.8

| OUTCOME STATEMENT | INDICATOR STATEMENT | YEAR | BMTS | REPORTED RESULT |
|--|---|------------------|------|-----------------|
| More effective programmes increase women's influence in sustaining peace and preventing conflicts by field offices | LAC_O_2.8A | 2018 (Baseline) | 3 | N/A |
| | Number of COs/PPs supported by ACRO that have increased their programmatic portfolio on peacebuilding and sustaining peace. | 2019 (Milestone) | +3 | 5 |
| | | 2020 (Milestone) | +3 | 7 |
| | | 2021 (Milestone) | +3 | 6 |
| | | 2022 (Target) | 5 | 5 |

Planned Budget:
\$412.32 K



Actual Budget and Shortfall:
\$367.23 K

Shortfall: \$45.09 K





Expenses:
\$288.36 K



| INDICATOR STATEMENT | YEAR | BMTS | REPORTED RESULT |
|--|------------------|------|-----------------|
| LAC_O_2.8B | 2017 (Baseline) | 0 | N/A |
| Number of civil society organizations, networks and women leaders directly supported by ACRO to influence peace processes, participate in political or social dialogues or deal with the effect of organized crime and mixed migration flows | 2019 (Milestone) | +2 | 20 |
| | 2020 (Milestone) | +2 | 30 |
| | 2021 (Milestone) | +3 | 3 |
| | 2022 (Target) | 10 | 3 |

| INDICATOR STATEMENT | YEAR | | BMTS | REPORTED RESULT |
|--|------------------|--|--------------|-----------------|
| LAC_O_2.8G | 2018 (Baseline) | | NO | N/A |
| Roll out and implementation of the Protocole for the protection of human rights defenders (La Esperanza) | 2019 (Milestone) | | YES Roll out | False |
| | 2020 (Milestone) | YES and implementation in one country | | True |
| | 2021 (Milestone) | YES and implementation in a second country | | True |
| | 2022 (Target) | YES and implementation | | True |

OUTPUT LAC_O_2.9

| OUTCOME STATEMENT | INDICATOR STATEMENT | YEAR | | BMTS | REPORTED RESULT |
|--|--|------------------|--|------|-----------------|
| More effective programmes on in gender inequality of risk and in women's leadership, empowerment, access and protection in crisis response are implemented by UNW offices in LAC Planned Budget: \$391.79 K | LAC_O_2.9A | 2018 (Baseline) | | 1 | N/A |
| | Number of strategies, guidance and tools developed by ACRO to support programmatic growth on GIR and humanitarian response in UNW country offices that are uploaded on the UNW KM platform (internal and external) | 2019 (Milestone) | | +1 | 2 |
| | | 2020 (Milestone) | | +1 | 4 |
| | | 2021 (Milestone) | | +1 | 2 |
| | | 2022 (Target) | | 5 | 5 |

Actual Budget and Shortfall:

\$448.64 K

Shortfall: \$0.00



Expenses:
\$449.48 K



OUTPUT LAC_O_2.10

| OUTCOME STATEMENT | INDICATOR STATEMENT | YEAR | BMTS | REPORTED RESULT |
|---|--|------------------|------|-----------------|
| Cooperation agreement with the Government of Panama and implementation of the UNSDCF supported. | LAC_O_2.9B | 2017 (Baseline) | 0 | N/A |
| | Number of countries supported by ACRO having undertaken gender-sensitive disaster risk assessments, using sex-disaggregated data | 2019 (Milestone) | +1 | 1 |
| | | 2020 (Milestone) | +1 | 2 |
| | | 2021 (Milestone) | +1 | 1 |
| | | 2022 (Target) | 3 | 1 |
| Planned Budget: \$477.78 K | LAC_O_2.10A | 2021 (Baseline) | No | N/A |
| | Panama's COVID-19 analysis and recovery plan on the economic impact on women prepared. | 2021 (Milestone) | Yes | True |
| | | 2022 (Target) | Yes | True |



Actual Budget and Shortfall:
\$387.29 K

Shortfall: \$90.49 K



Expenses:
\$315.99 K



| INDICATOR STATEMENT | YEAR | BMTS | REPORTED RESULT |
|---|------------------|------|-----------------|
| LAC_O_2.10B | 2021 (Baseline) | No | N/A |
| Panama's online system of gender statistics operating from a digital platform and accessible to users | 2021 (Milestone) | Yes | True |
| | 2022 (Target) | yes | True |

| INDICATOR STATEMENT | YEAR | BMTS | REPORTED RESULT |
|--|------------------|------|-----------------|
| LAC_O_2.10C | 2021 (Baseline) | No | N/A |
| Mapping and costing of the comprehensive care system in Panama developed | 2021 (Milestone) | Yes | True |
| | 2022 (Target) | Yes | True |

OUTPUT LAC_O_2.11

| OUTCOME STATEMENT | INDICATOR STATEMENT | YEAR | BMTS | REPORTED RESULT |
|--|--|-----------------|------|-----------------|
| Contribution to key gender equality and women-empowerment related outcomes outlined in the Uruguay UNSDCF 2021–25. | LAC_O_2.11A | 2021 (Baseline) | 0 | N/A |
| | Number of active instruments for financing development projects. | 2022 (Target) | 1 | 1 |

Planned Budget:

\$2.07 M



Actual Budget and Shortfall:

\$555.44 K

Shortfall: \$1.51 M



Expenses:

\$159.99 K



| INDICATOR STATEMENT | YEAR | BMTS | REPORTED RESULT |
|---|-----------------|------|-----------------|
| LAC_O_2.11B | 2021 (Baseline) | 0 | N/A |
| Number of programs financed by these instruments aimed at reducing gender gaps and / or empowering women. | 2022 (Target) | 1 | 2 |

| INDICATOR STATEMENT | YEAR | BMTS | REPORTED RESULT |
|---|-----------------|------|-----------------|
| LAC_O_2.11C | 2021 (Baseline) | 0 | N/A |
| Increase in number of women in managerial positions in REIF investee companies at the time of JP closing relative to those at time of origination | 2022 (Target) | 0 | 0 |

| INDICATOR STATEMENT | YEAR | BMTS | REPORTED RESULT |
|--|-----------------|------|-----------------|
| LAC_O_2.11D | 2021 (Baseline) | 0 | N/A |
| Development and piloting of a new socioeducational and labour programme within the institutional offer is targeted exclusively for vulnerable women. | 2022 (Target) | 1 | 1 |

| INDICATOR STATEMENT | YEAR | BMTS | REPORTED RESULT |
|--|-----------------|------|-----------------|
| LAC_O_2.11E | 2013 (Baseline) | 35 | N/A |
| Percentage of time women spend in paid and unpaid work relative to men, based on the National Time Use Survey. | 2022 (Target) | 35 | 0 |

| INDICATOR STATEMENT | YEAR | BMTS | REPORTED RESULT |
|--|-----------------|------|-----------------|
| LAC_O_2.11F | 2021 (Baseline) | 0 | N/A |
| Number of institutions with strengthened capacities to improve the provision of essential services, goods and/or resources for women | 2022 (Target) | 10 | 8 |

| INDICATOR STATEMENT | YEAR | BMTS | REPORTED RESULT |
|---------------------------------|-----------------|------|-----------------|
| LAC_O_2.IIG | 2021 (Baseline) | 1.5 | N/A |
| Femicide rate per 100,000 women | 2022 (Target) | 1.5 | 1.5 |

| INDICATOR STATEMENT | YEAR | BMTS | REPORTED RESULT |
|--|-----------------|------|-----------------|
| LAC_O_2.11H | 2019 (Baseline) | 21.1 | N/A |
| Percentage of women who experienced situations of gender-based violence in public spaces in the last twelve months or throughout their lives | 2022 (Target) | 21.1 | 54.4 |

| INDICATOR STATEMENT | YEAR | BMTS | REPORTED RESULT |
|--|-----------------|------|-----------------|
| LAC_O_2.III | 2018 (Baseline) | 0.38 | N/A |
| Percentage of adolescents and young women (aged 14-35) who state that at some time in their life they felt fear of suffering a sexual attack | 2022 (Target) | 0 | 38 |

STRATEGIC NOTE OUTCOME PROGRESS NOTE

SHOWING DATA OF : **2022**

High-end thematic advisory services and technical assistance to country teams are delivered for more effective programmes

During 2022, ACRO has been actively engaged in oversight and quality assurance to country teams to ensure delivery of more effective programmes. ACRO has prioritized having key standardized programme approaches in order to guarantee high-end thematic advisory services and technical assistance to country teams (please see document attached). For this purpose, ACRO has provided support to Country Offices through the following advisory services and technical assistance:

- Networking approach: Mutual support arrangements across the region on ad hoc basis and collaboration through operational and programmatic Task Teams and CoPs through Teams and other channels
- Innovations: Jointly identify new trends and possible innovations to scale up results using design thinking and behavioral science tools
- Programmatic advice and support: Programmatic advice and support, including high-level retainer contracts for advisors to standardize regional work on care, GBV, EAW, WPSH
- Operational support: Support in operations, oversight, project cycle management and CM
- In-house training: Implement in-house training series for COs (needs-based)
- Coordination: Share information and lessons learned from UN Reform and work with UNCTs and partners at country level, accompaniment to negotiations with RCs and high-level partners
- Coach and mediation: Coach and mediate in sensitive situations or emerging conflicts related to projects, partners, and people management
- RM: Technical support in development of proposals and project design (national and multi-country), share good practices, first approach by ACRO with regional institutions to facilitate relations at the CO level and promote cross-fertilization in the region
- Normative support: Technical support and advisory services for the implementation of global and regional normative frameworks including those related to the Beijing Declaration and Platform for Action, CSW, CEDAW, UNSC1325 and relevant regional and national frameworks. As well as the development of the UPRs.