

# Country-Level Data for Lebanon country Outcome

## XM-DAC-41146-LBN\_D\_4.1

Data as of:  
26 April 2024

OUTCOME LBN\_D\_4.1 [XM-DAC-41146-LBN\\_D\\_4.1](#)

The Women, Peace and Security Agenda is implemented through an enabling environment that supports women's participation in conflict prevention

### OUTCOME DETAILS

#### SDG alignment



#### Impact areas



Women, peace and security, humanitarian action and disaster risk reduction

#### Organizational outputs



Norms, laws, policies and institutions



Women's voice, leadership and agency

#### Policy Marker

GENDER EQUALITY

#### Humanitarian Scope

Yes

#### Outcome Description

Implementation of the Women, Peace and Security Agenda and supporting communities through for women's participation an enabling environment and promoting social equality.

#### UN Partners

UNAIDS



UNDP



UNFPA

UNICEF

**UN System Function**

Advocacy, communications and social mobilization

Capacity development and technical assistance

Integrated policy advice and thought leadership

Support functions

## RESOURCES

\$3.07 M

Planned Budget

\$1.59 M

Actual Budget

PLANNED BUDGET

ACTUAL BUDGET AND SHORTFALL

EXPENSES





### Funding Partners



Regular resources (Core):



 UN Women  
\$5,000

Other resources (Non-Core)/ Funding Partners:

 Peacebuilding Fund  Norway  
\$575 \$182,533

 Multi-Partner Trust Fund Office  Finland \$558,897  
\$512,056

 World Food Programme (WFP)  United Kingdom \$95,795  
\$4,424

 UN Development Programme (UNDP)  Switzerland  
\$14,815 \$214,878

**TOTAL OTHER RESOURCES (NON-CORE)**  
\$1,583,973

## OUTCOME INDICATOR AND RESULTS

PLAN PERIOD : 2019-2022

### OUTCOME LBN\_D\_4.1

B – Baseline

M – Milestones

T – Target

| OUTCOME STATEMENT  | INDICATOR STATEMENT   | YEAR             | BMTS                            | REPORTED RESULT |
|--|---|------------------|---------------------------------|-----------------|
| The Women, Peace and Security Agenda is implemented through an enabling environment that supports women's participation in conflict prevention | LBN_D_4.1A<br><br>A monitoring mechanism is put in place at the country level to monitor and report NAP implementation. | 2020 (Baseline)  | 0                               | N/A             |
|  |   | 2019 (Milestone) | Data collected for five sectors | Low 0-29 %      |
|  |   | 2020 (Milestone) | -                               | High >70%       |
|  |   | 2021 (Milestone) | 25                              | 28              |
|  |   | 2022 (Target)    | 75                              | 28              |

| INDICATOR STATEMENT                                       | YEAR             | BMTS | REPORTED RESULT |
|---|------------------|------|-----------------|
| LBN_D_4.II  | 2020 (Baseline)  | 0    | N/A             |
| Number of personal status and other legal issues resolved | 2020 (Milestone) | 150  | 36              |
|   | 2021 (Milestone) | 1    | 1               |
|   | 2022 (Target)    | 1    | 1               |

| INDICATOR STATEMENT   | YEAR          | BMTS | REPORTED RESULT |
|---|---------------|------|-----------------|
| SP_D_0.1.5  | (Baseline)    | -    | N/A             |
| Number of national and/or local (multi) sectoral strategies, policies and/or action plans that are adopted with a focus on gender equality (CO) | 2022 (Target) | -    | 0               |

- Complementary Indicator :

| INDICATOR STATEMENT  | YEAR          | BMTS | REPORTED RESULT |
|--|---------------|------|-----------------|
| SP_D_0.1.7   | (Baseline)    | -    | N/A             |
| Number of adopted National Action Plans on Women, Peace and Security with monitoring indicators (CO) | 2022 (Target) | -    | False           |

| INDICATOR STATEMENT  | YEAR          | BMTS | REPORTED RESULT |
|--|---------------|------|-----------------|
| SP_D_0.5.1   | (Baseline)    | -    | N/A             |
| Global annual growth rate of direct, flexible, core and long-term funding from all sectors committed to civil society organizations working on gender equality and women's empowerment (GEWE), including women's organizations (Desk Review) | 2022 (Target) | -    | -               |

| INDICATOR STATEMENT  | YEAR          | BMTS | REPORTED RESULT |
|--|---------------|------|-----------------|
| SP_D_0.5.4   | (Baseline)    | -    | N/A             |
| Level of influence of civil society organizations working on gender equality and women's empowerment, including women's organizations, in key normative, policy and peace processes (CO, RO, HQ) | 2022 (Target) | -    | 1               |

| INDICATOR STATEMENT   | YEAR             | BMTS | REPORTED RESULT |
|---|------------------|------|-----------------|
| SP_D_4.1A   | (Baseline)       | -    | N/A             |
| SP 5.13.1: Number of institutions of the justice and security sectors with strengthened capacity to mainstream gender perspectives and promote the rights of women and girls in conflict, post-conflict and other crisis situations | 2019 (Milestone) | -    | 1               |
|   | 2020 (Milestone) | -    | 6               |
|   | 2021 (Target)    | -    | 3               |

| INDICATOR STATEMENT   | YEAR             | BMTS | REPORTED RESULT |
|---|------------------|------|-----------------|
| SP_D_4.1B   | (Baseline)       | -    | N/A             |
| SP 5.13.2: Number of sexual and gender-based violence justice experts deployed to national, regional and international accountability mechanisms(Not for country reporting) | 2019 (Milestone) | -    | -               |
|   | 2020 (Milestone) | -    | -               |
|   | 2021 (Target)    | -    | -               |

| INDICATOR STATEMENT  | YEAR             | BMTS | REPORTED RESULT |
|--|------------------|------|-----------------|
| SP_D_4.1C  | (Baseline)       | -    | N/A             |
| SP 5.13.3: Number of civil society organizations and networks, directly supported by UN-Women to influence peace processes | 2019 (Milestone) | -    | 0               |
|  | 2020 (Milestone) | -    | NA              |
|  | 2021 (Target)    | -    | 9               |

| INDICATOR STATEMENT  | YEAR             | BMTS | REPORTED RESULT |
|--|------------------|------|-----------------|
| SP_D_4.1D  | (Baseline)       | -    | N/A             |
| SP 5.13.4: Number of counter terrorism (CT) and countering/preventing violent extremism (C/PVE) policies and programmes that have integrated women peace and security priorities, developed and/or implemented with UN-Women's support (Not for country reporting) | 2019 (Milestone) | -    | -               |
|  | 2020 (Milestone) | -    | -               |
|  | 2021 (Target)    | -    | -               |

## OUTPUT INDICATOR AND RESULTS

### OUTPUT LBN\_D\_4.1.1

| OUTCOME STATEMENT   | INDICATOR STATEMENT  | YEAR             | BMTS | REPORTED RESULT |
|---|--|------------------|------|-----------------|
| National institutions – governmental and non governmental – are supported to ensure the implementation of the NAP on UNSCR 1325 | LBN_D_4.1.1A<br><br># of women and youth surveyed to identify training needs | 2016 (Baseline)  | 0    | N/A             |
|   |  | 2019 (Milestone) | 1    | High>70%        |
|   |  | 2020 (Milestone) | 1    | 1               |
|   |  | 2021 (Milestone) | 50 % | 36%             |
|   |  | 2022 (Target)    | 45 % | 75              |

Planned Budget:

**\$2.27 M**

Actual Budget and Shortfall:

**\$2.88 M**

Shortfall: \$0.00


Expenses:

**\$2.31 M**

| INDICATOR STATEMENT   | YEAR             | BMTS | REPORTED RESULT |
|---|------------------|------|-----------------|
| LBN_D_4.1.1B<br><br>A joint UN plan is developed to implement NAP 1325. | 2018 (Baseline)  | 0    | N/A             |
|   | 2019 (Milestone) | 1    | High>70%        |
|   | 2020 (Milestone) | 1    | 1               |
|   | 2021 (Milestone) | 25   | 28              |
|   | 2022 (Target)    | 73   | 28              |

| INDICATOR STATEMENT   | YEAR            | BMTS | REPORTED RESULT |
|---|-----------------|------|-----------------|
| SP_D_0.1.e  | 2021 (Baseline) | N/A  | N/A             |
| Number of partners that have increased capacities to advance gender equality and women's empowerment through national and/or local (multi) sectoral strategies, policies and/or action plans (CO, HQ) | 2022 (Target)   | 1    | 1               |

## OUTPUT LBN\_D\_4.1.2

| OUTCOME STATEMENT   | INDICATOR STATEMENT                                     | YEAR             | BMTS       | REPORTED RESULT |
|---|---|------------------|------------|-----------------|
| <p>Women are capacitated to prevent and manage conflict through mediation skills.</p> <p>Planned Budget:<br/><b>\$2.84 M</b></p>  | LBN_D_4.1.2A  | 2016 (Baseline)  | 2 services | N/A             |
|   | # of social & psycho-support services provided to women | 2019 (Milestone) | -          | 4               |
|   |   | 2020 (Milestone) | 8          | 3               |
|   |   | 2021 (Milestone) | 1          | 8               |
|   |   | 2022 (Target)    | 11         | 11              |

Actual Budget and Shortfall:  
**\$1.64 M**

Shortfall: \$1.20 M



Expenses:  
**\$1.44 M**



| INDICATOR STATEMENT                 | YEAR             | BMTS      | REPORTED RESULT |
|-------------------------------------|------------------|-----------|-----------------|
| LBN_D_4.1.2B                        | 2016 (Baseline)  | 200 women | N/A             |
| # of women benfitting from services | 2019 (Milestone) | -         | 6               |
|                                     | 2020 (Milestone) | 8         | 8               |
|                                     | 2021 (Milestone) | 50        | 10              |
|                                     | 2022 (Target)    | 20        | 22              |

| INDICATOR STATEMENT  | YEAR             | BMTS | REPORTED RESULT |
|--|------------------|------|-----------------|
| LBN_D_4.1.2C   | 2018 (Baseline)  | 0    | N/A             |
| 4.1.2 C Number of referred cases of SGBV that have access to enhance and quality multisectoral services. | 2019 (Milestone) | -    | 80              |
|  | 2020 (Milestone) | 50%  | 0               |
|  | 2021 (Milestone) | 180  | 1               |
|  | 2022 (Target)    | 1    | 1               |

| INDICATOR STATEMENT  | YEAR             | BMTS | REPORTED RESULT |
|--|------------------|------|-----------------|
| LBN_D_4.1.2D   | 2018 (Baseline)  | 0    | N/A             |
| 4.1.2 D Number of women who receive GBV awareness through trainings. | 2019 (Milestone) | 200  | 130             |
|  | 2021 (Milestone) | 7    | 11              |
|  | 2022 (Target)    | 11   | 11              |

| INDICATOR STATEMENT                          | YEAR            | BMTS | REPORTED RESULT |
|--|-----------------|------|-----------------|
| LBN_D_4.1.2E                                 | 2018 (Baseline) | 0    | N/A             |
| 4.2.1 E Number of awareness campaigns on GBV | 2019 (Target)   | 1    | 1               |

| INDICATOR STATEMENT  | YEAR            | BMTS | REPORTED RESULT |
|--|-----------------|------|-----------------|
| SP_D_0.5.c   | 2021 (Baseline) | N/A  | N/A             |
| Number of dialogues, mechanisms, platforms and/or coalitions created and sustained that enable meaningful and safe participation and engagement by gender equality advocates and civil society organizations working on gender equality and women's empowerment, especially women's organizations, in decision-making (CO, RO, HQ) | 2022 (Target)   | 12   | 21              |

#### OUTPUT LBN\_D\_4.1.3

| OUTCOME STATEMENT  | INDICATOR STATEMENT                                 | YEAR             | BMTS | REPORTED RESULT |
|--|---|------------------|------|-----------------|
| Work to promote national reconciliation is supported through knowledge generation, dialogue and service delivery<br><br>Planned Budget:<br><b>\$1.69 M</b> | LBN_D_4.1.3A  | 2016 (Baseline)  | 0    | N/A             |
|  | # of CSOs received training on gender mainstreaming | 2019 (Milestone) | -    | 25%             |
|  |   | 2020 (Milestone) | 21   | 0               |
|  |   | 2021 (Milestone) | 40 % | 1               |
|  |   | 2022 (Target)    | 50 % | 57.50           |

Actual Budget and Shortfall:

**\$1.04 M**

Shortfall: \$650.29 K



Expenses:  
**\$1.01 M**



| INDICATOR STATEMENT   | YEAR             | BMTS | REPORTED RESULT |
|---|------------------|------|-----------------|
| LBN_D_4.1.3B<br># of Roundtable s to disucss the UNSCR<br>1325/2242 | 2016 (Baseline)  | 0    | N/A             |
|   | 2020 (Milestone) | 1    | 0               |
|   | 2021 (Milestone) | 1    | 1               |
|   | 2022 (Target)    | 85%  | 75              |

| INDICATOR STATEMENT                         | YEAR             | BMTS | REPORTED RESULT |
|---|------------------|------|-----------------|
| LBN_D_4.1.3C                                | 2019 (Baseline)  | 0    | N/A             |
| Number of oral history activities organized | 2020 (Milestone) | 3    | 1               |
|   | 2021 (Milestone) | 5    | 12              |
|   | 2022 (Target)    | 80 % | 74              |

| INDICATOR STATEMENT  | YEAR             | BMTS | REPORTED RESULT |
|--|------------------|------|-----------------|
| LBN_D_4.1.3D   | 2019 (Baseline)  | 0    | N/A             |
| Number of personal status and other legal issues resolved. | 2020 (Milestone) | 150  | 36              |
|  | 2021 (Target)    | 150  | 1167            |

| INDICATOR STATEMENT  | YEAR             | BMTS | REPORTED RESULT |
|--|------------------|------|-----------------|
| LBN_D_4.1.3E   | 2019 (Baseline)  | 0    | N/A             |
| Number of women/children provided with psycho-social care. | 2020 (Milestone) | 150  | 136             |
|  | 2021 (Target)    | 150  | 458             |

| INDICATOR STATEMENT   | YEAR             | BMTS | REPORTED RESULT |
|---|------------------|------|-----------------|
| LBN_D_4.1.3F  | 2019 (Baseline)  | 0    | N/A             |
| Number of advocacy meetings held to advocate for granting children of the missing of non-Lebanese fathers the right to remain in the country. | 2020 (Milestone) | 2    | 0               |
|   | 2021 (Target)    | 2    | 0               |

| INDICATOR STATEMENT                       | YEAR            | BMTS | REPORTED RESULT |
|---|-----------------|------|-----------------|
| LBN_D_4.1.3G                              | 2019 (Baseline) | 0    | N/A             |
| Number of women members of the Commission | 2020 (Target)   | 3    | 4               |

| INDICATOR STATEMENT  | YEAR            | BMTS | REPORTED RESULT |
|--|-----------------|------|-----------------|
| SP_D_0.5.c   | 2021 (Baseline) | N/A  | N/A             |
| Number of dialogues, mechanisms, platforms and/or coalitions created and sustained that enable meaningful and safe participation and engagement by gender equality advocates and civil society organizations working on gender equality and women's empowerment, especially women's organizations, in decision-making (CO, RO, HQ) | 2022 (Target)   | 8    | 21              |

#### OUTPUT LBN\_D\_4.1.4

| OUTCOME STATEMENT   | INDICATOR STATEMENT   | YEAR             | BMTS   | REPORTED RESULT |
|---|---|------------------|--------|-----------------|
| Women participate and shape Lebanon's crisis recovery<br><br>Planned Budget:<br><b>\$3.08 M</b> | LBN_D_4.1.4A  | 2019 (Baseline)  | 23.16% | N/A             |
|   | Average score of women, men, girls and boys on Gender Equitable Men Scale | 2020 (Milestone) | 33.16% | 0               |
|   |   | 2021 (Milestone) | TBD    | 6               |
|   |   | 2022 (Target)    | 10     | 16              |



Actual Budget and Shortfall:

**\$1.20 M**

Shortfall: \$1.88 M





Expenses:  
**\$1.10 M**



| INDICATOR STATEMENT  | YEAR             | BMTS | REPORTED RESULT |
|--|------------------|------|-----------------|
| LBN_D_4.1.4B   | 2019 (Baseline)  | N/A  | N/A             |
| Percentage of young men and young women who report positive behavioral change toward gender equality | 2020 (Milestone) | 10%  | 0               |
|  | 2021 (Milestone) | TBD  | 1437            |
|  | 2022 (Target)    | 600  | 2000            |

| INDICATOR STATEMENT                                      | YEAR            | BMTS    | REPORTED RESULT |
|--|-----------------|---------|-----------------|
| LBN_D_4.1.4C   | 2021 (Baseline) | N/A     | N/A             |
| Number of people indirectly benefiting from the response | 2022 (Target)   | 1500000 | 2000000         |

| INDICATOR STATEMENT   | YEAR            | BMTS        | REPORTED RESULT |
|---|-----------------|-------------|-----------------|
| SP_D_0.5.a  | 2021 (Baseline) | 250 USD     | N/A             |
| Amount of funding disbursed annually in support of civil society organizations, especially women's organizations, working towards the achievement of gender equality and women's empowerment, through UN-Women programmes and grant-giving (CO, RO, HQ) | 2022 (Target)   | 1000000 USD | 2639971         |

| INDICATOR STATEMENT   | YEAR            | BMTS | REPORTED RESULT |
|---|-----------------|------|-----------------|
| SP_D_0.5.d  | 2021 (Baseline) | 0    | N/A             |
| Number of civil society organizations working on gender equality and women's empowerment, especially women's organizations, that have strengthened capacity to exercise their leadership role towards the achievement of gender equality and women's empowerment (CO, RO, HQ) | 2022 (Target)   | 10   | 31              |

| INDICATOR STATEMENT  | YEAR          | BMTS | REPORTED RESULT |
|--|---------------|------|-----------------|
| SP_D_0.7.a   | (Baseline)    | -    | N/A             |
| Number of thematic interagency mechanisms/teams that effectively address gender mainstreaming in priority areas (CO, RO, HQ) | 2022 (Target) | -    | 16              |

## STRATEGIC NOTE OUTCOME PROGRESS NOTE

SHOWING DATA OF : 2022

### The Women, Peace and Security Agenda is implemented through an enabling environment that supports women's participation in conflict prevention

This outcome was achieved. During 2022, government, the UN and civil society continued to implement the NAP 1325, generating important results for Lebanon. With the NAP ending in 2023, it is estimated by the National Commission for Lebanese Women that 90% of interventions in the 1325 NAP that have been implemented or are on track (75 % implemented and 15 % on track). In achieving this, UN Women supported the NCLW to roll out NAP implementation, coordination and monitoring structures, while directly implementing elements of the NAP, including creating a national mediation platform and implementing mediation, dialogue and peacebuilding actions at the national and community level. Through UN Women support, eighteen Lebanese women peacebuilders and mediators strengthened their efforts to address conflict and promote dialogue and reconciliation at the community level – leading cross community dialogues on the past. 260 women from across Lebanon conducted more than 20 mediation and peacebuilding actions at community level on de-escalating conflict and dealing with the past. Targeted women mediators and peacebuilders report improved levels of tolerance and acceptance amongst each other, upgraded skills, and a stronger commitment to promoting peace and reconciliation in their communities. UN Women, in partnership with the Government of Switzerland, established a women's national peacebuilding network in Lebanon – a commitment under Lebanon's National Action Plan 2019–2023 on UNSCR 1325. The network will be launched publicly in May 2023. Through 16 local women's rights organization funded through WPHF, more than 2000 Women increased the level of their participation in recovery and peacebuilding processes. The grantees empowered women from diverse groups, including LGBTIQ, members of local civil society, elderly women, community members, socio-economic vulnerable groups, sex workers, young women among others.