

Country-Level Data for Morocco country Outcome

XM-DAC-41146-MAR_O_4

Data as of:
9 May 2024

OUTCOME MAR_O_4 [XM-DAC-41146-MAR_O_4](#)

Improved management of financial and human resources in pursuit of results

OUTCOME DETAILS

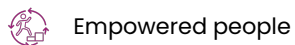
SDG alignment



Outcome Description

Improved management of financial and human resources in pursuit of results

Impact areas



Empowered people

Organizational outputs

Policy Marker

GENDER EQUALITY

Humanitarian Scope

No

UN System Function

Direct support and service delivery

Support functions

RESOURCES

\$593.52 K

Planned Budget

\$520.79 K

Actual Budget

PLANNED BUDGET



ACTUAL BUDGET AND SHORTFALL



EXPENSES



Funding Partners

Regular resources (Core):

 UN Women
\$520,793

OUTCOME MAR_O_4

B - Baseline M - Milestones T - Target

OUTCOME STATEMENT	INDICATOR STATEMENT	YEAR	BMTS	REPORTED RESULT
Improved management of financial and human resources in pursuit of results	SP_O_4A	(Baseline)	-	N/A
	SP O_4.1 : Rating in the Aid Transparency Tracker (Derived from QCPR indicator 25) (Shared with UNFPA) (Not for country reporting)	2018 (Milestone)	-	-
		2019 (Milestone)	-	-
		2020 (Milestone)	-	-
		2021 (Target)	-	-

INDICATOR STATEMENT	YEAR	BMTS	REPORTED RESULT
SP_O_4B	(Baseline)	-	N/A
SP O_4.2: Percentage of donor reports submitted on time (Not for country reporting)	2018 (Milestone)	-	-
	2019 (Milestone)	-	-
	2020 (Milestone)	-	-
	2021 (Target)	-	-

INDICATOR STATEMENT	YEAR	BMTS	REPORTED RESULT
SP_O_4C	(Baseline)	-	N/A
SP O_4.3: Percentage of feedback received from member states on donor reports that are positive (Not for country reporting)	2018 (Milestone)	-	-
	2019 (Milestone)	-	-
	2020 (Milestone)	-	-
	2021 (Target)	-	-

INDICATOR STATEMENT	YEAR	BMTS	REPORTED RESULT
SP_O_4D	2017 (Baseline)	NO	N/A
SP O_4.4: Percentage of Country and Multi-Country Offices that have adopted and implemented common service lines in: i.Common procurement services ii. Common finance services iii. Common information, communication and technology (ICT) services iv. Common logistics services v.Common human resources services vi. Common facility services, including Common Premises (Derived from QCPR indicator 76c)(Similar to UNICEF and UNFPA)	2018 (Milestone)	-	-
	2019 (Milestone)	-	True
	2020 (Milestone)	-	False
	2021 (Target)	NO	True

INDICATOR STATEMENT	YEAR	BMTS	REPORTED RESULT
SP_O_4E	(Baseline)	-	N/A
SP O_4.5: Structured dialogue on financing with the Executive Board held annually (Derived from QCPR indicator 19)(Not for country reporting)	2018 (Milestone)	-	-
	2019 (Milestone)	-	-
	2020 (Milestone)	-	-
	2021 (Target)	-	-

INDICATOR STATEMENT	YEAR	BMTS	REPORTED RESULT
SP_O_4F	(Baseline)	-	N/A
SP O_4.6: Percentage of offices which have completed training on anti-fraud and accountability (Not for country reporting)	2018 (Milestone)	-	-
	2019 (Milestone)	-	-
	2020 (Milestone)	-	-
	2021 (Target)	-	-

INDICATOR STATEMENT	YEAR	BMTS	REPORTED RESULT
SP_O_4G	2010 (Baseline)	0	N/A
SP O_4.7: Implementation rate for regular resources (Shared with UNFPA) (Not for country reporting)	2018 (Milestone)	-	-
	2019 (Milestone)	-	-
	2020 (Milestone)	-	-
	2021 (Milestone)	-	-
• QCPR Indicator :			

INDICATOR STATEMENT	YEAR	BMTS	REPORTED RESULT
SP_O_4H	(Baseline)	-	N/A
SP O_4.8: Implementation rate for other resources (Not for country reporting)	2018 (Milestone)	-	-
	2019 (Milestone)	-	-
	2020 (Milestone)	-	-
	2021 (Target)	-	-

INDICATOR STATEMENT	YEAR	BMTS	REPORTED RESULT
SP_O_4I	(Baseline)	-	N/A
SP O_4.9: Percentage of Country Offices reporting on Greenhouse Gas emissions for travel and operations (Similar to UNFPA and UNICEF) (Not for country reporting)	2018 (Milestone)	-	-
	2019 (Milestone)	-	-
	2020 (Milestone)	-	-
	2021 (Target)	-	-

INDICATOR STATEMENT	YEAR	BMTS	REPORTED RESULT
SP_O_4J	(Baseline)	-	N/A
SP O_4.10: Average turnover time for the identification of qualified candidates and complete recruitment (Not for country reporting)	2018 (Milestone)	-	-
	2019 (Milestone)	-	-
	2020 (Milestone)	-	-
	2021 (Target)	-	-

INDICATOR STATEMENT	YEAR	BMTS	REPORTED RESULT
SP_O_4K	(Baseline)	-	N/A
SP O_4.11: Percentage of annual performance management and development reviews completed on time (Not for country reporting)	2018 (Milestone)	-	-
	2019 (Milestone)	-	-
	2020 (Milestone)	-	-
	2021 (Target)	-	-

INDICATOR STATEMENT	YEAR	BMTS	REPORTED RESULT
SP_O_4L	(Baseline)	-	N/A
SP O_4.12: Percentage of staff members completing mandatory trainings (Not for country reporting)	2018 (Milestone)	-	-
	2019 (Milestone)	-	-
	2020 (Milestone)	-	-
	2021 (Target)	-	-

INDICATOR STATEMENT	YEAR	BMTS	REPORTED RESULT
SP_O_4M	(Baseline)	-	N/A
SP O_4.13: Percentage of internal audit recommendations implemented (Similar to UNFPA) (Not for country reporting)	2018 (Milestone)	-	-
	2019 (Milestone)	-	-
	2020 (Milestone)	-	-
	2021 (Target)	-	-

INDICATOR STATEMENT	YEAR	BMTS	REPORTED RESULT
SP_O_4N	(Baseline)	-	N/A
SP O_4.14: Percentage of external audit recommendations implemented (Similar to UNFPA) (Not for country reporting)	2018 (Milestone)	-	-
	2019 (Milestone)	-	-
	2020 (Milestone)	-	-
	2021 (Target)	-	-

INDICATOR STATEMENT	YEAR	BMTS	REPORTED RESULT
SP_O_40	(Baseline)	-	N/A
SP O_4.15: Percentage of risk units meeting Enterprise Risk Management policy and framework requirements (Not for country reporting)	2018 (Milestone)	-	-
	2019 (Milestone)	-	-
	2020 (Milestone)	-	-
	2021 (Target)	-	-

INDICATOR STATEMENT	YEAR	BMTS	REPORTED RESULT
SP_O_4P	(Baseline)	-	N/A
SP O_4.16: Percentage availability and uptime of corporate ICT systems (Not for country reporting)	2018 (Milestone)	-	-
	2019 (Milestone)	-	-
	2020 (Milestone)	-	-
	2021 (Target)	-	-




INDICATOR STATEMENT	YEAR	BMTS	REPORTED RESULT
SP_O_4Q	(Baseline)	-	N/A
SP O_4.17: Percentage of ICT platforms that fully address cyber-security issues and architecture design inputs from the ICT team (Not for country reporting)	2018 (Milestone)	-	-
	2019 (Milestone)	-	-
	2020 (Milestone)	-	-
	2021 (Target)	-	-

INDICATOR STATEMENT	YEAR	BMTS	REPORTED RESULT
SP_O_4R	(Baseline)	-	N/A
SP O_4.18: Percentage of offices compliant with business continuity plans and processes (Not for country reporting)	2018 (Milestone)	-	-
	2019 (Milestone)	-	-
	2020 (Milestone)	-	-
	2021 (Target)	-	-

INDICATOR STATEMENT	YEAR	BMTS	REPORTED RESULT
SP_O_4S	(Baseline)	-	N/A
SP O_4.19: Percentage of offices compliant with UN Security Risk Management requirements (Not for country reporting)	2018 (Milestone)	-	-
	2019 (Milestone)	-	-
	2020 (Milestone)	-	-
	2021 (Target)	-	-

OUTPUT INDICATOR AND RESULTS

OUTPUT MAR_O_4.2

OUTCOME STATEMENT	INDICATOR STATEMENT	YEAR	BMTS	REPORTED RESULT
Financial and human resources are adequately managed to ensure an efficient programmes implementation Planned Budget: \$3.10 M  Actual Budget and Shortfall: \$3.14 M Shortfall: \$0.00  Expenses: \$3.10 M 	MAR_O_4.2A Average turnover time for the identification of qualified candidates and complete recruitment (in months)	2017 (Baseline)	1.5	N/A
		2018 (Milestone)	1	1
		2019 (Milestone)	1	15
		2020 (Milestone)	1	4
		2021 (Milestone)	1	15
		2022 (Target)	1.5	1.5

INDICATOR STATEMENT	YEAR	BMTS	REPORTED RESULT
MAR_O_4.2B Percentage of annual performance management and development (PMD) reviews and mandatory courses completed on time	2017 (Baseline)	70%	N/A
	2018 (Milestone)	80%	
	2019 (Milestone)	90%	80
	2020 (Milestone)	100%	76
	2021 (Milestone)	100%	100%
	2022 (Target)	100%	100

INDICATOR STATEMENT	YEAR	BMTS	REPORTED RESULT
MAR_O_4.2C	2017 (Baseline)	80%	N/A
Compliance with month-end and year-end closure instructions	2018 (Milestone)	90%	
	2019 (Milestone)	100%	95
	2020 (Milestone)	100%	95
	2021 (Milestone)	100%	90%
	2022 (Target)	100%	100

INDICATOR STATEMENT	YEAR	BMTS	REPORTED RESULT
MAR_O_4.2D Percentage of compliance with business continuity plans and processes	2017 (Baseline)	80%	N/A
	2018 (Milestone)	90%	
	2019 (Milestone)	100%	100
	2020 (Milestone)	100%	100
	2021 (Milestone)	100%	80%
	2022 (Target)	100%	90

INDICATOR STATEMENT	YEAR	BMTS	REPORTED RESULT
MAR_O_4.2E	2018 (Baseline)	0%	N/A
Overall Information Security & Compliance Risk Level	2019 (Milestone)	0%	-
	2020 (Milestone)	Low (20% or Less)	10
	2021 (Milestone)	Low (20% or Less)	100
	2022 (Target)	Low (20% or Less)	83

STRATEGIC NOTE OUTCOME PROGRESS NOTE

SHOWING DATA OF : **2022**

Improved management of financial and human resources in pursuit of results

During the reporting period, the Office ensured compliance with the guidelines and policies related to operations management. The Office has indeed updated on a regular basis the BCP via the online BCCMA, the DRP and followed the requirements of the UN Security Management System by ensuring the safety and security of personnel and the security of the premises and assets. In addition, the risk register has been updated and reviewed in a timely manner and in compliance with the Enterprise Risk Management policy & framework requirements. The Office designed a SharePoint structure which is now being used and implementing the recommended actions to improve its monitoring following a quality assurance mission provided by the RO.