

Country-Level Data for Mexico country Outcome XM-DAC-41146-MEX_D_2.1

Data as of:
 2 May 2024

OUTCOME MEX_D_2.1 [XM-DAC-41146-MEX_D_2.1](#)

By 2025, the population in conditions of greatest vulnerability has access to universal health, education and culture, food, social protection and a comprehensive quality care system.

OUTCOME DETAILS

SDG alignment



Impact areas



Women's economic empowerment

Organizational outputs



Norms, laws, policies and institutions



Financing for gender equality



Access to services, goods and resources

Policy Marker

Outcome Description

Women, especially in vulnerable situations, have access to an integrated system of social protection and a better distribution of care work among different agents and better public and private policies on care are articulated and in place to promote women's autonomy and economic empowerment in conditions of equality.

UN Partners

UNAIDS



UNDP



UNFPA

UNICEF

GENDER EQUALITY

Humanitarian Scope

No

UN System Function

- Advocacy, communications and social mobilization
- Capacity development and technical assistance
- Direct support and service delivery
- Support functions

RESOURCES

\$166.39 K

Planned Budget

\$218.16 K

Actual Budget

PLANNED BUDGET

ACTUAL BUDGET AND SHORTFALL

EXPENSES



Funding Partners

Regular resources (Core):

 UN Women
\$14,958

Other resources (Non-Core)/ Funding Partners:

 Multi-Partner Trust Fund Office
\$203,202

TOTAL OTHER RESOURCES (NON-CORE)
\$203,202

OUTCOME MEX_D_2.1

B – Baseline M – Milestones T – Target

OUTCOME STATEMENT	INDICATOR STATEMENT	YEAR	BMTS	REPORTED RESULT
By 2025, the population in conditions of greatest vulnerability has access to universal health, education and culture, food, social protection and a comprehensive quality care system.	SP_D_0.1.3	(Baseline)	-	N/A
	SDG 5.1.1: Whether or not legal frameworks are in place to promote, enforce and monitor equality and non-discrimination on the basis of sex (Desk Review)	2022 (Milestone)	-	-
		2023 (Milestone)	-	-
		2024 (Milestone)	-	-
		2025 (Target)	-	-
	<ul style="list-style-type: none">SDG Indicator :Complementary Indicator :Common Indicator :			

INDICATOR STATEMENT	YEAR	BMTS	REPORTED RESULT
SP_D_0.1.4	2021 (Baseline)	0	N/A
Number of laws that were adopted, revised or repealed to advance gender equality and women's empowerment (CO)	2022 (Milestone)	-	0
	2023 (Milestone)	-	-
	2024 (Milestone)	-	-
	2025 (Target)	1	-
• Complementary Indicator :			

INDICATOR STATEMENT	YEAR	BMTS	REPORTED RESULT
SP_D_0.1.5	2021 (Baseline)	0	N/A
Number of national and/or local (multi) sectoral strategies, policies and/or action plans that are adopted with a focus on gender equality (CO)	2022 (Milestone)	-	0
	2023 (Milestone)	-	-
	2024 (Milestone)	-	-
• Complementary Indicator :	2025 (Target)	1	-

INDICATOR STATEMENT	YEAR	BMTS	REPORTED RESULT
SP_D_0.1.6	(Baseline)	-	N/A
Number of legal and policy frameworks that promote gender balance in decision making institutions and processes (CO)	2022 (Milestone)	-	False
	2023 (Milestone)	-	-
	2024 (Milestone)	-	-
	2025 (Target)	-	-
• Complementary Indicator :			

INDICATOR STATEMENT	YEAR	BMTS	REPORTED RESULT
SP_D_0.2.1	(Baseline)	-	N/A
SDG Indicator 5.c.1: Proportion of countries with systems to track and make public allocations to gender equality and women's empowerment (Desk Review)	2022 (Milestone)	-	-
	2023 (Milestone)	-	-
	2024 (Milestone)	-	-
• SDG Indicator :	2025 (Target)	-	-

INDICATOR STATEMENT	YEAR	BMTS	REPORTED RESULT
SP_D_0.2.2 Number of countries that incorporate gender equality targets within national investment and financing frameworks (CO)	2021 (Baseline)	Yes	N/A
	2022 (Milestone)	-	False
	2023 (Milestone)	-	-
	2024 (Milestone)	-	-
	2025 (Target)	Yes	-

INDICATOR STATEMENT	YEAR	BMTS	REPORTED RESULT
SP_D_0.2.4	(Baseline)	-	N/A
Number of innovative financing instruments introduced that include gender equality objectives (Desk Review)	2022 (Milestone)	-	-
	2023 (Milestone)	-	-
	2024 (Milestone)	-	-
	2025 (Target)	-	-

INDICATOR STATEMENT	YEAR	BMTS	REPORTED RESULT
SP_D_0.4.3	2021 (Baseline)	Yes	N/A
Number of countries where multi-sectoral systems, strategies or programs are implemented to advance women's equal access to and use of services, goods and/resources, including social protection (CO)	2022 (Milestone)	-	True
	2023 (Milestone)	-	-
	2024 (Milestone)	-	-
	2025 (Target)	Yes	-

- Complementary Indicator :

INDICATOR STATEMENT	YEAR	BMTS	REPORTED RESULT
SP_D_2.1A	2019 (Baseline)	1	N/A
SP 3.8.1: Number of legal, regulatory and/or policy frameworks aligned with international standards that create decent work for women developed and/or being implemented with support from UN-Women	2020 (Milestone)	-	1
	2021 (Milestone)	1	2
	2023 (Milestone)	-	-
	2024 (Milestone)	-	-
	2025 (Target)	-	-

INDICATOR STATEMENT	YEAR	BMTS	REPORTED RESULT
SP_D_2.1B	(Baseline)	-	N/A
SP 3.8.2: Number of gender-responsive macroeconomic policies (including fiscal, monetary and trade) developed and/or being implemented with support from UN-Women	2020 (Milestone)	-	1
	2023 (Milestone)	-	-
	2024 (Milestone)	-	-
	2025 (Target)	-	-

INDICATOR STATEMENT	YEAR	BMTS	REPORTED RESULT
SP_D_2.1C SP 3.8.3: Number of legal, regulatory and/or policy frameworks in support of gender-responsive social protection systems that are developed and/or being implemented with support from UN-Women	2019 (Baseline)	1	N/A
	2020 (Milestone)	-	1
	2021 (Milestone)	1	1
	2023 (Milestone)	-	-
	2024 (Milestone)	-	-
	2025 (Target)	-	-


INDICATOR STATEMENT	YEAR	BMTS	REPORTED RESULT
SP_D_2.1D	2019 (Baseline)	0	N/A
SP 3.8.4: Number of legal, regulatory and/or policy frameworks that address unpaid care work developed and/or being implemented with support from UN-Women	2020 (Milestone)	-	1
	2021 (Milestone)	1	2
	2023 (Milestone)	-	-
	2024 (Milestone)	-	-
	2025 (Target)	-	-

INDICATOR STATEMENT	YEAR	BMTS	REPORTED RESULT
SP_D_2.1E	(Baseline)	-	N/A
SP 3.8.5: Number of countries with strengthened capacities to undertake gender-responsive socio-economic impact assessments in response to the COVID-19 crisis, with a focus on at-risk populations	2020 (Milestone)	-	True
	2023 (Milestone)	-	-
	2024 (Milestone)	-	-
	2025 (Target)	-	-

INDICATOR STATEMENT	YEAR	BMTS	REPORTED RESULT
SP_D_2.1F	(Baseline)	-	N/A
SP 3.8.6: Number of countries with strengthened capacities to implement women's empowerment policies, informed by socio-economic impact assessment, focused on at-risk populations	2020 (Milestone)	-	True
	2023 (Milestone)	-	-
	2024 (Milestone)	-	-
	2025 (Target)	-	-

OUTPUT INDICATOR AND RESULTS

OUTPUT MEX_D_2.1.1

OUTCOME STATEMENT	INDICATOR STATEMENT	YEAR	BMTS	REPORTED RESULT
Public, private and civil society institutions strengthen their capacity to generate and use knowledge, evidence and statistics to design and implement policies that promote WEE and contribute to national and local care strategies implementation. Planned Budget: \$2.45 M 	MEX_D_2.1.1A	2013 (Baseline)	1	N/A
	2.1.1a # of knowledge and evidence products or analyses on women’s economic rights and empowerment (especially regarding migrant women, domestic workers, young women and girls) produced by UN Women and partners	2020 (Milestone)	1	1
		2021 (Milestone)	2	7
		2022 (Milestone)	3	-
		2023 (Milestone)	4	-
		2024 (Milestone)	5	-
		2025 (Target)	-	-

Actual Budget and Shortfall:
\$762.49 K

Shortfall: \$1.68 M



Expenses:
\$725.32 K



INDICATOR STATEMENT	YEAR	BMTS	REPORTED RESULT
MEX_D_2.1.B Number of evidence-based knowledge products/key analyses on time use/women's unpaid care work produced or supported by UN Women.	2019 (Baseline)	0	N/A
	2020 (Milestone)	1	3
	2021 (Milestone)	2	6
	2022 (Milestone)	3	1
	2023 (Milestone)	4	-
	2024 (Milestone)	5	-
	2025 (Target)	6	-

INDICATOR STATEMENT	YEAR	BMTS	REPORTED RESULT
MEX_D_2.1.1C	2013 (Baseline)	2	N/A
2.1.1c # of capacity development and technical assistance initiatives on women's economic rights and empowerment supported by/with the participation of UN Women and other UN agencies	2023 (Milestone)	-	-
	2024 (Milestone)	-	-
	2025 (Target)	-	-

INDICATOR STATEMENT	YEAR	BMTS	REPORTED RESULT
MEX_D_2.1.1D	2018 (Baseline)	160	N/A
# of women trained to develop profitable and sustainable businesses in earthquake affected areas	2023 (Milestone)	-	-
	2024 (Milestone)	-	-
	2025 (Target)	-	-

INDICATOR STATEMENT	YEAR	BMTS	REPORTED RESULT
MEX_D_2.1.E	2018 (Baseline)	5	N/A
# of private sector partners making gender equality commitments with UN Women's technical assistance	2023 (Milestone)	-	-
	2024 (Milestone)	-	-
	2025 (Target)	-	-

INDICATOR STATEMENT	YEAR	BMTS	REPORTED RESULT
SP_D_0.1.d Number of partners that have increased capacities to promote/influence gender responsive legislation (CO, HQ)	2025 (Baseline)	TBD	N/A
	2022 (Milestone)	-	0
	2023 (Milestone)	-	-
	2024 (Milestone)	-	-
	2025 (Target)	1	-

INDICATOR STATEMENT	YEAR	BMTS	REPORTED RESULT
SP_D_0.1.e	2025 (Baseline)	TBD	N/A
Number of partners that have increased capacities to advance gender equality and women's empowerment through national and/or local (multi) sectoral strategies, policies and/or action plans (CO, HQ)	2022 (Milestone)	-	10
	2023 (Milestone)	-	-
	2024 (Milestone)	-	-
	2025 (Target)	10	-

INDICATOR STATEMENT	YEAR	BMTS	REPORTED RESULT
SP_D_0.1.f	2025 (Baseline)	TBD	N/A
Number of institutions that have increased capacities to design and implement institutional reforms/strategies/policies that promote gender equality and women's empowerment (CO)	2022 (Milestone)	-	0
	2023 (Milestone)	-	-
	2024 (Milestone)	-	-
	2025 (Target)	1	-

INDICATOR STATEMENT	YEAR	BMTS	REPORTED RESULT
SP_D_0.1.h Number of multi-stakeholder dialogue processes to promote engagement of governments with civil society and other partners to advance gender equality and women's empowerment (CO, RO, HQ)	2025 (Baseline)	TBD	N/A
	2022 (Milestone)	-	0
	2023 (Milestone)	-	-
	2024 (Milestone)	-	-
	2025 (Target)	3	-

INDICATOR STATEMENT	YEAR	BMTS	REPORTED RESULT
SP_D_0.3.e Number of draft policies with monitoring/reporting mechanisms developed by partners to address gender-based discrimination and/or combat gender stereotypes (CO)	2025 (Baseline)	TBD	N/A
	2022 (Milestone)	-	0
	2023 (Milestone)	-	-
	2024 (Milestone)	-	-
	2025 (Target)	TBD	-

INDICATOR STATEMENT	YEAR	BMTS	REPORTED RESULT
SP_D_0.4.a Number of institutions with strengthened capacities to improve the provision of essential services, goods and/or resources for women (CO, RO, HQ)	2025 (Baseline)	TBD	N/A
	2022 (Milestone)	-	0
	2023 (Milestone)	-	-
	2024 (Milestone)	-	-
	2025 (Target)	TBD	-


INDICATOR STATEMENT	YEAR	BMTS	REPORTED RESULT
SP_D_0.4.d Number of women accessing information, goods, resources and/or services through UNW supported platforms and programs in humanitarian and development settings (CO, HQ)	2025 (Baseline)	TBD	N/A
	2022 (Milestone)	-	0
	2023 (Milestone)	-	-
	2024 (Milestone)	-	-
	2025 (Target)	TBD	-

INDICATOR STATEMENT	YEAR	BMTS	REPORTED RESULT
SP_D_0.6.a	(Baseline)	-	N/A
Number of inter-agency coordination mechanisms governing the production of multi-level disaggregated gender statistics and sex-disaggregated data, established or strengthened (CO, RO, HQ)	2022 (Milestone)	-	0
	2023 (Milestone)	-	-
	2024 (Milestone)	-	-
	2025 (Target)	-	-

INDICATOR STATEMENT	YEAR	BMTS	REPORTED RESULT
SP_D_0.7.a Number of thematic interagency mechanisms/teams that effectively address gender mainstreaming in priority areas (CO, RO, HQ)	2025 (Baseline)	TBD	N/A
	2022 (Milestone)	-	0
	2023 (Milestone)	-	-
	2024 (Milestone)	-	-
	2025 (Target)	TBD	-

INDICATOR STATEMENT	YEAR	BMTS	REPORTED RESULT
SP_D_0.7.c	2025 (Baseline)	TBD	N/A
Number of interagency products or services with a focus on gender equality and women's empowerment developed and made available (CO, RO, HQ)	2022 (Milestone)	-	0
	2023 (Milestone)	-	-
	2024 (Milestone)	-	-
	2025 (Target)	TBD	-

OUTPUT MEX_D_2.1.3

OUTCOME STATEMENT	INDICATOR STATEMENT	YEAR	BMTS	REPORTED RESULT
Public, private and civil society institutions involved in care work, increase their analysis capabilities and access evidence to formulate and implement a care strategy at the national and local level. Planned Budget: \$538.13 K 	MEX_D_2.1.3A	2013 (Baseline)	2	N/A
	2.1.3a # of evidence based knowledge products/key analyses on time use/ women's unpaid work produced or supported by UN Women and disseminated among stakeholders	2020 (Milestone)	1	3
		2021 (Milestone)	2	6
		2022 (Milestone)	3	3
		2023 (Milestone)	4	-
		2024 (Milestone)	5	-
		2025 (Target)	6	-

Actual Budget and Shortfall:

\$448.09 K

Shortfall: \$90.04 K



Expenses:
\$574.40 K




INDICATOR STATEMENT	YEAR	BMTS	REPORTED RESULT
SP_D_01.d Number of partners that have increased capacities to promote/influence gender responsive legislation (CO, HQ)	2025 (Baseline)	TBD	N/A
	2022 (Milestone)	-	0
	2023 (Milestone)	-	-
	2024 (Milestone)	-	-
	2025 (Target)	TBD	-

INDICATOR STATEMENT	YEAR	BMTS	REPORTED RESULT
SP_D_0.1.h Number of multi-stakeholder dialogue processes to promote engagement of governments with civil society and other partners to advance gender equality and women's empowerment (CO, RO, HQ)	2025 (Baseline)	TBD	N/A
	2022 (Milestone)	-	1
	2023 (Milestone)	-	-
	2024 (Milestone)	-	-
	2025 (Target)	2	-

INDICATOR STATEMENT	YEAR	BMTS	REPORTED RESULT
SP_D_0.4.a	2025 (Baseline)	TBD	N/A
Number of institutions with strengthened capacities to improve the provision of essential services, goods and/or resources for women (CO, RO, HQ)	2022 (Milestone)	-	4
	2023 (Milestone)	-	-
	2024 (Milestone)	-	-
	2025 (Target)	TBD	-

OUTPUT MEX_D_2.1.2

OUTCOME STATEMENT	INDICATOR STATEMENT	YEAR	BMTS	REPORTED RESULT
<p>Women in vulnerable situations and employers improve their access to information on labor rights and integrated social protection systems (domestic workers and migrants / asylum seekers and refugees / returnees)</p> <p>Planned Budget: \$544.06 K</p> 	MEX_D_2.1.2A	2018 (Baseline)	0	N/A
	Number of women with improved access to information and knowledge on labor rights and integrated social protection systems.	2020 (Milestone)	50	0
		2021 (Milestone)	100	59
		2022 (Milestone)	155	-
		2023 (Milestone)	210	-
		2024 (Milestone)	265	-
		2025 (Target)	320	-

Actual Budget and Shortfall:
\$225.58 K

Shortfall: \$318.48 K





Expenses:
\$246.90 K



INDICATOR STATEMENT	YEAR	BMTS	REPORTED RESULT
MEX_D_2.1.2B Number of employers with improved access to information and knowledge on labor rights and integrated social protection systems.	2018 (Baseline)	0	N/A
	2020 (Milestone)	TBD	0
	2021 (Milestone)	TBD	0
	2022 (Milestone)	TBD	-
	2023 (Milestone)	TBD	-
	2024 (Milestone)	TBD	-
	2025 (Target)	TBD	-

INDICATOR STATEMENT	YEAR	BMTS	REPORTED RESULT
SP_D_0.3.a	(Baseline)	-	N/A
Number of research and/or practice-based initiatives undertaken to advance data, evidence and knowledge, including standardised methods to assess, monitor, measure and/or achieve behaviour and/or social/gender norms change (CO)	2022 (Milestone)	-	0
	2023 (Milestone)	-	-
	2024 (Milestone)	-	-
	2025 (Target)	-	-

INDICATOR STATEMENT	YEAR	BMTS	REPORTED RESULT
SP_D_0.3.e Number of draft policies with monitoring/reporting mechanisms developed by partners to address gender-based discrimination and/or combat gender stereotypes (CO)	2025 (Baseline)	TBD	N/A
	2022 (Milestone)	-	0
	2023 (Milestone)	-	-
	2024 (Milestone)	-	-
	2025 (Target)	TBD	-

INDICATOR STATEMENT	YEAR	BMTS	REPORTED RESULT
SP_D_0.4.d	2025 (Baseline)	TBD	N/A
Number of women accessing information, goods, resources and/or services through UNW supported platforms and programs in humanitarian and development settings (CO, HQ)	2022 (Milestone)	-	0
	2023 (Milestone)	-	-
	2024 (Milestone)	-	-
	2025 (Target)	TBD	-

INDICATOR STATEMENT	YEAR	BMTS	REPORTED RESULT
SP_D_0.7.a	2025 (Baseline)	TBD	N/A
Number of thematic interagency mechanisms/teams that effectively address gender mainstreaming in priority areas (CO, RO, HQ)	2022 (Milestone)	-	6
	2023 (Milestone)	-	-
	2024 (Milestone)	-	-
	2025 (Target)	TBD	-

STRATEGIC NOTE OUTCOME PROGRESS NOTE

SHOWING DATA OF : **2022**

By 2025, the population in conditions of greatest vulnerability has access to universal health, education and culture, food, social protection and a comprehensive quality care system.

This outcome has achieved substantial progress in 2022. The legislative and executive branches of government have increased their capabilities to formulate and implement a care strategy at the federal level, resulting in a proposal of General Law of the National Care System , and have acknowledged that care systems are an investment that enables the wellbeing of the population, employment generation, the participation of women in the formal labor market, tax revenues and increased family incomes. The Mexican government has access to evidence and knowledge products for decision-making; local governments and other countries in the region have access to inputs and methodologies, such as a methodology to estimate the costs and returns of investments in care services, to replicate them. The local government of Iztapalapa has the capacities and methodology to implement and replicate a care service for children that contributes to children wellbeing and improved school performance and to free up time of women that allows them to engage in paid work. This was the result of a pilot, in the framework of the Joint Programme Closing Gaps: social protection for women in Mexico, replicable in other municipalities. Women domestic workers and their employers have increased their access to information on labor rights and social security through the implementation of the #EsLoJusto (Because it's fair) communications campaign , led by UN Women in Mexico in collaboration with the RCO, ILO and FAO, along with a multi stakeholder participation (government institutions, private sector, civil society organizations), to raise awareness and spread quality information on how to ensure domestic workers access to fair wages, benefits and social security and their rights.