

Country-Level Data for Niger country Outcome XM-DAC-41146-NER_D_3.1

Data as of:
 27 April 2024

OUTCOME NER_D_3.1 [XM-DAC-41146-NER_D_3.1](#)


Normative and policy frameworks are promoted and adapted in line with international standards and institutions have the commitment, knowledge and capacities to legislate, plan, implement, and monitor policies to adress VAWG, GBV and HP

OUTCOME DETAILS

SDG alignment





Impact areas

 Ending violence against women

Organizational outputs

 Norms, laws, policies and institutions

 Financing for gender equality

 Positive social norms

 Access to services, goods and resources

Outcome Description

The UNWOMEN office in Niger will conduct a quantitative and qualitative assessment of the application of the normative framework on EAWG and conduct a social mobilization to advocate for application of the legislative and political texts and to transform them into action; the civil society organizations will be reinforced to support the advocacy actions to protect women and girls from violence. The office will also reinforce the national and local institutions on GRB for adequate budget allocation to end violence, put in place local initiative for social norms and harmful practices changing and putting in place holistic services for survivors of violence.

UN Partners

 UNDP

WHO



Access to services, goods and resources



Women's voice, leadership and agency

Policy Marker

GENDER EQUALITY

Humanitarian Scope

No

UN System Function

Advocacy, communications and social mobilization

Capacity development and technical assistance

Comprehensive and disaggregated data (discontinued)

Direct support and service delivery

Integrated policy advice and thought leadership

Support functions

RESOURCES

\$1.78 M

Planned Budget

\$1.23 M

Actual Budget

PLANNED BUDGET

ACTUAL BUDGET AND SHORTFALL

EXPENSES



Funding Partners

Other resources (Non-Core)/ Funding Partners:

 European Commission -
Spotlight \$1,233,583

TOTAL OTHER RESOURCES (NON-CORE)
\$1,233,583

OUTCOME NER_D_3.1

B – Baseline M – Milestones T – Target

| OUTCOME STATEMENT | INDICATOR STATEMENT | YEAR | BMTS | REPORTED RESULT |
|--|--|------------------|-------------------|-----------------|
| Normative and policy frameworks are promoted and adapted in line with international standards and institutions have the commitment, knowledge and capacities to legislate, plan, implement, and monitor policies to address VAWG, GBV and HP | NER_D_3.1A | 2017 (Baseline) | 100,000 | N/A |
| | Number of persons mobilized against SGBV | 2018 (Milestone) | 2 million persons | 1000000 |
| | | 2019 (Milestone) | - | 2446 |
| | | 2020 (Milestone) | - | 11027 |
| | | 2021 (Milestone) | - | 14682 |
| | | 2022 (Target) | - | 6000 |

| INDICATOR STATEMENT | YEAR | BMTS | REPORTED RESULT |
|--|------------------|---------------------------|-----------------|
| NER_D_3.1B Increased sensitivity of the population on GBV | 2018 (Baseline) | 7500 | N/A |
| | 2019 (Milestone) | 250000 PERSONS SENSITIZED | True |
| | 2020 (Milestone) | - | True |
| | 2021 (Milestone) | - | True |
| | 2022 (Target) | - | True |

| INDICATOR STATEMENT | YEAR | BMTS | REPORTED RESULT |
|--|------------------|----------------------------|-----------------|
| NER_D_3.1C | 2018 (Baseline) | 0 legal framework for SGBV | N/A |
| Existence and application of legal framework | 2019 (Milestone) | 1 law against SGBV | 0 |
| | 2020 (Milestone) | - | 1 |
| | 2021 (Milestone) | - | 1 |
| | 2022 (Target) | - | 1 |

| INDICATOR STATEMENT | YEAR | BMTS | REPORTED RESULT |
|--|-----------------|------|-----------------|
| NER_D_3.1D | 2021 (Baseline) | 0 | N/A |
| Number of support and materials product and disseminate for information's and knowledges on policies, strategies, legislations, statistics among key actors by strengthening their capacities in promoting women's rights and advocacy | 2022 (Target) | 4 | 2 |

| INDICATOR STATEMENT | YEAR | BMTS | REPORTED RESULT |
|--|------------------|------|-----------------|
| SP_D_3.1A | 2020 (Baseline) | YES | N/A |
| SP 4.11.1: Number of National Action Plans and Strategies to end violence against women that have a component that addresses social norms, attitudes, and behavior transformation, developed with UN-Women's support | 2018 (Milestone) | - | False |
| | 2019 (Milestone) | - | False |
| | 2020 (Milestone) | - | False |
| | 2021 (Target) | YES | True |

| INDICATOR STATEMENT | YEAR | BMTS | REPORTED RESULT |
|---|------------------|------|-----------------|
| SP_D_3.1B | 2020 (Baseline) | YES | N/A |
| SP 4.11.2a: Number of countries that have, with UN Women's support, (1) conducted community activities with women and men, boys and girls on gender equality and respectful relationships and (2) developed national informal or formal education curricula on gender and violence against women in primary and/or secondary schools. | 2018 (Milestone) | - | True |
| | 2019 (Milestone) | - | True |
| | 2020 (Milestone) | - | True |
| | 2021 (Target) | YES | True |

| INDICATOR STATEMENT | YEAR | BMTS | REPORTED RESULT |
|---|------------------|------|-----------------|
| SP_D_3.1C | (Baseline) | - | N/A |
| SP 4.11.3: Number of countries supported by UN-Women to improve guidelines, protocols, standard operating procedures (in line with best practices) on the provision of quality services for victims and survivors | 2018 (Milestone) | - | False |
| | 2019 (Milestone) | - | False |
| | 2020 (Target) | - | False |

| INDICATOR STATEMENT | YEAR | BMTS | REPORTED RESULT |
|--|------------------|------|-----------------|
| SP_D_3.1D | 2020 (Baseline) | YES | N/A |
| SP 4.11.4: Number of countries that provide information about women's rights to access quality essential services for victims and survivors of violence, with UN-Women's support | 2018 (Milestone) | - | False |
| | 2019 (Milestone) | - | False |
| | 2020 (Milestone) | - | True |
| | 2021 (Target) | YES | True |

| INDICATOR STATEMENT | YEAR | BMTS | REPORTED RESULT |
|---|------------------|------|-----------------|
| SP_D_3.1E | 2020 (Baseline) | YES | N/A |
| SP 4.11.2b: Number of countries that have, with UN Women's support, (1) conducted community activities with women and men, boys and girls on gender equality and respectful relationships and (2) developed national informal or formal education curricula on gender and violence against women in primary and/or secondary schools. | 2019 (Milestone) | - | False |
| | 2020 (Milestone) | - | False |
| | 2021 (Target) | YES | True |

| INDICATOR STATEMENT | YEAR | BMTS | REPORTED RESULT |
|--|------------------|------|-----------------|
| SP_D_3.1F | 2020 (Baseline) | YES | N/A |
| SP 4.11.6a: Number of countries that have, with UN Women's support, put in place measures to address gender-based violence (GBV) during the COVID-19 pandemic, which a) integrate violence prevention and response into COVID- 19 response plans, b), c), d), e) | 2020 (Milestone) | - | False |
| | 2021 (Target) | YES | True |

| INDICATOR STATEMENT | YEAR | BMTS | REPORTED RESULT |
|---|------------------|------|-----------------|
| SP_D_3.1G | 2020 (Baseline) | YES | N/A |
| SP 4.11.6b: Number of countries that have, with UN Women's support, put in place measures to address gender-based violence (GBV) during the COVID-19 pandemic, which a) , b) raise awareness through advocacy and campaigns, with targeted messages to both women and men, c), d), e) | 2020 (Milestone) | - | True |
| | 2021 (Target) | YES | True |

| INDICATOR STATEMENT | YEAR | BMTS | REPORTED RESULT |
|---|------------------|------|-----------------|
| SP_D_3.1H | 2020 (Baseline) | NO | N/A |
| SP 4.11.6c: Number of countries that have, with UN Women's support, put in place measures to address gender-based violence (GBV) during the COVID-19 pandemic, which a) , b) , c) provide options for women to report abuse and seek help without alerting perpetrators, d), e) | 2020 (Milestone) | - | False |
| | 2021 (Target) | YES | True |

| INDICATOR STATEMENT | YEAR | BMTS | REPORTED RESULT |
|--|------------------|------|-----------------|
| SP_D_3.II | 2020 (Baseline) | NO | N/A |
| SP 4.II.6d: Number of countries that have, with UN Women's support, put in place measures to address gender-based violence (GBV) during the COVID-19 pandemic, which a) , b) , c), d) ensure continued functioning of shelters for victims of violence and expand their capacity, e) | 2020 (Milestone) | - | False |
| | 2021 (Target) | YES | True |

| INDICATOR STATEMENT | YEAR | BMTS | REPORTED RESULT |
|---|------------------|------|-----------------|
| SP_D_3.1J | 2020 (Baseline) | YES | N/A |
| SP 4.11.6e: Number of countries that have, with UN Women's support, put in place measures to address gender-based violence (GBV) during the COVID-19 pandemic, which a) , b) , c), d), e) ensure women's access to justice through police and justice response to address impunity of perpetrators and protect women and their children | 2020 (Milestone) | - | False |
| | 2021 (Target) | YES | False |

| INDICATOR STATEMENT | YEAR | BMTS | REPORTED RESULT |
|--|------------------|------|-----------------|
| SP_D_3.1K | 2020 (Baseline) | 0 | N/A |
| SP 4.11.7. Number of women's organizations with increased capacities to respond to and mitigate the pandemic, fight against COVID-19 related gender-based violence, racism, xenophobia, stigma, and other forms of discrimination, prevent and remedy human rights abuses, and ensure longer-term recovery | 2020 (Milestone) | - | 19 |
| | 2021 (Target) | 2 | 0 |

| INDICATOR STATEMENT | YEAR | BMTS | REPORTED RESULT |
|--|---------------|------|-----------------|
| SP_D_3.2 | (Baseline) | - | N/A |
| SDG 5.2.2 Proportion of women and girls aged 15 years and older subjected to sexual violence by persons other than an intimate partner in the previous 12 months, by age and place of occurrence (Desk Review) | 2022 (Target) | - | - |
| <ul style="list-style-type: none"> • SDG Indicator : • Common Indicator : | | | |

| INDICATOR STATEMENT | YEAR | BMTS | REPORTED RESULT |
|---|---------------|------|-----------------|
| SP_D_4.1 | (Baseline) | - | N/A |
| SDG 16.7.1: Proportions of positions in national and local institutions, including (a) the legislatures; (b) the public service; and (c) the judiciary, compared to national distributions, by sex, age, persons with disabilities and population groups in fragile, crisis or conflict-affected countries (or territories) (UNDP) (Not for unit reporting) | 2022 (Target) | - | 4223 |

- SDG Indicator :

OUTPUT INDICATOR AND RESULTS

OUTPUT NER_D_3.1.2

| OUTCOME STATEMENT | INDICATOR STATEMENT | YEAR | BMTS | REPORTED RESULT |
|--|--|------------------|------|-----------------|
| Legislative and policy frameworks in line with NER_D_3.1.2A international human rights standards relating to violence against women and girls and harmful practices are in place and translated into plan. Planned Budget: \$1.55 M | Number of Men's clubs created to fight against GBV | 2016 (Baseline) | 0 | N/A |
| | | 2018 (Milestone) | - | - |
| | | 2020 (Milestone) | Yes | False |
| | | 2021 (Milestone) | yes | True |
| | | 2022 (Target) | Yes | True |



Actual Budget and Shortfall:
\$626.65 K

Shortfall: \$924.31 K



Expenses:
\$518.53 K



| INDICATOR STATEMENT | YEAR | BMTS | REPORTED RESULT |
|---|------------------|------|-----------------|
| NER_D_3.1.2B | 2016 (Baseline) | 0 | N/A |
| Number of Actions carried out by the informal justice system to fight against GBV | 2018 (Milestone) | - | - |

| INDICATOR STATEMENT | YEAR | BMTS | REPORTED RESULT |
|--|------------------|-------------------|-----------------|
| NER_D_3.1.2C | 2017 (Baseline) | 100000 persons | N/A |
| Number of persons mobilized against SGBV | 2018 (Milestone) | 2 million persons | - |

| INDICATOR STATEMENT | YEAR | BMTS | REPORTED RESULT |
|--|-----------------|------|-----------------|
| NER_D_3.1.2D Number of people engaged through community platforms and reflective dialogue to eliminate discriminatory social and gender norms and harmful practices that affect girls and women (UNSDCF 2.17.2) | 2022 (Baseline) | 5120 | N/A |

| INDICATOR STATEMENT | YEAR | BMTS | REPORTED RESULT |
|---|---------------|------|-----------------|
| SP_D_0.1.b | (Baseline) | - | N/A |
| Percentage of UN Country Teams reports to the CEDAW Committee submitted (Desk Review) | 2022 (Target) | - | - |

| INDICATOR STATEMENT | YEAR | BMTS | REPORTED RESULT |
|---|---------------|------|-----------------|
| SP_D_0.1.e | (Baseline) | - | N/A |
| Number of partners that have increased capacities to advance gender equality and women's empowerment through national and/or local (multi) sectoral strategies, policies and/or action plans (CO, HQ) | 2022 (Target) | - | 25 |

| INDICATOR STATEMENT | YEAR | BMTS | REPORTED RESULT |
|---|---------------|------|-----------------|
| SP_D_0.1.f | (Baseline) | - | N/A |
| Number of institutions that have increased capacities to design and implement institutional reforms/strategies/policies that promote gender equality and women's empowerment (CO) | 2022 (Target) | - | 5 |

| INDICATOR STATEMENT | YEAR | BMTS | REPORTED RESULT |
|---|---------------|------|-----------------|
| SP_D_0.3.a | (Baseline) | - | N/A |
| Number of research and/or practice-based initiatives undertaken to advance data, evidence and knowledge, including standardised methods to assess, monitor, measure and/or achieve behaviour and/or social/gender norms change (CO) | 2022 (Target) | - | 0 |

| INDICATOR STATEMENT | YEAR | BMTS | REPORTED RESULT |
|--|---------------|------|-----------------|
| SP_D_0.3.b | (Baseline) | - | N/A |
| Number of community or organizational level UN Women programmes that address behaviour and/or social/gender norms – using evidence/practice-based methodologies (CO, HQ) | 2022 (Target) | - | 2 |

| INDICATOR STATEMENT | YEAR | BMTS | REPORTED RESULT |
|--|---------------|------|-----------------|
| SP_D_0.3.e | (Baseline) | - | N/A |
| Number of draft policies with monitoring/reporting mechanisms developed by partners to address gender-based discrimination and/or combat gender stereotypes (CO) | 2022 (Target) | - | 2 |

| INDICATOR STATEMENT | YEAR | BMTS | REPORTED RESULT |
|---|-----------------|------|-----------------|
| SP_D_0.4.a Number of institutions with strengthened capacities to improve the provision of essential services, goods and/or resources for women (CO, RO, HQ) | 2021 (Baseline) | 30 | N/A |

| INDICATOR STATEMENT | YEAR | BMTS | REPORTED RESULT |
|---|-----------------|------|-----------------|
| SP_D_0.4.b | 2021 (Baseline) | No | N/A |
| Number of countries supported to develop and/or implement guidelines, protocols and standard operating procedures to strengthen EVAWG services in line with the Essential Services Package (CO) | | | |

OUTPUT NER_D_3.1.3

| OUTCOME STATEMENT | INDICATOR STATEMENT | YEAR | BMTS | REPORTED RESULT |
|---|--|------------------|------|-----------------|
| National and regional systems and institutions are empowered to plan, fund and implement multisectoral programmes to prevent and respond to violence against women and girls, as well as harmful practices especially through the implementation of the SDG | NER_D_3.1.3A | 2020 (Baseline) | No | N/A |
| | The country established a GRB institutional mechanisms : put in place the GRB focal points from keys targeted lines minister's | 2020 (Milestone) | Yes | True |
| | | 2021 (Milestone) | yes | True |
| | | 2022 (Target) | Yes | True |

Planned Budget:

\$1.25 M



Actual Budget and Shortfall:

\$354.58 K

Shortfall: \$898.10 K



Expenses:
\$266.76 K



| INDICATOR STATEMENT | YEAR | BMTS | REPORTED RESULT |
|---|---------------|------|-----------------|
| SP_D_0.1.e Number of partners that have increased capacities to advance gender equality and women's empowerment through national and/or local (multi) sectoral strategies, policies and/or action plans (CO, HQ) | (Baseline) | - | N/A |
| | 2022 (Target) | - | 25 |

| INDICATOR STATEMENT | YEAR | BMTS | REPORTED RESULT |
|---|---------------|------|-----------------|
| SP_D_0.1.f | (Baseline) | - | N/A |
| Number of institutions that have increased capacities to design and implement institutional reforms/strategies/policies that promote gender equality and women's empowerment (CO) | 2022 (Target) | - | 2 |

| INDICATOR STATEMENT | YEAR | BMTS | REPORTED RESULT |
|---|-----------------|------|-----------------|
| SP_D_0.2.c | 2021 (Baseline) | 16 | N/A |
| Number of national partners with capacities to apply Gender Responsive Budgeting tools in the budget cycle (CO) | | | |

| INDICATOR STATEMENT | YEAR | BMTS | REPORTED RESULT |
|---|-----------------|------|-----------------|
| SP_D_0.2.d Number of tools introduced that support innovative financing and accountability, including related to digital financing, for gender equality (CO) | 2022 (Baseline) | 0 | N/A |

| INDICATOR STATEMENT | YEAR | BMTS | REPORTED RESULT |
|--|---------------|------|-----------------|
| SP_D_0.3.c | (Baseline) | - | N/A |
| Number of data collection initiatives conducted or supported by UN Women that include behaviour and/or social/gender norms dimensions (CO) | 2022 (Target) | - | 14 |

| INDICATOR STATEMENT | YEAR | BMTS | REPORTED RESULT |
|---|---------------|------|-----------------|
| SP_D_0.3.f | (Baseline) | - | N/A |
| Number of countries with a process to design and implement VAW prevention strategies, or with VAW prevention interventions based on global norms and standards (CO) | 2022 (Target) | - | False |

| INDICATOR STATEMENT | YEAR | BMTS | REPORTED RESULT |
|--|-----------------|------|-----------------|
| SP_D_0.7.b | 2022 (Baseline) | 5 | N/A |
| GLOBAL/UNIT: Number of UN System coordination mechanisms in which UN-Women is actively engaged that drive progress on gender mainstreaming mandates and commitments at global, regional and country levels | | | |

| INDICATOR STATEMENT | YEAR | BMTS | REPORTED RESULT |
|---|-----------------|------|-----------------|
| SP_D_0.7.d | 2022 (Baseline) | 25 | N/A |
| Percentage of UN Joint-Programmes with a focus on gender equality in which UN-Women participates as a Participating United Nations Organization (derived from QCPR indicator 1.4.17) (CO, RO) | | | |

OUTPUT NER_D_3.1.4

| OUTCOME STATEMENT | INDICATOR STATEMENT | YEAR | BMTS | REPORTED RESULT |
|--|--|------------------|------|-----------------|
| Gender equitable social norms, attitudes and behaviours change at the community and individual levels to prevent VAWG/SGBV/HP and promote womens and girls sexual and reproductive health rights | NER_D_3.1.4A | 2019 (Baseline) | 700 | N/A |
| | Number (By age and sex) of persons who are trained and engaged to protect and promote women's and girl's rights to avoid harmful practices | 2020 (Milestone) | 3000 | 11027 |
| | | 2021 (Milestone) | 3000 | 2997 |
| | | 2022 (Target) | 1000 | 1000 |

Planned Budget:

\$546.25 K



Actual Budget and Shortfall:

\$375.66 K

Shortfall: \$170.58 K





Expenses:
\$359.90 K



| INDICATOR STATEMENT | YEAR | BMTS | REPORTED RESULT |
|---|---------------|------|-----------------|
| SP_D_0.1.e | (Baseline) | - | N/A |
| Number of partners that have increased capacities to advance gender equality and women’s empowerment through national and/or local (multi) sectoral strategies, policies and/or action plans (CO, HQ) | 2022 (Target) | - | 25 |

| INDICATOR STATEMENT | YEAR | BMTS | REPORTED RESULT |
|---|---------------|------|-----------------|
| SP_D_0.1.h | (Baseline) | - | N/A |
| Number of multi-stakeholder dialogue processes to promote engagement of governments with civil society and other partners to advance gender equality and women's empowerment (CO, RO, HQ) | 2022 (Target) | - | 20 |

OUTPUT NER_D_3.1.5

| OUTCOME STATEMENT | INDICATOR STATEMENT | YEAR | BMTS | REPORTED RESULT |
|--|--|------------------|------|-----------------|
| Women and girls who experience violence and harmful practices use available, accessible, acceptable, and quality essential services including for long term recovery from violence | NER_D_3.1.5A | 2020 (Baseline) | 0 | N/A |
| | Number of women and girls who benefic one form of holestic care provided services supported by UNWomen | 2020 (Milestone) | 40 | 0 |
| | | 2021 (Milestone) | 40 | 0 |
| | | 2022 (Target) | 40 | 1 |

Planned Budget:
\$1.71 M



Actual Budget and Shortfall:
\$757.51 K

Shortfall: \$950.43 K





Expenses:
\$300.18 K



| INDICATOR STATEMENT | YEAR | BMTS | REPORTED RESULT |
|---|------------------|------|-----------------|
| NER_D_3.1.5B proportion of women and girls survivors supported who are refered for a legal support | 2020 (Baseline) | 0% | N/A |
| | 2020 (Milestone) | 50% | 0 |
| | 2021 (Milestone) | 50% | 0 |
| | 2022 (Target) | 50% | 20 |

| INDICATOR STATEMENT | YEAR | BMTS | REPORTED RESULT |
|--|-----------------|------|-----------------|
| SP_D_0.3.b | 2022 (Baseline) | 7 | N/A |
| Number of community or organizational level UN Women programmes that address behaviour and/or social/gender norms – using evidence/practice-based methodologies (CO, HQ) | | | |

| INDICATOR STATEMENT | YEAR | BMTS | REPORTED RESULT |
|---|---------------|------|-----------------|
| SP_D_0.4.a | (Baseline) | - | N/A |
| Number of institutions with strengthened capacities to improve the provision of essential services, goods and/or resources for women (CO, RO, HQ) | 2022 (Target) | - | 13 |

| INDICATOR STATEMENT | YEAR | BMTS | REPORTED RESULT |
|--|---------------|------|-----------------|
| SP_D_0.4.b | (Baseline) | - | N/A |
| Number of countries supported to develop and/or implement guidelines, protocols and standard operating procedures to strengthen EAWG services in line with the Essential Services Package (CO) | 2022 (Target) | - | True |

OUTPUT NER_D_3.1.7

| OUTCOME STATEMENT | INDICATOR STATEMENT | YEAR | BMTS | REPORTED RESULT |
|--|---|------------------|------|-----------------|
| Women's and girl's rights organizations and civil society, including those representing young people and groups facing cross-forms of discrimination/marginalization, influence and make More effectively advancing gender equality, empowering women and girls and contributing to the elimination of violence against them | NER_D_3.1.7A platform of women leaders is established and advocates for EAWG/SGBV/HP | 2019 (Baseline) | No | N/A |
| | | 2020 (Milestone) | Yes | True |
| | | 2021 (Milestone) | yes | True |
| | | 2022 (Target) | YES | True |

Planned Budget:

\$1.16 M



Actual Budget and Shortfall:

\$900.56 K

Shortfall: \$259.17 K



Expenses:
\$497.80 K



| INDICATOR STATEMENT | YEAR | BMTS | REPORTED RESULT |
|---|------------------|------|-----------------|
| NER_D_3.1.7B Number of advocacy activities on EVAWG/SGBV/HP supported by the platform | 2019 (Baseline) | 1 | N/A |
| | 2020 (Milestone) | 3 | 3 |
| | 2021 (Milestone) | 5 | 2 |
| | 2022 (Target) | 2 | 1 |

| INDICATOR STATEMENT | YEAR | BMTS | REPORTED RESULT |
|--|-----------------|-------|-----------------|
| NER_D_3.1.7C Number of men and women (including refugees and migrants) whose skills are enhanced in financial literacy, life skills and entrepreneurship (PCC Indicator 2.14.3) | 2022 (Baseline) | 16175 | N/A |

| INDICATOR STATEMENT | YEAR | BMTS | REPORTED RESULT |
|--|-----------------|------|-----------------|
| NER_D_3.1.7D Number of enterprises and cooperatives in the high-value chain whose technical and financial capacities and resources are strengthened in the municipalities (PCC Indicator 2.14.2) for the benefit of women and youth | 2022 (Baseline) | 0 | N/A |

| INDICATOR STATEMENT | YEAR | BMTS | REPORTED RESULT |
|--|-----------------|------|-----------------|
| SP_D_0.2.a | 2022 (Baseline) | 32 | N/A |
| Number of partners with capacities to integrate gender equality into fiscal laws/policies/standards (CO, RO, HQ) | | | |

| INDICATOR STATEMENT | YEAR | BMTS | REPORTED RESULT |
|--|---------------|------|-----------------|
| SP_D_0.4.b | (Baseline) | - | N/A |
| Number of countries supported to develop and/or implement guidelines, protocols and standard operating procedures to strengthen EAWG services in line with the Essential Services Package (CO) | 2022 (Target) | - | True |

| INDICATOR STATEMENT | YEAR | BMTS | REPORTED RESULT |
|--|-----------------|------|-----------------|
| SP_D_0.4.c | 2022 (Baseline) | 3 | N/A |
| Number of women's organizations with increased capacities to deliver and/or monitor the quality of services, resources and goods for women in humanitarian and development settings (CO, HQ) | | | |

OUTPUT NER_D_3.1.8

| OUTCOME STATEMENT | INDICATOR STATEMENT | YEAR | BMTS | REPORTED RESULT |
|---|----------------------|------------------|--------|-----------------|
| Spotlight Programme Management cost (PMC) | NER_D_3.1.8A | 2019 (Baseline) | Medium | N/A |
| | capacity of delivery | 2020 (Milestone) | high | Medium 30-69% |
| | | 2021 (Milestone) | High | High >70% |
| | | 2022 (Target) | High | High >70% |

Planned Budget:
\$1.77 M

Actual Budget and Shortfall:
\$1.80 M

Shortfall: \$0.00

Expenses:
\$668.71 K



| INDICATOR STATEMENT | YEAR | BMTS | REPORTED RESULT |
|---|---------------|------|-----------------|
| SP_D_0.1.d | (Baseline) | - | N/A |
| Number of partners that have increased capacities to promote/influence gender responsive legislation (CO, HQ) | 2022 (Target) | - | 0 |

| INDICATOR STATEMENT | YEAR | BMTS | REPORTED RESULT |
|---|---------------|------|-----------------|
| SP_D_0.1.e | (Baseline) | - | N/A |
| Number of partners that have increased capacities to advance gender equality and women's empowerment through national and/or local (multi) sectoral strategies, policies and/or action plans (CO, HQ) | 2022 (Target) | - | 5 |

| INDICATOR STATEMENT | YEAR | BMTS | REPORTED RESULT |
|---|---------------|------|-----------------|
| SP_D_0.1.f | (Baseline) | - | N/A |
| Number of institutions that have increased capacities to design and implement institutional reforms/strategies/policies that promote gender equality and women's empowerment (CO) | 2022 (Target) | - | 0 |

| INDICATOR STATEMENT | YEAR | BMTS | REPORTED RESULT |
|---|---------------|------|-----------------|
| SP_D_0.3.f | (Baseline) | - | N/A |
| Number of countries with a process to design and implement VAW prevention strategies, or with VAW prevention interventions based on global norms and standards (CO) | 2022 (Target) | - | False |

| INDICATOR STATEMENT | YEAR | BMTS | REPORTED RESULT |
|---|---------------|------|-----------------|
| SP_D_0.4.a | (Baseline) | - | N/A |
| Number of institutions with strengthened capacities to improve the provision of essential services, goods and/or resources for women (CO, RO, HQ) | 2022 (Target) | - | 13 |

| INDICATOR STATEMENT | YEAR | BMTS | REPORTED RESULT |
|--|---------------|------|-----------------|
| SP_D_0.5.f | (Baseline) | - | N/A |
| Number of initiatives developed and implemented to prevent, monitor and mitigate violence against women in politics (VAWP) and in public life (including gender equality advocates in civil society organizations working on gender equality and women's empowerment, especially women's organizations) (CO, RO, HQ) | 2023 (Target) | - | - |

OUTPUT NER_D_3.1.9

| OUTCOME STATEMENT | INDICATOR STATEMENT | YEAR | BMTS | REPORTED RESULT |
|---|--|-----------------|------|-----------------|
| Quality, disaggregated and globally comparable data on different forms of violence against women and girls and harmful practices are collected, analyzed and used in accordance with international standards to inform laws, policies and programs. | NER_D_3.1.9A | 2021 (Baseline) | NO | N/A |
| | existence of a report on gender and policies | 2022 (Target) | Yes | True |

Planned Budget:

\$72.86 K



Actual Budget and Shortfall:

\$23.39 K

Shortfall: \$49.47 K



Expenses:
\$68.09 K



| INDICATOR STATEMENT | YEAR | BMTS | REPORTED RESULT |
|--|---------------|------|-----------------|
| SP_D_0.3.b | (Baseline) | - | N/A |
| Number of community or organizational level UN Women programmes that address behaviour and/or social/gender norms – using evidence/practice-based methodologies (CO, HQ) | 2022 (Target) | - | 7 |

STRATEGIC NOTE OUTCOME PROGRESS NOTE

SHOWING DATA OF : **2022**

Normative and policy frameworks are promoted and adapted in line with international standards and institutions have the commitment, knowledge and capacities to legislate, plan, implement, and monitor policies to adress VAWG, GBV and HP

On track: but In 2022, Niger now has a strengthened legal framework on which national stakeholders and partners can rely on to better advocate and guide the fight against gender-based violence (GBV). The UN Women country office, in collaboration with UNICEF and with spotlight funds, supported the government through the Ministry of Justice to conduct a comparative study and analysis of the national legislative framework related to violence, women's and girls' sexual and reproductive health rights (SRHR) and harmful practices (NP) in Niger. This study has mobilized and federated national stakeholders from key sectoral ministries to the deconcentrated level, the UNS, CSOs and several other TFPs and has allowed us to formulate relevant recommendations aiming at the implementation of new reforms on the fight against GBV, including the elaboration of a specific law on GBV and the revision of the penal code and the code of criminal procedures in Niger. The review of the latter is already underway.