

# Country-Level Data for Kenya country Outcome XM-DAC-41146-RD\_D\_1.2

Data as of:  
 25 April 2024

OUTCOME RD\_D\_1.2 [XM-DAC-41146-RD\\_D\\_1.2](#)

Increased budgetary allocation for GEWE at national and county level

## OUTCOME DETAILS

### SDG alignment



### Impact areas



Governance and participation in public life

### Organizational outputs



Financing for gender equality



Women's voice, leadership and agency

### Policy Marker

GENDER EQUALITY

### Humanitarian Scope

No

### UN System Function

### Outcome Description

The outcome seeks to strengthen national and county level institutions to develop capacities for evidence-based planning, budgeting, implementation, monitoring and evaluation for accountable service delivery

### UN Partners



UNDP

UNICEF

Capacity development and technical assistance  
Integrated policy advice and thought leadership  
Support functions

RESOURCES

\$621.48 K

Planned Budget

\$495.88 K

Actual Budget

PLANNED BUDGET


ACTUAL BUDGET AND SHORTFALL

EXPENSES





Funding Partners

Regular resources (Core):

 UN Women \$-27

Other resources (Non-Core)/ Funding Partners:

 UN Development Programme (UNDP) \$458,910  Finland \$37,000

TOTAL OTHER RESOURCES (NON-CORE)  
\$495,910

## OUTCOME RD\_D\_1.2

B – Baseline      M – Milestones      T – Target

OUTCOME STATEMENT	INDICATOR STATEMENT	YEAR	BMTS	REPORTED RESULT
Increased budgetary allocation for GEWE at national and county level	RD_D_1.2A	2022 (Baseline)	0	N/A
	% change in allocation for gender activities in the select CIDPs	2019 (Milestone)	-	True
		2022 (Target)	10	-
<ul style="list-style-type: none"> <li>SDG Indicator :</li> </ul>				

INDICATOR STATEMENT	YEAR	BMTS	REPORTED RESULT
RD_D_1.2B	2020 (Baseline)	1	N/A
% of budget allocated to GEWE	2020 (Milestone)	-	3.5
	2021 (Milestone)	-	3.4%
	2022 (Target)	3.5	3.24

INDICATOR STATEMENT	YEAR	BMTS	REPORTED RESULT
SP_D_0.2.3	(Baseline)	-	N/A
Percentage of national budget allocated to gender equality and women's empowerment out of total budget (CO)	2022 (Target)	-	103714820000

- Complementary Indicator :

INDICATOR STATEMENT	YEAR	BMTS	REPORTED RESULT
SP_D_0.2.4	(Baseline)	-	N/A
Number of innovative financing instruments introduced that include gender equality objectives (Desk Review)	2022 (Target)	-	-

INDICATOR STATEMENT	YEAR	BMTS	REPORTED RESULT
SP_D_0.5.4	(Baseline)	-	N/A
Level of influence of civil society organizations working on gender equality and women's empowerment, including women's organizations, in key normative, policy and peace processes (CO, RO, HQ)	2022 (Target)	-	6 2) Campaign Financing Bill (Level 2 Influence) 3) Two-Thirds Gender Rule (Level 4 Influence) 4) Kenya National Action Plan II on Peace & Security (Level 3 Influence)



INDICATOR STATEMENT	YEAR	BMTS	REPORTED RESULT
SP_D_1.1	(Baseline)	-	N/A
SDG 5.5.1: Proportion of seats held by women in (a) national parliaments, (b) local governments and (c) executive positions/ministers (cabinets) held by women (Desk Review)	2022 (Target)	-	-
<ul style="list-style-type: none"> <li>• SDG Indicator :</li> <li>• Common Indicator :</li> </ul>			

INDICATOR STATEMENT	YEAR	BMTS	REPORTED RESULT
SP_D_1.2A	(Baseline)	-	N/A
SP 2.5.1a: Number of high-quality national gender equality action plans developed, costing and/or being implemented with UN-Women's support	2019 (Milestone)	-	True
	2020 (Milestone)	-	False
	2021 (Target)	-	False

INDICATOR STATEMENT	YEAR	BMTS	REPORTED RESULT
SP_D_1.2B	(Baseline)	-	N/A
SP 2.5.2: Number of finance ministries with capacities to integrate gender-responsive budgeting (GRB) in public finance management systems with UN-Women's support	2019 (Milestone)	-	True
	2020 (Milestone)	-	False
	2021 (Target)	-	True

INDICATOR STATEMENT	YEAR	BMTS	REPORTED RESULT
SP_D_1.2C	(Baseline)	-	N/A
SP 2.5.3: Number of national AIDS coordinating bodies and/or relevant sectoral ministries that have strengthened capacity to integrate gender-responsive actions into national HIV strategies, with UN-Women's support	2019 (Milestone)	-	True
	2020 (Milestone)	-	False
	2021 (Target)	-	NA


INDICATOR STATEMENT	YEAR	BMTS	REPORTED RESULT
SP_D_1.2D	(Baseline)	-	N/A
SP 2.5.4a: Number of national women's machineries and women's organizations with capacities to advocate for gender-responsive budgets with UN-Women's support	2019 (Milestone)	-	True
	2020 (Milestone)	-	False
	2021 (Target)	-	True

INDICATOR STATEMENT	YEAR	BMTS	REPORTED RESULT
SP_D_1.2E  SP 2.5.4b: Number of national women's machineries and women's organizations with capacities to advocate for gender-responsive budgets with UN-Women's support	2019 (Baseline)	2	N/A
	2019 (Milestone)	-	5
	2020 (Milestone)	6	1
	2021 (Milestone)	8	3
	2022 (Target)	8	-

INDICATOR STATEMENT	YEAR	BMTS	REPORTED RESULT
SP_D_1.2F	(Baseline)	-	N/A
SP 2.5.1b: Number of high-quality national gender equality action plans developed, costing and/or being implemented with UN-Women's support	2019 (Milestone)	-	True
	2020 (Milestone)	-	False
	2021 (Target)	-	False

OUTPUT INDICATOR AND RESULTS

OUTPUT RD\_D\_1.2.1

OUTCOME STATEMENT	INDICATOR STATEMENT	YEAR	BMTS	REPORTED RESULT
Capacities and systems of targeted institutions for inclusive planning and budgeting enhanced  Planned Budget: <b>\$3.78 M</b>  	RD_D_1.2.1A	2014 (Baseline)	0	N/A
	Proportion of women trained that contest and appear on the ballot paper	2019 (Milestone)	-	1
		2020 (Milestone)	2	-
		2021 (Milestone)	2	-
		2022 (Target)	2	-

Actual Budget and Shortfall:  
**\$2.55 M**

Shortfall: \$1.23 M



Expenses:  
**\$2.16 M**





INDICATOR STATEMENT	YEAR	BMTS	REPORTED RESULT
RD_D_1.2.1B  Number of policy monitoring reports developed by state institutions to monitor implementation of GEWE policies and guidelines at county level	2018 (Baseline)	0	N/A
	2019 (Milestone)	2	0
	2020 (Milestone)	2	-
	2021 (Milestone)	2	-
	2022 (Target)	1	-

INDICATOR STATEMENT	YEAR	BMTS	REPORTED RESULT
RD_D_1.2.1C	2018 (Baseline)	1	N/A
Number of regular reports presenting data and evidence on gender financing compliance, gaps and measures	2019 (Milestone)	1	1
	2020 (Milestone)	2	-
	2021 (Target)	2	-

INDICATOR STATEMENT	YEAR	BMTS	REPORTED RESULT
RD_D_1.2.1K	2019 (Baseline)	2	N/A
Number of policies that advance inclusive planning and budgeting at national and county level with UN Women support	2020 (Milestone)	3	4
	2021 (Milestone)	3	2
	policies/guidelines/recommendations		
	2022 (Target)	3	3
	policies/guidelines/recommendations		

INDICATOR STATEMENT	YEAR	BMTS	REPORTED RESULT
RD_D_1.2.1L	2020 (Baseline)	0	N/A
Number of institutions with systems to implement and monitor inclusive planning and budgeting with UN Women support	2020 (Milestone)	2 institutions	4
	2021 (Milestone)	3	1
	2022 (Target)	4	4

INDICATOR STATEMENT	YEAR	BMTS	REPORTED RESULT
RD_D_1.2.1M	2020 (Baseline)	0	N/A
Number of assessments, policy measures, recovery plans, guidelines and advisory notes developed on gender-responsive prevention and response to Covid-19 with UN Women support	2020 (Milestone)	8	0
	2021 (Milestone)	3	3
	2022 (Target)	-	3

INDICATOR STATEMENT	YEAR	BMTS	REPORTED RESULT
SP_D_0.1.e	(Baseline)	-	N/A
Number of partners that have increased capacities to advance gender equality and women's empowerment through national and/or local (multi) sectoral strategies, policies and/or action plans (CO, HQ)	2022 (Target)	-	29

INDICATOR STATEMENT	YEAR	BMTS	REPORTED RESULT
SP_D_0.2.a	(Baseline)	-	N/A
Number of partners with capacities to integrate gender equality into fiscal laws/policies/standards (CO, RO, HQ)	2022 (Target)	-	0

INDICATOR STATEMENT	YEAR	BMTS	REPORTED RESULT
SP_D_0.2.c	(Baseline)	-	N/A
Number of national partners with capacities to apply Gender Responsive Budgeting tools in the budget cycle (CO)	2022 (Target)	-	4



INDICATOR STATEMENT	YEAR	BMTS	REPORTED RESULT
SP_D_0.4.c	2010 (Baseline)	3	N/A
Number of women's organizations with increased capacities to deliver and/or monitor the quality of services, resources and goods for women in humanitarian and development settings (CO, HQ)			

## OUTPUT RD\_D\_1.2.3

OUTCOME STATEMENT	INDICATOR STATEMENT	YEAR	BMTS	REPORTED RESULT
Capacities of state-and non-state actors to monitor and report on progress in implementation of global normative and policy frameworks on GEWE enhanced	RD_D_1.2.3A	2014 (Baseline)	46	N/A
	Number of networks of NSA and gender equality advocates generating support for women leaders through coordinated platforms	2019 (Milestone)	3	3
		2020 (Milestone)	3	2
		2021 (Milestone)	2	2
		2022 (Target)	2	1

Planned Budget:  
\$769.60 K

Actual Budget and Shortfall:  
\$251.57 K

Shortfall: \$518.04 K

Expenses:  
\$15.54 K



INDICATOR STATEMENT	YEAR	BMTS	REPORTED RESULT
SP_D_0.1.f	(Baseline)	-	N/A
Number of institutions that have increased capacities to design and implement institutional reforms/strategies/policies that promote gender equality and women's empowerment (CO)	2022 (Target)	-	24

INDICATOR STATEMENT	YEAR	BMTS	REPORTED RESULT
SP_D_0.1.h	(Baseline)	-	N/A
Number of multi-stakeholder dialogue processes to promote engagement of governments with civil society and other partners to advance gender equality and women's empowerment (CO, RO, HQ)	2022 (Target)	-	3

INDICATOR STATEMENT	YEAR	BMTS	REPORTED RESULT
SP_D_0.3.e	(Baseline)	-	N/A
Number of draft policies with monitoring/reporting mechanisms developed by partners to address gender-based discrimination and/or combat gender stereotypes (CO)	2022 (Target)	-	2

## OUTPUT RD\_D\_1.2.2

OUTCOME STATEMENT	INDICATOR STATEMENT	YEAR	BMTS	REPORTED RESULT
Capacities of gender equality advocates to advocate for gender responsive plans and budgets enhanced  Planned Budget: <b>\$1.89 M</b>	RD_D_1.2.2A	2018 (Baseline)	0	N/A
	Number of women organisations and/or networks supported to participate and influence planning and budgeting processes at the county level	2019 (Milestone)	4	2
		2020 (Milestone)	2	14
		2021 (Milestone)	7	2
		2022 (Target)	14	8

Actual Budget and Shortfall:  
**\$186.47 K**

Shortfall: \$1.71 M



Expenses:  
\$195.08 K



INDICATOR STATEMENT	YEAR	BMTS	REPORTED RESULT
RD_D_1.2.2B	2023 (Baseline)	No	N/A
2.1.b: CARRY OVER Indicator 3.2.2A: Functioning interoperable repository of VAWG data with UN Women support			

INDICATOR STATEMENT	YEAR	BMTS	REPORTED RESULT
SP_D_0.1.e	(Baseline)	-	N/A
Number of partners that have increased capacities to advance gender equality and women's empowerment through national and/or local (multi) sectoral strategies, policies and/or action plans (CO, HQ)	2022 (Target)	-	29

INDICATOR STATEMENT	YEAR	BMTS	REPORTED RESULT
SP_D_0.1.f	(Baseline)	-	N/A
Number of institutions that have increased capacities to design and implement institutional reforms/strategies/policies that promote gender equality and women's empowerment (CO)	2022 (Target)	-	26

INDICATOR STATEMENT	YEAR	BMTS	REPORTED RESULT
SP_D_0.1.g	2022 (Baseline)	Yes	N/A
Number of national AIDS coordinating bodies and/or national multi-sectoral HIV programmes that have strengthened capacity to integrate gender-responsive actions into national HIV strategies (CO)			



INDICATOR STATEMENT	YEAR	BMTS	REPORTED RESULT
SP_D_0.4.a	2022 (Baseline)	2	N/A
Number of institutions with strengthened capacities to improve the provision of essential services, goods and/or resources for women (CO, RO, HQ)			

## STRATEGIC NOTE OUTCOME PROGRESS NOTE

SHOWING DATA OF : 2022

### Increased budgetary allocation for GEWE at national and county level

Kenya has in 2022 made some progress in increasing the amount of budget allocated to Gender Equality and Women Empowerment (GEWE), with the support of UN Women. Results National Level According to a report by the Parliamentary Service Commission 2022 (Revenue and Expenditure for 2021/2022), the amount of budget allocated to GEWE in Kenya for the FY 21/22 increased by 0.9% (KES. 314.82 million). The full amount allocated to GEWE was KES 103.7 billion representing 3.24% of the total national budget of KES 3.7 trillion. In the 2020/21 national budget allocation for addressing equity and poverty through social protection for vulnerable groups GEWE allocation stood at KES 103.4 billion (3.4% of the national budget), an increase from KES 88.4B in FY2019/20 (3.16 % of the total national budget). Despite the slight increase in the budget allocated to Gender Empowerment for the FY 21/22, the National Government expenditure on social services decreased by 23.2% from KES. 64.3 billion in 2020/21 to KES. 49.4 billion in 2021/22. Loan disbursements by the Women Enterprise Fund and the Uwezo Fund decreased by 4.6% and 5.4% to KES. 3.1 billion and KES. 0.6 billion, respectively, in 2021/22. Disbursement by the Youth Enterprise Development Fund increased by 25.7% to KES. 730 million in 2021/22. Moreover, Grants disbursed by the National Government Affirmative Action Fund increased by 19.4% to KES. 1.1 billion in 2021/21. The total value of public procurement reserved for youth, women, and Persons with Disabilities (PWD) groups increased by 25.0% from KES. 65.3 billion in 2020/21 to KES. 81.6 billion in 2021/22 [Source of Data: Economic Survey 2022, pg.7] In comparison, Loan disbursements by Women Enterprise Fund, Uwezo Fund and Youth Enterprise Development Fund increased by 1.4% 26% and 21.5%, respectively in 2020/21. The total amount of grants disbursed by the National Government Affirmative Action Fund in three of their programmes (Social Economic Empowerment, Value Addition Initiatives and Bursaries Scholarships for vulnerable students), increased by 3.8 per cent from KES 758.9 million in 2019/20 to KES 788 million in 2020/21. County Level Similar results were observed at the county level, especially in the priority counties of UN Women. For instance, in Wajir County, the County Assembly allocated Ksh 3.5M for youth and women empowerment projects in the FY 2021/22 with priorities being given to a revolving fund accessible to women and youth to enable them to invest in income-generating activities. The net effect of this allocation was to have more funds for

special interest groups with the aim of improving their lives and livelihood. In Kajiado the County Assembly approved Ksh 15M for the youth and women empowerment fund an amount that would be utilized as a revolving fund for the mentioned SIG. Further Isiolo allocated an additional 22 million for youth, PWD, and women empowerment programs, which include but are not limited to the construction of vocational institutes and having an allocation to boost the small and medium enterprises for the youth and women in the county. Lamu County Assembly Allocated Ksh 4M towards youth, women, and PWDs empowerment schemes in the FY 2021/ 22 with social halls being constructed where women and youth would converge to learn and acquire skills on investment opportunities in place. Garissa County gender champions advocated for an allocation of 63M towards gender interventions. The amount was however reduced by 50M, which was reallocated to offset pending bills. The balance, however, was channeled towards women empowerment projects in the County with the priority to provide a safe environment for women and children by putting in place mechanisms to reduce gender-based marriages and FGM as well as offering women some funds to invest in income-generating activities. Notably, Isiolo, Lamu, Kajiado and Wajir counties did not have gender responsive budgeting policies in place for the FY 20/21 therefore data on budget allocation to GEWE was not available for the FY 20/21 in these counties. These results build on the previous results on GEWE budgetary allocation for the FY 20/21 in Muranga, Kiambu and Meru County which stood at KES 6.2M, 5M and 4M respectively. UN Women will continue supporting national institutions such as Society of the Clerks at the Table (SOCATT), Council of Governors (CoG), County Assemblies Forum (CAF), Commission Revenue Allocation (CRA) and Office of Control of Budget (OCOB) to upscale the capacity gains in the 14 devolution counties to the other 33 counties across the country. Contribution of UN Women UN Women contributed to these results through various interventions. Firstly, UN Women supported Society of the Clerks At The Table (SOCATT) in the drafting and final review of the county assembly gender analysis toolkit for county assemblies in Kenya, which was used to mainstream gender in county plans and budgets including County Integrated Development Plans (CIDP III). Further, UN Women coached and mentored the programme staff of Tropical Institute of Community Health and Development (TICH) and the Federation of Women Lawyers (FIDA) on how to conduct monitoring and reporting of gender audits conducted by gender champions. UN Women has also supported the Office of the Control of Budget and National Treasury through the development of the Controller of Budget Management Information System (COBMIS). Specifically, UN Women provided inputs draft guidelines on the gender variables to be integrated in the system. Lessons learned It is important to have continuous efforts and follow-up of operationalization of COBMIS to ensure data on gender-related projects in the social sector in the Counties is fully disaggregated