

Country-Level Data for Rwanda country Outcome

XM-DAC-41146-RWA_O_3

Data as of:
5 May 2024

OUTCOME RWA_O_3 [XM-DAC-41146-RWA_O_3](#)


High quality of programmes through knowledge, innovation, results-based management and evaluation

OUTCOME DETAILS

SDG alignment



Impact areas

 Principled performance

Organizational outputs

Policy Marker

GENDER EQUALITY

Humanitarian Scope

No

UN System Function

Advocacy, communications and social mobilization

Capacity development and technical assistance

Comprehensive and disaggregated data (discontinued)

Outcome Description

High quality of programmes through knowledge, innovation, results-based management and evaluation

Integrated Normative Support (in the context of operational activities)

RESOURCES

\$89.00 K

Planned Budget

\$89.59 K

Actual Budget

PLANNED BUDGET

ACTUAL BUDGET AND SHORTFALL

EXPENSES




Funding Partners

Regular resources (Core):


 UN Women
\$36,000

Other resources (Non-Core)/ Funding Partners:

 Switzerland
\$6,000

 Multi-Partner Trust Fund Office
\$7,543

 MPTF-UN COVID-19 Response
\$1,197

 Canada
\$37,845

 Unilever
\$1,000

TOTAL OTHER RESOURCES (NON-CORE)
\$53,585

OUTCOME INDICATOR AND RESULTS

PLAN PERIOD : 2019-2024

OUTCOME RWA_O_3

B – Baseline M – Milestones T – Target

OUTCOME STATEMENT	INDICATOR STATEMENT	YEAR	BMTS	REPORTED RESULT
High quality of programmes through knowledge, innovation, results-based management and evaluation	SP_O_3A	2019 (Baseline)	2	N/A
	SP O_3.1: Number of initiatives implemented in partnership with the private sector to scale up innovations that address the challenges faced by women and girls (Not for country reporting)	2019 (Milestone)	-	-
		2020 (Milestone)	-	-
		2021 (Milestone)	-	-
		2023 (Milestone)	-	-
		2024 (Target)	-	-

INDICATOR STATEMENT	YEAR	BMTS	REPORTED RESULT
SP_O_3B	(Baseline)	-	N/A
SP O_3.2: Number of UN-Women offices and units that pilot or scale up digital innovations (Not for country reporting)	2019 (Milestone)	-	-
	2020 (Milestone)	-	-
	2021 (Milestone)	-	-
	2023 (Milestone)	-	-
	2024 (Target)	-	-

INDICATOR STATEMENT	YEAR	BMTS	REPORTED RESULT
SP_O_3C	(Baseline)	-	N/A
SP O_3.3: Percentage of UN-Women field offices indicating that UN-Women has undertaken activities in the country to support south-south, north-south or triangular cooperation (Derived from QCPR indicator 43d) (Similar to UNICEF)	2019 (Milestone)	-	NA
	2020 (Milestone)	-	0
	2021 (Milestone)	-	1
	2023 (Milestone)	-	-
	2024 (Target)	-	-

INDICATOR STATEMENT	YEAR	BMTS	REPORTED RESULT
SP_O_3D	(Baseline)	-	N/A
SP O_3.4: Number of countries that have a UN-Women-led national gender equality profile based on gender data sets available, disaggregated by relevant characteristics	2019 (Milestone)	-	NA
	2020 (Milestone)	-	1
	2021 (Milestone)	-	0
	2023 (Milestone)	-	-
	2024 (Target)	-	-

INDICATOR STATEMENT	YEAR	BMTS	REPORTED RESULT
SP_O_3E	(Baseline)	-	N/A
SP O_3.5: Number of participants trained on gender-equality related topics via the Training Centre, disaggregated by sex and type of organization (Not for country reporting)	2019 (Milestone)	-	-
	2020 (Milestone)	-	-
	2021 (Milestone)	-	-
	2023 (Milestone)	-	-
	2024 (Target)	-	-

INDICATOR STATEMENT	YEAR	BMTS	REPORTED RESULT
SP_O_3F	(Baseline)	-	N/A
SP O_3.6: Number of thematic communities of practice with systems for capturing, storing and sharing knowledge	2019 (Milestone)	-	7
	2020 (Milestone)	-	0
	2021 (Milestone)	-	2
	2023 (Milestone)	-	-
	2024 (Target)	-	-

INDICATOR STATEMENT	YEAR	BMTS	REPORTED RESULT
SP_O_3G	(Baseline)	-	N/A
SP O_3.7: a. Number of citations of UN-Women's global reports (Progress of the World 's Women, World Survey on the Role of Women in Development, SDGs and Gender Report) (Not for country reporting)	2019 (Milestone)	-	-
	2020 (Milestone)	-	-
	2021 (Milestone)	-	-
	2023 (Milestone)	-	-
	2024 (Target)	-	-

INDICATOR STATEMENT	YEAR	BMTS	REPORTED RESULT
SP_O_3H	(Baseline)	-	N/A
SP O_3.7: b. Number of downloads of UN-Women's knowledge products (Not for country reporting)	2019 (Milestone)	-	-
	2020 (Milestone)	-	-
	2021 (Milestone)	-	-
	2023 (Milestone)	-	-
	2024 (Target)	-	-

INDICATOR STATEMENT	YEAR	BMTS	REPORTED RESULT
SP_O_3I	(Baseline)	-	N/A
SP O_3.8: Percentage of Strategic Notes and Annual Reports that meet quality standards in results-based management (Not for country reporting)	2019 (Milestone)	-	NA
	2020 (Milestone)	-	-
	2021 (Milestone)	-	-
	2023 (Milestone)	-	-
	2024 (Target)	-	-

INDICATOR STATEMENT	YEAR	BMTS	REPORTED RESULT
SP_O_3J	(Baseline)	-	N/A
SP O_3.9: Percentage of programme staff trained on results based management (Not for country reporting)	2019 (Milestone)	-	-
	2020 (Milestone)	-	-
	2021 (Milestone)	-	-
	2023 (Milestone)	-	-
	2024 (Target)	-	-

INDICATOR STATEMENT	YEAR	BMTS	REPORTED RESULT
SP_O_3K	(Baseline)	-	N/A
SP O_3.10: Percentage of planned evaluations being conducted (Similar to UNICEF and UNFPA) (Not for country reporting)	2019 (Milestone)	-	-
	2020 (Milestone)	-	-
	2021 (Milestone)	-	-
	2023 (Milestone)	-	-
	2024 (Target)	-	-

INDICATOR STATEMENT	YEAR	BMTS	REPORTED RESULT
SP_O_3L	(Baseline)	-	N/A
SP O_3.II: Percentage of evaluations rated "good and above" (Similar to UNICEF and UNFPA) (Not for country reporting)	2019 (Milestone)	-	-
	2020 (Milestone)	-	-
	2021 (Milestone)	-	-
	2023 (Milestone)	-	-
	2024 (Target)	-	-

OUTPUT INDICATOR AND RESULTS

OUTPUT RWA_O_3.2

OUTCOME STATEMENT	INDICATOR STATEMENT	YEAR	BMTS	REPORTED RESULT
UN Women Rwanda effectively contributes to and participates in national, regional and south-south innovation and knowledge-management initiatives. Planned Budget: \$773.64 K <div></div>	RWA_O_3.2A Rates of programme expenditure (core and non-core)	2013 (Baseline)	70%	N/A
		2019 (Milestone)	1	5
		2020 (Milestone)	2	0
		2021 (Milestone)	3	1
		2022 (Milestone)	4	0
		2023 (Milestone)	5	-
		2024 (Target)	5	-
		Actual Budget and Shortfall:		

\$848.77 K

Shortfall: \$0.00




Expenses:
\$749.99 K



INDICATOR STATEMENT	YEAR	BMTS	REPORTED RESULT
RWA_O_3.2B New national gender equality profile developed based on current data sets	2018 (Baseline)	Yes	N/A
	2019 (Milestone)	No	True
	2020 (Milestone)	No	True
	2021 (Milestone)	No	True
	2022 (Milestone)	No	True
	2023 (Milestone)	Yes	-
	2024 (Target)	Yes	-

INDICATOR STATEMENT	YEAR	BMTS	REPORTED RESULT
RWA_O_3.2D	2014 (Baseline)	50%	N/A
ICF implemented	2023 (Milestone)	-	-
	2024 (Target)	-	-

OUTPUT RWA_O_3.1

OUTCOME STATEMENT	INDICATOR STATEMENT	YEAR	BMTS	REPORTED RESULT
UN Women Rwanda's programmes are qualitatively enhanced through the systematic use of results-based management principles and evaluations. Planned Budget: \$186.00 K 	RWA_O_3.1A	2018 (Baseline)	80%	N/A
	Percentage of programme staff trained on results-based management	2019 (Milestone)	100%	80
		2020 (Milestone)	100%	100%
		2021 (Milestone)	100%	100%
		2022 (Milestone)	100%	100
		2023 (Milestone)	100%	-
		2024 (Target)	100	-

Actual Budget and Shortfall:
\$85.12 K

Shortfall: \$100.88 K



Expenses:
\$66.31 K





INDICATOR STATEMENT	YEAR	BMTS	REPORTED RESULT
RWA_O_3.1B Percentage of planned evaluations conducted	2018 (Baseline)	100%	N/A
	2019 (Milestone)	100%	100
	2020 (Milestone)	100%	0
	2021 (Milestone)	100%	0
	2022 (Milestone)	100%	0
	2023 (Milestone)	100%	-
	2024 (Target)	100	-

INDICATOR STATEMENT	YEAR	BMTS	REPORTED RESULT
RWA_O_3.1C Percentage of evaluations rated "satisfactory and above"	2018 (Baseline)	0%	N/A
	2019 (Milestone)	100%	0
	2020 (Milestone)	100%	0
	2021 (Milestone)	100%	0
	2022 (Milestone)	100%	0
	2023 (Milestone)	100%	-
	2024 (Target)	100	-

STRATEGIC NOTE OUTCOME PROGRESS NOTE

SHOWING DATA OF : **2022**

High quality of programmes through knowledge, innovation, results-based management and evaluation

UN Women continued to endeavour to implement high quality of programmes. Through annual trainings in RBM and financial reporting for UN Women staff and all implementing and responsible partners has resulted in effective compliance with UN Women regulations. 100% of programme staff and 56 staff from 30 implementing partners that the CO is working with have increased their skills in Result Based Management (RBM) which helped the CO and partners to produce plans, reports and human-interest stories which are evidence based and inform the entire programme cycle and decision making. In 2022, 100% of donor reports were submitted on time and maintained a high quality.