

Country-Level Data for Somalia country Outcome

XM-DAC-41146-SOM_D_4.2

Data as of:

14 May 2024

OUTCOME SOM_D_4.2

XM-DAC-41146-SOM_D_4.2

Al-Shabaab is reduced and degraded, and respect, protection, and promotion of human rights, gender equality, tolerance, climate security, and environmental governance is sustained through strengthened security and rule of law institutions and improved accountability mechanisms and legal frameworks

OUTCOME DETAILS

SDG alignment







Impact areas



Women, peace and security, humanitarian action and disaster risk reduction

Organizational outputs


-  Norms, laws, policies and institutions
-  Positive social norms
-  Access to services, goods and resources
-  Women's voice, leadership and agency

Outcome Description

-

UN Partners

-  UNAIDS
-  UNDP
-  UNFPA
-  UNICEF
-  WHO

 women's voice, leadership and agency

 Gender statistics

Policy Marker

GENDER EQUALITY

Humanitarian Scope

Yes

UN System Function

Capacity development and technical assistance

Comprehensive and disaggregated data (discontinued)

Direct support and service delivery

Support functions

RESOURCES

\$1.15 M

Planned Budget

\$239.93 K

Actual Budget

PLANNED BUDGET



ACTUAL BUDGET AND SHORTFALL



EXPENSES



Funding Partners

Other resources (Non-Core)/ Funding Partners:

	Peacebuilding Fund \$96,996		Multi-Partner Trust Fund Office \$136,376
---	--------------------------------	---	--

TOTAL OTHER RESOURCES (NON-CORE)
\$233,372

OUTCOME SOM_D_4.2

B – Baseline M – Milestones T – Target

OUTCOME STATEMENT	INDICATOR STATEMENT	YEAR	BMTS	REPORTED RESULT
Al-Shabaab is reduced and degraded, and respect, protection, and promotion of human rights, gender equality, tolerance, climate security, and environmental governance is sustained through strengthened security and rule of law institutions and improved accountability mechanisms and legal frameworks	SOM_D_4.2A Proportion of the population who have experienced a dispute in the past two years and who accessed a formal or informal dispute resolution mechanism, by type of mechanism and disaggregated by gender and displacement status (Indicator A of UNCF Outcome 2.1)	2021 (Baseline)	500	N/A
		2022 (Milestone)	-	613
		2023 (Milestone)	-	-
		2024 (Milestone)	-	-
		2025 (Target)	700	-

INDICATOR STATEMENT	YEAR	BMTS	REPORTED RESULT
SOM_D_4.2B Proportion of citizens who believe that decision-making processes are inclusive and that government is responsive to citizens' needs (Indicator C of UNCF Outcome 1.2)	2021 (Baseline)	0	N/A
	2022 (Milestone)	-	0
	2023 (Milestone)	-	-
	2024 (Milestone)	-	-
	2025 (Target)	1000	-

INDICATOR STATEMENT	YEAR	BMTS	REPORTED RESULT
SP_D_0.1.3	(Baseline)	-	N/A
SDG 5.1.1: Whether or not legal frameworks are in place to promote, enforce and monitor equality and non-discrimination on the basis of sex (Desk Review)	2022 (Milestone)	-	-
	2023 (Milestone)	-	-
	2024 (Milestone)	-	-
	2025 (Target)	-	-
<ul style="list-style-type: none"> • SDG Indicator : • Complementary Indicator : • Common Indicator : 			

INDICATOR STATEMENT	YEAR	BMTS	REPORTED RESULT
SP_D_0.1.6	(Baseline)	-	N/A
Number of legal and policy frameworks that promote gender balance in decision making institutions and processes (CO)	2022 (Milestone)	-	True
	2023 (Milestone)	-	-
	2024 (Milestone)	-	-
	2025 (Target)	-	-
• Complementary Indicator :			

INDICATOR STATEMENT	YEAR	BMTS	REPORTED RESULT
SP_D_0.3.1	(Baseline)	-	N/A
Extent of bias in gender equality attitudes and/or gender social norms among individuals (CO)	2022 (Milestone)	-	High
	2023 (Milestone)	-	-
	2024 (Milestone)	-	-
	2025 (Target)	-	-
• Complementary Indicator :			

INDICATOR STATEMENT	YEAR	BMTS	REPORTED RESULT
SP_D_0.3.2	(Baseline)	-	N/A
Number of institutions putting in places policies and practices to address gender-based discrimination and/or combat gender stereotypes (CO)	2022 (Milestone)	-	1
	2023 (Milestone)	-	-
	2024 (Milestone)	-	-
	2025 (Target)	-	-
• Complementary Indicator :			

INDICATOR STATEMENT	YEAR	BMTS	REPORTED RESULT
SP_D_0.4.1	(Baseline)	-	N/A
Number of countries where there has been an increase in the number of women who access services after experiencing violence or discrimination (CO)	2022 (Milestone)	-	True
	2023 (Milestone)	-	-
	2024 (Milestone)	-	-
	2025 (Target)	-	-
• Complementary Indicator :			

INDICATOR STATEMENT	YEAR	BMTS	REPORTED RESULT
SP_D_0.5.4	(Baseline)	-	N/A
Level of influence of civil society organizations working on gender equality and women's empowerment, including women's organizations, in key normative, policy and peace processes (CO, RO, HQ)	2022 (Milestone)	-	1
	2023 (Milestone)	-	-
	2024 (Milestone)	-	-
	2025 (Target)	-	-

INDICATOR STATEMENT	YEAR	BMTS	REPORTED RESULT
SP_D_0.6.2	(Baseline)	-	N/A
Number of national plans and strategies that integrate gender statistics as an objective or strategy (CO, RO, HQ)	2022 (Milestone)	-	1
	2023 (Milestone)	-	-
	2024 (Milestone)	-	-
	2025 (Target)	-	-
• Complementary Indicator :			

OUTPUT INDICATOR AND RESULTS

OUTPUT SOM_D_4.2.1

OUTCOME STATEMENT	INDICATOR STATEMENT	YEAR	BMTS	REPORTED RESULT
Capacity and gender-responsiveness of the existing rule of law and security sector institutions improved, particularly in handling cases of conflict-related sexual violence (CRSV)	SOM_D_4.2.1A Number of strategies, SOPs, Codes of Conduct, that are gender-responsive and meet human rights standards developed or revised in support of justice and security sector institutions	2016 (Baseline)	1	N/A
		2022 (Milestone)	10%	80
		2023 (Milestone)	-	-
		2024 (Milestone)	10%	-
		2025 (Target)	10%	-

Planned Budget:
\$3.12 M

Actual Budget and Shortfall:
\$1.59 M

Shortfall: \$1.53 M

Expenses:
\$1.03 M


INDICATOR STATEMENT	YEAR	BMTS	REPORTED RESULT
SOM_D_4.2.1B	2017 (Baseline)	130	N/A
Number of personnel of formal and informal justice institutions whose capacities to provide justice to women are strengthened	2023 (Milestone)	-	-
	2024 (Milestone)	-	-
	2025 (Target)	-	-

INDICATOR STATEMENT	YEAR	BMTS	REPORTED RESULT
SP_D_0.2.c	(Baseline)	-	N/A
Number of national partners with capacities to apply Gender Responsive Budgeting tools in the budget cycle (CO)	2022 (Milestone)	-	1
	2023 (Milestone)	-	-
	2024 (Milestone)	-	-
	2025 (Target)	-	-

INDICATOR STATEMENT	YEAR	BMTS	REPORTED RESULT
SP_D_0.2.e	(Baseline)	-	N/A
Percent of gender responsive budget allocated in peacebuilding funding mechanisms (Desk Review)	2022 (Milestone)	-	-
	2023 (Milestone)	-	-
	2024 (Milestone)	-	-
	2025 (Target)	-	-

INDICATOR STATEMENT	YEAR	BMTS	REPORTED RESULT
SP_D_0.5.d	(Baseline)	-	N/A
Number of civil society organizations working on gender equality and women's empowerment, especially women's organizations, that have strengthened capacity to exercise their leadership role towards the achievement of gender equality and women's empowerment (CO, RO, HQ)	2022 (Milestone)	-	12
	2023 (Milestone)	-	-
	2024 (Milestone)	-	-
	2025 (Target)	-	-

OUTPUT SOM_D_4.2.2

OUTCOME STATEMENT	INDICATOR STATEMENT	YEAR	BMTS	REPORTED RESULT
<p>Women-led conflict early-warning system and preparedness plans developed and operationalized.</p> <p>Planned Budget: \$1.52 M</p> 	SOM_D_4.2.2A	2016 (Baseline)	No evidence on elders engaged	N/A
	Number of elders and women network reached on awareness on VAW and women's rights among women and communities	2022 (Milestone)	3	1
		2023 (Milestone)	-	-
		2024 (Milestone)	-	-
		2025 (Target)	3	-

Actual Budget and Shortfall:
\$366.27 K

Shortfall: \$1.16 M



Expenses:
\$93.67 K




INDICATOR STATEMENT	YEAR	BMTS	REPORTED RESULT
SOM_D_4.2.2B Number of functional safe spaces established with UN Women support, for survivors of VAWG	2018 (Baseline)	0	N/A
	2022 (Milestone)	18	0
	2023 (Milestone)	-	-
	2024 (Milestone)	-	-
	2025 (Target)	18	-

INDICATOR STATEMENT	YEAR	BMTS	REPORTED RESULT
SP_D_0.1.e Number of partners that have increased capacities to advance gender equality and women's empowerment through national and/or local (multi) sectoral strategies, policies and/or action plans (CO, HQ)	(Baseline)	-	N/A
	2022 (Milestone)	-	6
	2023 (Milestone)	-	-
	2024 (Milestone)	-	-
	2025 (Target)	-	-

INDICATOR STATEMENT	YEAR	BMTS	REPORTED RESULT
SP_D_0.2.a Number of partners with capacities to integrate gender equality into fiscal laws/policies/standards (CO, RO, HQ)	(Baseline)	-	N/A
	2022 (Milestone)	-	2
	2023 (Milestone)	-	-
	2024 (Milestone)	-	-
	2025 (Target)	-	-

INDICATOR STATEMENT	YEAR	BMTS	REPORTED RESULT
SP_D_0.2.e	(Baseline)	-	N/A
Percent of gender responsive budget allocated in peacebuilding funding mechanisms (Desk Review)	2022 (Milestone)	-	-
	2023 (Milestone)	-	-
	2024 (Milestone)	-	-
	2025 (Target)	-	-

OUTPUT SOM_D_4.2.3

OUTCOME STATEMENT	INDICATOR STATEMENT	YEAR	BMTS	REPORTED RESULT
<p>More justice institutions are accessible to and deliver for women and girls</p> <p>Planned Budget: \$876.30 K</p> 	SP_D_0.1.e	(Baseline)	-	N/A
	Number of partners that have increased capacities to advance gender equality and women's empowerment through national and/or local (multi) sectoral strategies, policies and/or action plans (CO, HQ)	2022 (Milestone)	-	8
		2023 (Milestone)	-	-
		2024 (Milestone)	-	-
		2025 (Target)	-	-

Actual Budget and Shortfall:
\$43.12 K

Shortfall: \$833.19 K



Expenses:

\$41.08 K



INDICATOR STATEMENT	YEAR	BMTS	REPORTED RESULT
SP_D_0.2.a Number of partners with capacities to integrate gender equality into fiscal laws/policies/standards (CO, RO, HQ)	(Baseline)	-	N/A
	2022 (Milestone)	-	2
	2023 (Milestone)	-	-
	2024 (Milestone)	-	-
	2025 (Target)	-	-

INDICATOR STATEMENT	YEAR	BMTS	REPORTED RESULT
SP_D_0.4.f	(Baseline)	-	N/A
Number of people who have access to justice and the proportion of whom are women (CO, HQ)	2022 (Milestone)	-	0
	2023 (Milestone)	-	-
	2024 (Milestone)	-	-
	2025 (Target)	-	-

INDICATOR STATEMENT	YEAR	BMTS	REPORTED RESULT
SP_D_0.6.b	(Baseline)	-	N/A
Number of data producers and users with strengthened capacities in the collection, analysis, dissemination and use of gender statistics (CO)	2022 (Milestone)	-	0
	2023 (Milestone)	-	-
	2024 (Milestone)	-	-
	2025 (Target)	-	-

OUTPUT SOM_D_4.2.4

OUTCOME STATEMENT	INDICATOR STATEMENT	YEAR	BMTS	REPORTED RESULT
Women and girls at risk of COVID-19, access and benefit from relevant prevention and mitigation measures targeting 8,800 women and girls. Planned Budget: \$0.00	SOM_D_4.2.4A	2021 (Baseline)	400	N/A
	Indicator 4.2.4A: Number of women participate and benefit from COVID-19 education and awareness	2022 (Milestone)	600	-
		2023 (Milestone)	-	-
		2024 (Milestone)	-	-
		2025 (Target)	-	-

Actual Budget and Shortfall:
\$0.00

Shortfall: \$0.00

Expenses:
\$0.00

INDICATOR STATEMENT	YEAR	BMTS	REPORTED RESULT
SOM_D_4.2.4B	2021 (Baseline)	400	N/A
Indicator 4.2.4B: Number of women benefiting from COVID- 19 mitigation and prevention tools	2022 (Milestone)	2800	0
	2023 (Milestone)	-	-
	2024 (Milestone)	-	-
	2025 (Target)	-	-

INDICATOR STATEMENT	YEAR	BMTS	REPORTED RESULT
SP_D_0.7.a	(Baseline)	-	N/A
Number of thematic interagency mechanisms/teams that effectively address gender mainstreaming in priority areas (CO, RO, HQ)	2022 (Milestone)	-	0
	2023 (Milestone)	-	-
	2024 (Milestone)	-	-
	2025 (Target)	-	-

OUTPUT SOM_D_4.2.5

OUTCOME STATEMENT	INDICATOR STATEMENT	YEAR	BMTS	REPORTED RESULT
600 women and girls at risk of COVID-19 infection in target locations have improved access to information, capacities, and knowledge to lead and participate in decision-making and coordination mechanisms	SOM_D_4.2.5A	2021 (Baseline)	60	N/A
	Indicator 4.2.5A: Number of women with knowledge and leadership skills on COVID-19 interventions	2022 (Milestone)	300	150
		2023 (Milestone)	-	-
		2024 (Milestone)	-	-
		2025 (Target)	-	-
Planned Budget:				
\$0.00				

Actual Budget and Shortfall:

\$0.00

Shortfall: \$0.00

Expenses:

\$0.00

INDICATOR STATEMENT	YEAR	BMTS	REPORTED RESULT
SOM_D_4.2.5B indicator 4.2.5B: No of women and girls trained on GBV prevention and response in the context of COVID 19	2021 (Baseline)	0	N/A
	2022 (Milestone)	300	150
	2023 (Milestone)	-	-
	2024 (Milestone)	-	-
	2025 (Target)	-	-

INDICATOR STATEMENT	YEAR	BMTS	REPORTED RESULT
SOM_D_4.2.5C	2021 (Baseline)	0	N/A
Indicator 4.2.5C: Number of community members reached with COVID- 19 information and awareness through community outreaches.	2022 (Milestone)	10000	20364
	2023 (Milestone)	-	-
	2024 (Milestone)	-	-
	2025 (Target)	-	-

INDICATOR STATEMENT	YEAR	BMTS	REPORTED RESULT
SP_D_0.4.d	(Baseline)	-	N/A
Number of women accessing information, goods, resources and/or services through UNW supported platforms and programs in humanitarian and development settings (CO, HQ)	2022 (Milestone)	-	300
	2023 (Milestone)	-	-
	2024 (Milestone)	-	-
	2025 (Target)	-	-

STRATEGIC NOTE OUTCOME PROGRESS NOTE

SHOWING DATA OF : 2022

Al-Shabaab is reduced and degraded, and respect, protection, and promotion of human rights, gender equality, tolerance, climate security, and environmental governance is sustained through strengthened security and rule of law institutions and improved accountability mechanisms and legal frameworks

The Federal Government of Somalia has declared war on al-Shabaab as part of the Government's stabilisation agenda. While the government has made some advances in liberating some parts of Somalia from al-Shabaab's control, the terrorist group remains a threat to peace and security in Somalia, and continues to undermine the rights of women and girls, consistently taking a cultural standpoint that contradicts the gender equality and women's empowerment agenda. Under the Joint Programme on Women, Peace and Protection, UN Women Somalia is working with the Ministry of Women and Human Rights Development at the Federal Government Level and at the Federal Member States to protect and promote the rights of women and girls in Somalia in the context of drought and conflict. The project will contribute to the strengthening of the capacity of security and rule of law institutions to prevent and respond to violations against women and girls, including conflict related sexual violence, the perpetrators who often include members of al-Shabaab.