

# Country-Level Data for Tanzania country Outcome

## XM-DAC-41146-TZA\_D\_1.6

Data as of:  
19 April 2024

OUTCOME TZA\_D\_1.6 [XM-DAC-41146-TZA\\_D\\_1.6](#)

**Strengthen the production of gender statistics to enable the monitoring of national policies and reporting commitments under the SDGs.**

### OUTCOME DETAILS

#### SDG alignment



#### Impact areas



Governance and participation in public life

#### Organizational outputs



Norms, laws, policies and institutions



Gender statistics

#### Policy Marker

GENDER EQUALITY

#### Humanitarian Scope

No

#### Outcome Description

DATA PRODUCTION. With key partnership with the National Bureau of Statistics (NBS) and Office of Chief Government Statistician (OCGS) Zanzibar, TCO will contribute to ensure that Quality, comparable and regular gender statistics available to address data gaps and meet policy and reporting commitments under the 2030 Agenda, CEDAW and the Beijing Platform for Action

#### UN Partners

ILO



UNFPA

UNICEF

**UN System Function**

Comprehensive and disaggregated data (discontinued)

RESOURCES

\$105.80 K

Planned Budget

\$72.96 K

Actual Budget

PLANNED BUDGET

ACTUAL BUDGET AND SHORTFALL

EXPENSES




Funding Partners

Regular resources (Core):

 UN Women  
\$54,440

Other resources (Non-Core)/ Funding Partners:

 United Kingdom \$1

 Multi-Partner Trust Fund Office \$1

 Ireland \$18,522

 Bill & Melinda Gates Foundation  
\$1

TOTAL OTHER RESOURCES (NON-CORE)  
\$18,525

## OUTCOME INDICATOR AND RESULTS

PLAN PERIOD : 2017-2022

### OUTCOME TZA\_D\_1.6

B – Baseline      M – Milestones      T – Target

OUTCOME STATEMENT	INDICATOR STATEMENT	YEAR	BMTS	REPORTED RESULT
Strengthen the production of gender statistics to enable the monitoring of national policies and reporting commitments under the SDGs.	TZA_D_1.6A	2018 (Baseline)	0	N/A
	% distribution of gender-related SDGs indicators that are classified as Tier I, Tier II and Tier III out of the total	2018 (Milestone)	-	0
		2019 (Milestone)	47	0
		2020 (Milestone)	53	35
		2021 (Milestone)	0	34
		2022 (Target)	10	0

INDICATOR STATEMENT	YEAR	BMTS	REPORTED RESULT
SP_D_0.6.1	(Baseline)	-	N/A
Percentage of gender-specific Sustainable Development Goals (SDGs) indicators with available data (Desk Review)	2022 (Target)	-	-

- Complementary Indicator :


INDICATOR STATEMENT	YEAR	BMTS	REPORTED RESULT
SP_D_1.3A	(Baseline)	-	N/A
SP 2.6.1: Number of National Strategies for the Development of Statistics that integrate a gender perspective, developed or implemented with UN-Women's support	2018 (Target)	-	False

INDICATOR STATEMENT	YEAR	BMTS	REPORTED RESULT
SP_D_2.1	(Baseline)	-	N/A
SDG 5.4.1: Proportion of time spent on unpaid domestic and care work, by sex, age and location (Desk Review)	2022 (Target)	-	-

- SDG Indicator :
- Common Indicator :

OUTPUT INDICATOR AND RESULTS

OUTPUT TZA\_D\_1.6.1

OUTCOME STATEMENT	INDICATOR STATEMENT	YEAR	BMTS	REPORTED RESULT
Capacity of the NSS strengthened to compile Tier I, Tier II and Tier III gender-specific indicators in the SDGs, minimum set, and national monitoring frameworks (FYDP II, MKUZA III)  Planned Budget: <b>\$767.94 K</b>  	TZA_D_1.6.1A  % of gender-related Tier I and Tier II SDGs indicators with metadata and technical guidance that are publicly available and accessible (including all relevant levels of disaggregation)	2017 (Baseline)	0	N/A
		2018 (Milestone)	0	
		2019 (Milestone)	30%	30%
		2020 (Milestone)	40%	65%
		2021 (Milestone)	0	63%
		2022 (Target)	50%	0

Actual Budget and Shortfall:  
**\$702.56 K**

Shortfall: \$65.39 K



Expenses:  
**\$646.12 K**






INDICATOR STATEMENT	YEAR	BMTS	REPORTED RESULT
TZA_D_1.6.1B  Conducted and/or analyzed an existing (recent, less than 5 years), a) Time use survey, and/or b) violence against women prevalence survey	2017 (Baseline)	0	N/A
	2019 (Milestone)	1	1
	2020 (Milestone)	1	1
	2021 (Milestone)	Yes	3
	2022 (Target)	Yes	0

INDICATOR STATEMENT	YEAR	BMTS	REPORTED RESULT
TZA_D_1.6.1C  Number of UN Women supported trainings for data producers, which has significant representation from MDAs, on the collection, analysis, dissemination and use of gender-specific indicators.	2018 (Baseline)	0	N/A
	2019 (Milestone)	6	5
	2020 (Milestone)	6	3
	2021 (Milestone)	4	1
	2022 (Target)	1	0

INDICATOR STATEMENT	YEAR	BMTS	REPORTED RESULT
SP_D_0.6.b	(Baseline)	-	N/A
Number of data producers and users with strengthened capacities in the collection, analysis, dissemination and use of gender statistics (CO)	2022 (Target)	-	0

INDICATOR STATEMENT	YEAR	BMTS	REPORTED RESULT
SP_D_0.6.c	(Baseline)	-	N/A
Number of gender statistics and sex-disaggregated data collection initiatives, including in emerging areas conducted or analyzed (CO)	2022 (Target)	-	0

## OUTPUT TZA\_D\_1.6.2

OUTCOME STATEMENT	INDICATOR STATEMENT	YEAR	BMTS	REPORTED RESULT
National statistical and analytical capacities on gender statistics in relation to discriminatory social institutions made robust  Planned Budget: <b>\$673.73 K</b>  	TZA_D_1.6.2A  % of gender-related Tier III SDGs indicators with metadata and technical guidance that are publicly available and accessible (including all relevant levels of disaggregation)	2017 (Baseline)	TBD	N/A
		2018 (Milestone)	TBD	
		2019 (Milestone)	Partial	No
		2020 (Milestone)	Yes	Yes
		2021 (Milestone)	Yes	Yes, 76%
		2022 (Target)	Yes	Reporting done under Outcome 1.7

Actual Budget and Shortfall:  
**\$440.20 K**

Shortfall: \$233.53 K



Expenses:  
**\$465.19 K**



INDICATOR STATEMENT	YEAR	BMTS	REPORTED RESULT
TZA_D_1.6.2B Number of persons trained on measuring barriers to gender equality and social institutions	2018 (Baseline)	0	N/A
	2019 (Milestone)	7	0
	2020 (Milestone)	15	80
	2021 (Milestone)	15	34
	2022 (Target)	0	0

INDICATOR STATEMENT	YEAR	BMTS	REPORTED RESULT
SP_D_0.6.b	(Baseline)	-	N/A
Number of data producers and users with strengthened capacities in the collection, analysis, dissemination and use of gender statistics (CO)	2022 (Target)	-	0

INDICATOR STATEMENT	YEAR	BMTS	REPORTED RESULT
SP_D_0.6.c	(Baseline)	-	N/A
Number of gender statistics and sex-disaggregated data collection initiatives, including in emerging areas conducted or analyzed (CO)	2022 (Target)	-	0

## STRATEGIC NOTE OUTCOME PROGRESS NOTE

SHOWING DATA OF : **2022**

**Strengthen the production of gender statistics to enable the monitoring of national policies and reporting commitments under the SDGs.**

This outcome is no longer existed as per the new WCII prodoc. Outcome 1.5 and 1.6 of WCII are reported under outcome 1.7. RMS was revised as per the new prodoc in October 2022 All the indicators under these outcomes are no longer required to report as per the new WCII prodoc. All indicators of WCII are reported under outcome 1.7. RMS was revised as per the new prodoc in October 2022