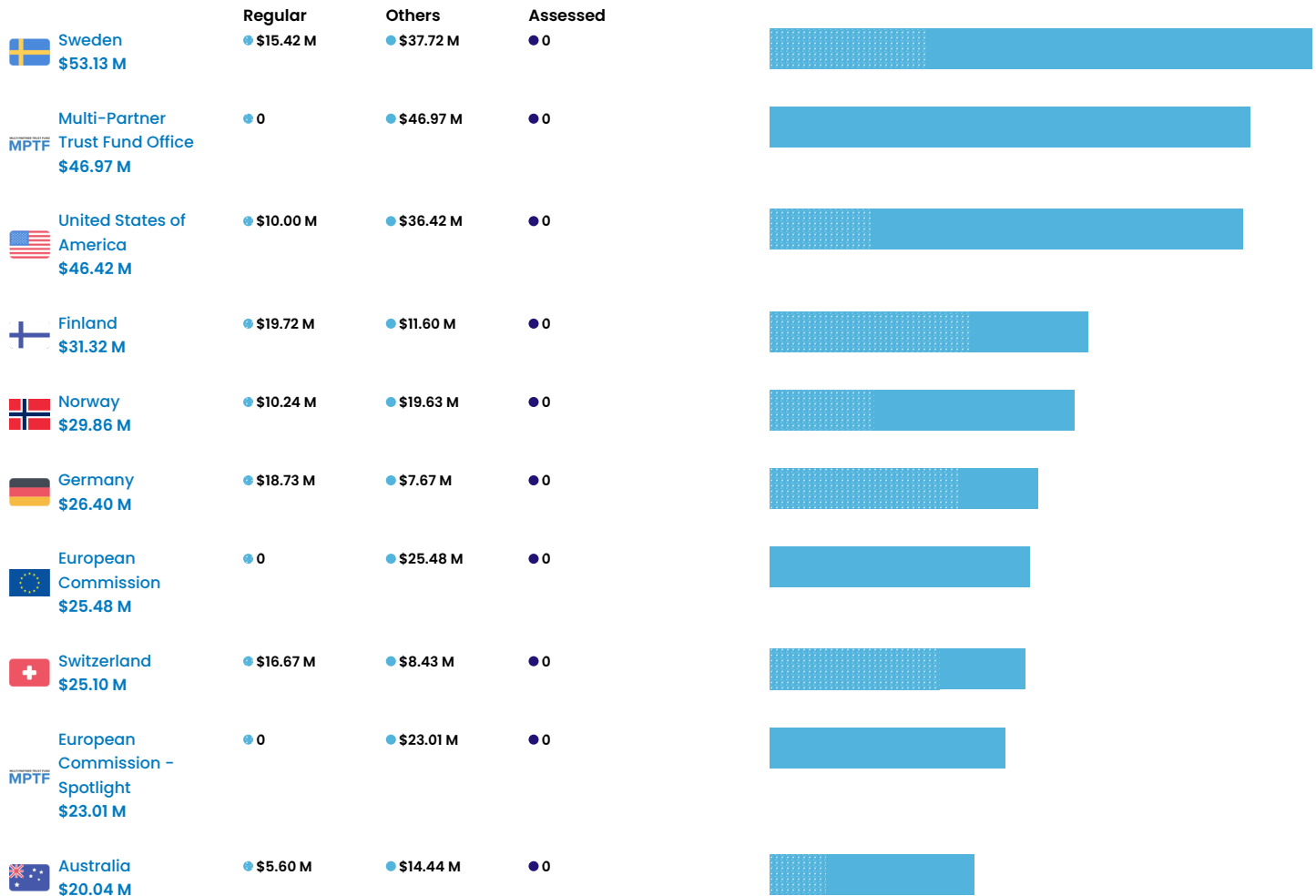





















Selected Strategic Plan:
2022–2025

Top 20 contributors to UN Women in 2022, millions of US dollars

Selected Filters: – All Donor Types



 Canada \$16.43 M	● \$4.78 M	● \$11.64 M	● 0	
 Denmark \$15.20 M	● \$11.00 M	● \$4.20 M	● 0	
 Japan \$14.36 M	● \$4.53 M	● \$9.83 M	● 0	
 Republic of Korea (the) \$12.48 M	● \$2.36 M	● \$10.12 M	● 0	
 Netherlands (the) \$12.47 M	● \$4.14 M	● \$8.33 M	● 0	
 MPTF Fund \$11.41 M	● 0	● \$11.41 M	● 0	
 France \$10.16 M	● \$4.07 M	● \$6.09 M	● 0	
 United Nations \$9.39 M	● 0	● 0	● \$9.39 M	
 Bill & Melinda Gates Foundation \$8.00 M	● 0	● \$8.00 M	● 0	
 UN Development Programme (UNDP) \$7.72 M	● 0	● \$7.72 M	● 0	