



















# Top 10 Funding Partners from 2014–2023

Data as of:  
11 April 2024

FUNDING PARTNER	YEAR	TOTAL CONTRIBUTIONS	REGULAR RESOURCES (CORE)	OTHER RESOURCES (NON-CORE)	ASSESSED CONTRIBUTIONS
 Sweden	2014	\$34,808,624	\$10,028,653	\$24,779,971	\$0.00
 Finland	2014	\$33,267,031	\$26,775,735	\$6,491,296	\$0.00
 Norway	2014	\$28,394,317	\$15,920,866	\$12,473,451	\$0.00
 United Kingdom	2014	\$24,658,588	\$20,746,902	\$3,911,686	\$0.00
 Switzerland	2014	\$22,138,488	\$15,502,363	\$6,636,125	\$0.00
 Australia	2014	\$17,241,218	\$7,420,800	\$9,820,418	\$0.00
 Multi-Partner Trust Fund Office	2014	\$14,858,375	\$0	\$14,858,375	\$0.00
 Denmark	2014	\$14,179,070	\$11,049,735	\$3,129,334	\$0.00
 European Commission	2014	\$12,406,585	\$0	\$12,406,585	\$0.00
 Netherlands (The)	2014	\$11,227,117	\$5,044,136	\$6,182,981	\$0.00

 Sweden	2015	\$33,148,518	\$8,285,004	\$24,863,514	\$0.00
 Switzerland	2015	\$26,528,598	\$16,311,551	\$10,217,047	\$0.00
 Multi-Partner Trust Fund Office	2015	\$25,725,857	\$0	\$25,725,857	\$0.00
 Norway	2015	\$25,129,945	\$12,562,814	\$12,567,131	\$0.00
 United Kingdom	2015	\$22,547,824	\$18,860,947	\$3,686,878	\$0.00
 Japan	2015	\$20,155,331	\$4,686,181	\$15,469,150	\$0.00
 Australia	2015	\$20,083,076	\$6,218,033	\$13,865,042	\$0.00
 Finland	2015	\$19,409,154	\$15,167,931	\$4,241,223	\$0.00
 Netherlands (The)	2015	\$11,587,026	\$4,538,523	\$7,048,503	\$0.00
 Denmark	2015	\$10,827,080	\$8,743,806	\$2,083,274	\$0.00
 Sweden	2016	\$40,319,896	\$12,724,673	\$27,595,223	\$0.00
 Japan	2016	\$31,182,941	\$5,197,566	\$25,985,375	\$0.00
 United Kingdom	2016	\$25,315,432	\$15,625,000	\$9,690,432	\$0.00



Switzerland

2016

\$22,890,937

\$16,343,207

\$6,547,729

\$0.00



Australia

2016

\$19,487,748

\$6,276,265

\$13,211,484

\$0.00



Finland

2016

\$17,961,431

\$11,337,868

\$6,623,563

\$0.00



Norway

2016

\$16,189,836

\$8,877,244

\$7,312,592

\$0.00



Multi-Partner Trust Fund  
Office

2016

\$14,930,107

\$0

\$14,930,107

\$0.00



United States Of  
America

2016

\$14,898,379

\$7,699,000

\$7,199,379

\$0.00



Netherlands (The)

2016

\$12,062,418

\$7,743,363

\$4,319,055

\$0.00



Sweden

2017

\$44,251,975

\$17,115,866

\$27,136,109

\$0.00



United Kingdom

2017

\$25,508,619

\$16,490,765

\$9,017,854

\$0.00



Norway

2017

\$23,455,805

\$9,005,764

\$14,450,041

\$0.00



Multi-Partner Trust Fund  
Office

2017

\$22,511,389

\$0

\$22,511,389

\$0.00



Japan







2017













\$22,326,352

\$5,454,545



\$16,871,807

\$0.00

 <b>European Commission</b>	2017	\$21,963,027	\$0	\$21,963,027	\$0.00
 <b>Finland</b>	2017	\$18,605,167	\$11,614,402	\$6,990,765	\$0.00
 <b>Switzerland</b>	2017	\$17,872,606	\$15,971,871	\$1,900,735	\$0.00
 <b>United States Of America</b>	2017	\$16,093,017	\$8,499,759	\$7,593,258	\$0.00
 <b>Australia</b>	2017	\$15,796,547	\$5,898,573	\$9,897,974	\$0.00
 <b>Sweden</b>	2018	\$54,917,231	\$19,983,236	\$34,933,995	\$0.00
 <b>United Kingdom</b>	2018	\$28,371,716	\$15,943,878	\$12,427,839	\$0.00
 <b>Norway</b>	2018	\$25,376,625	\$10,840,454	\$14,536,171	\$0.00
 <b>Japan</b>	2018	\$24,368,275	\$5,455,357	\$18,912,918	\$0.00
 <b>Multi-Partner Trust Fund Office</b>	2018	\$22,761,931	\$0	\$22,761,931	\$0.00
 <b>Switzerland</b>	2018	\$18,714,375	\$16,177,958	\$2,536,417	\$0.00
 <b>Finland</b>	2018	\$17,415,041	\$12,077,295	\$5,337,747	\$0.00





 <b>Australia</b>	2018	\$16,722,687	\$6,063,720	\$10,658,967	\$0.00
 <b>United States Of America</b>	2018	\$15,181,983	\$8,500,670	\$6,681,313	\$0.00
 <b>Denmark</b>	2018	\$13,124,939	\$9,888,100	\$3,236,839	\$0.00
 <b>European Commission - Spotlight</b>	2019	\$63,210,512	\$0	\$63,210,512	\$0.00
 <b>Sweden</b>	2019	\$56,140,931	\$13,051,394	\$43,089,537	\$0.00
 <b>Norway</b>	2019	\$31,250,792	\$11,700,012	\$19,550,780	\$0.00
 <b>Multi-Partner Trust Fund Office</b>	2019	\$27,566,500	\$0	\$27,566,500	\$0.00
 <b>United Kingdom</b>	2019	\$26,739,445	\$16,224,386	\$10,515,059	\$0.00
 <b>European Commission</b>	2019	\$25,221,354	\$0	\$25,221,354	\$0.00
 <b>Finland</b>	2019	\$20,076,378	\$11,123,471	\$8,952,907	\$0.00
 <b>Switzerland</b>	2019	\$19,360,807	\$16,032,064	\$3,328,743	\$0.00
 <b>Japan</b>	2019	\$17,612,893	\$3,888,181	\$13,724,712	\$0.00

 Denmark	2019	\$15,401,520	\$8,939,050	\$6,462,470	\$0.00
 Sweden	2020	\$71,631,522	\$18,748,985	\$52,882,537	\$0.00
 European Commission - Spotlight	2020	\$52,188,613	\$0	\$52,188,613	\$0.00
 Multi-Partner Trust Fund Office	2020	\$41,602,577	\$0	\$41,602,577	\$0.00
 Finland	2020	\$32,283,013	\$20,196,507	\$12,086,506	\$0.00
 Norway	2020	\$25,545,740	\$9,659,036	\$15,886,704	\$0.00
 Australia	2020	\$23,123,846	\$4,573,256	\$18,550,590	\$0.00
 Japan	2020	\$22,514,964	\$3,821,122	\$18,693,842	\$0.00
 European Commission	2020	\$22,469,801	\$0	\$22,469,801	\$0.00
 Switzerland	2020	\$20,553,679	\$16,494,845	\$4,058,834	\$0.00
 Germany	2020	\$20,376,062	\$16,101,469	\$4,274,593	\$0.00
 Sweden	2021	\$63,527,074	\$12,609,003	\$50,918,071	\$0.00

 Multi-Partner Trust Fund Office	2021	\$43,889,287	\$0	\$43,889,287	\$0.00
 European Commission - Spotlight	2021	\$35,279,475	\$0	\$35,279,475	\$0.00
 Finland	2021	\$29,516,332	\$18,018,018	\$11,498,314	\$0.00
 Norway	2021	\$26,910,089	\$11,865,610	\$15,044,479	\$0.00
 Canada	2021	\$26,732,102	\$5,088,624	\$21,643,478	\$0.00
 Germany	2021	\$26,404,492	\$16,719,275	\$9,685,217	\$0.00
 Switzerland	2021	\$23,120,408	\$17,410,229	\$5,710,180	\$0.00
 Australia	2021	\$22,445,438	\$6,023,298	\$16,422,139	\$0.00
 Japan	2021	\$21,145,575	\$3,630,066	\$17,515,509	\$0.00
 Sweden	2022	\$53,133,645	\$15,417,823	\$37,715,822	\$0.00
 Multi-Partner Trust Fund Office	2022	\$46,967,089	\$0	\$46,967,089	\$0.00
 United States Of America	2022	\$46,419,970	\$10,000,000	\$36,419,970	\$0.00

 Finland	2022	\$31,320,410	\$19,722,815	\$11,597,595	\$0.00
 Norway	2022	\$29,862,972	\$10,237,828	\$19,625,144	\$0.00
 Germany	2022	\$26,398,282	\$18,727,241	\$7,671,041	\$0.00
 European Commission	2022	\$25,480,363	\$0	\$25,480,363	\$0.00
 Switzerland	2022	\$25,097,918	\$16,666,667	\$8,431,251	\$0.00
 European Commission - Spotlight	2022	\$23,009,440	\$0	\$23,009,440	\$0.00
 Australia	2022	\$20,037,356	\$5,598,051	\$14,439,305	\$0.00
 Sweden	2023	\$28,035,161	\$8,721,776	\$19,313,385	\$0.00
 Germany	2023	\$27,504,148	\$22,039,712	\$5,464,436	\$0.00
 Finland	2023	\$26,747,424	\$19,313,305	\$7,434,120	\$0.00
 Switzerland	2023	\$21,971,832	\$17,505,470	\$4,466,362	\$0.00
 Australia	2023	\$20,076,278	\$5,352,196	\$14,724,082	\$0.00
 Multi-Partner Trust Fund	2023	\$19,456,008	\$0	\$19,456,008	\$0.00



 Norway	2023	\$19,237,593	\$9,657,231	\$9,580,362	\$0.00
 Japan	2023	\$19,084,788	\$2,250,000	\$16,834,788	\$0.00
 Denmark	2023	\$11,431,010	\$10,988,935	\$442,074	\$0.00
 Peacebuilding Fund	2023	\$10,894,442	\$0	\$10,894,442	\$0.00