

UN-WOMEN TRANSPARENCY PORTAL

USER GUIDE

open.unwomen.org

Welcome to the UN-Women Transparency Portal user guide

About this user guide

- This guide will assist users in exploring the Transparency Portal.
- The Transparency Portal is an [interactive and data-driven public platform](#) that makes UN-Women's [results and resources](#) data visible to partners and the general public. The published data is in line with the [International Aid Transparency Initiative](#) (IATI) standard.
- This guide specifically focuses in greater detail on the “Our Global Results” section as an official annex to the Executive Director’s Annual Report, reporting on UN-Women’s Strategic Plan 2022-2025.
- [Link to the Transparency Portal](https://open.unwomen.org/) – <https://open.unwomen.org/>
- [System requirements](#) – we suggest using updated Microsoft search engine or Google chrome and its newer versions.

Content of this user guide

- I. Overview
- II. How to find data of the Strategic Plan’s Integrated Results and Resources Framework (SP IRRF)
- III. Other sections of the Transparency Portal





I: OVERVIEW

What information can be found on the Transparency Portal?

Global results from UN-Women's Strategic Plans, including indicator data, key results and revenue and expenses data. This section is an official annex to the Executive Director's Annual Report

UN-Women's field-based results and resources data against Strategic Notes

UN-Women's funding partner contributions.

UN-Women's contributions to the Sustainable Development Goals and 'Leaving No One Behind'

UN WOMEN
Transparency Portal BETA

HOME OUR GLOBAL RESULTS OUR REACH OUR PARTNERS OUR CONTRIBUTIONS ABOUT

UN WOMEN TRANSPARENCY PORTAL

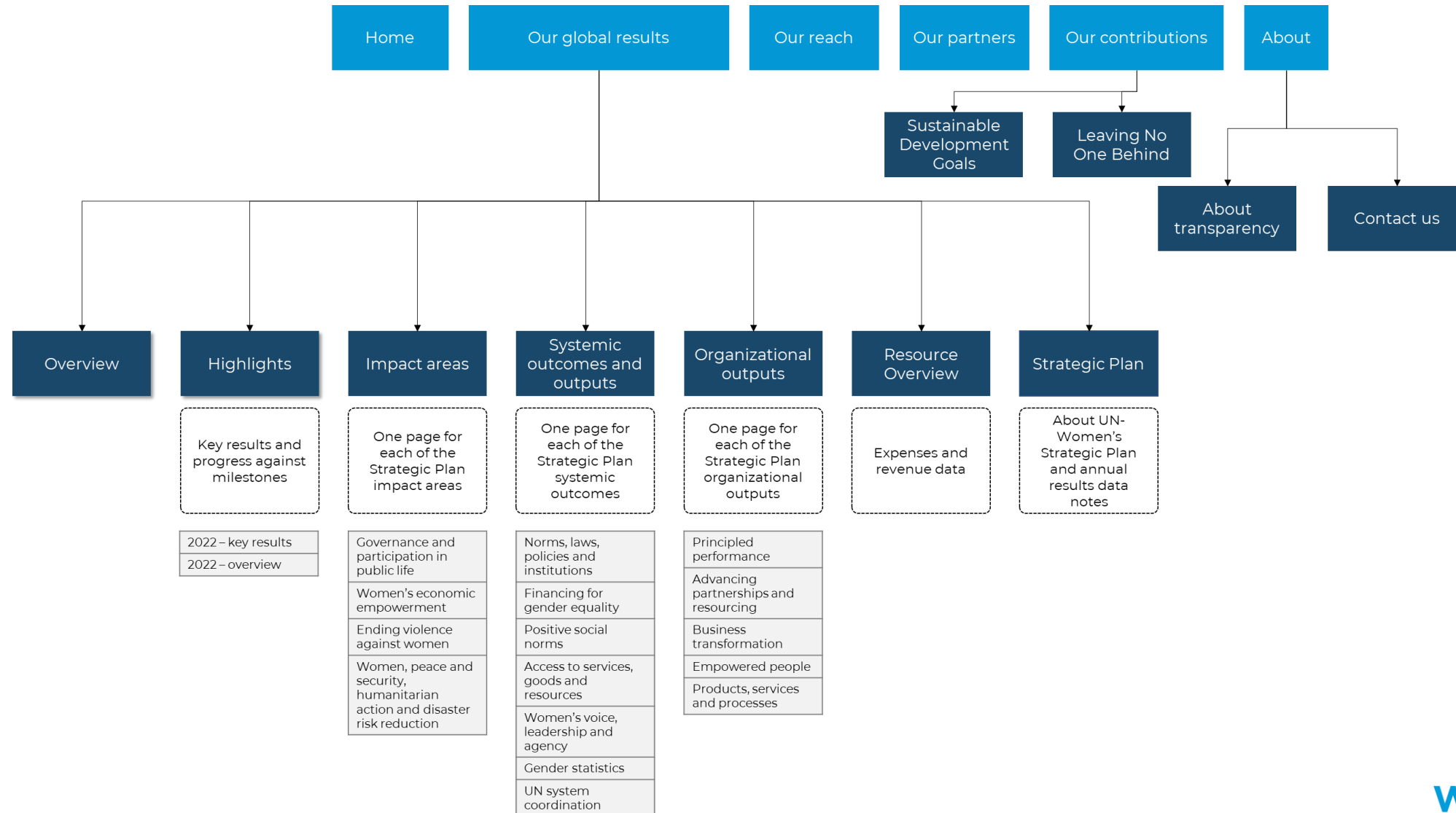
Women, we are committed to the lives of women and girls and reducing inequalities and exclusion around the world. Discover how, with the help of our partners, we work day-to-day to make this a reality.


Search by country, funding partner or keywords

\$655 M Budget	\$540.25 M Expenses	83 Offices and Presences	183 Funding partners	433 Field-based outcomes
--------------------------	-------------------------------	------------------------------------	--------------------------------	------------------------------------

2022

How is the content of the Transparency Portal organized?






II: HOW TO FIND 2022 DATA OF THE STRATEGIC PLAN'S INTEGRATED RESULTS AND RESOURCES FRAMEWORK (SP IRRF)

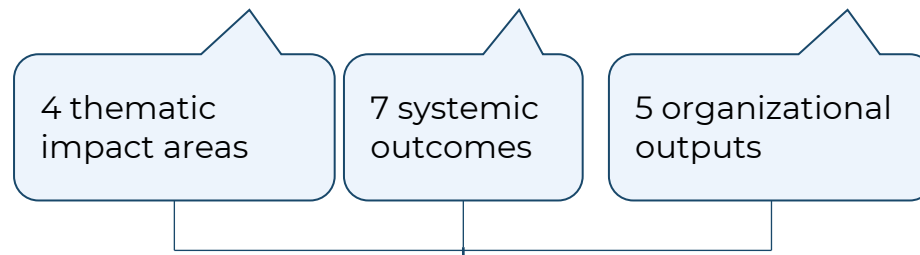
ANNEX OF UN-WOMEN 2022 EXECUTIVE
DIRECTOR'S ANNUAL REPORT

How is the content of the “Our global results” section organized?



STRATEGIC PLAN
2022-2025

OVERVIEW HIGHLIGHTS IMPACT AREAS SYSTEMIC OUTCOMES ORGANIZATIONAL OUTPUTS RESOURCE OVERVIEW STRATEGIC PLAN



Explore UN-Women’s financial data in terms of expenses and revenue by regular resource (core), other resources (non-core) and assessed contributions

UN-Women’s Strategic Plan 2022-2025 and annual results data notes

STRATEGIC PLAN VISION
Achieve gender equality, the empowerment of all women and girls and the fulfillment of their human rights.

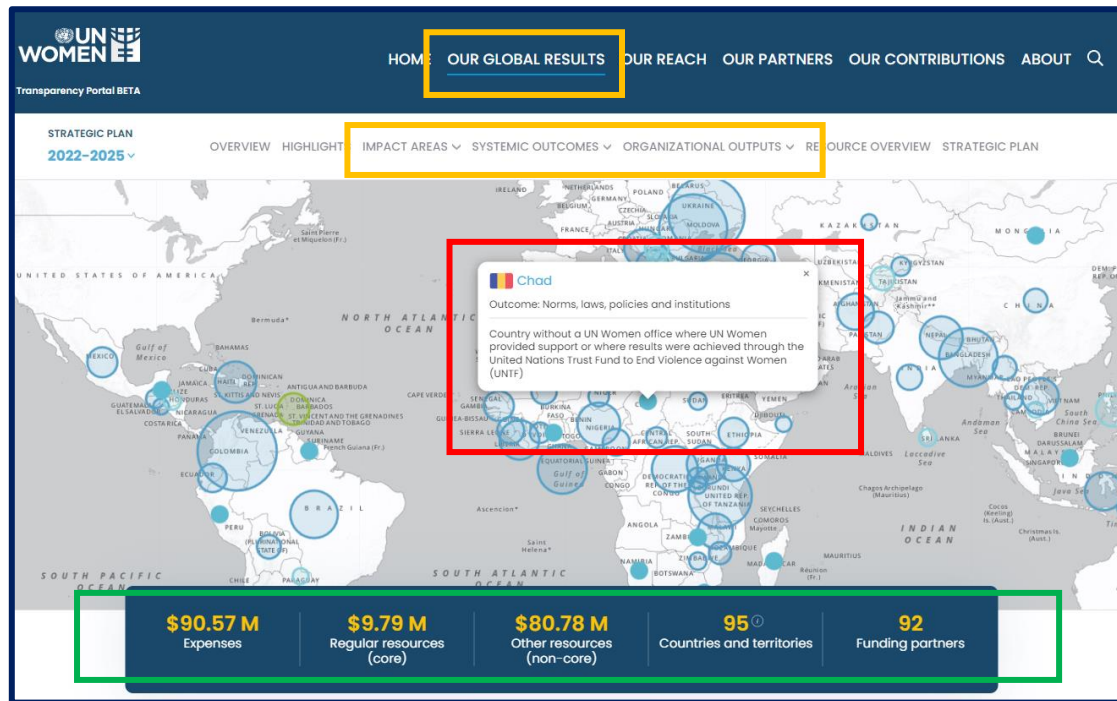
LEVEL	IMPACT (LONG-TERM RESULTS)	OUTCOMES (MEDIUM-TERM RESULTS)	ORGANIZATIONAL EFFECTIVENESS AND EFFICIENCY (OUTPUTS)
IMPACT	Governance & Participation in Public Life Women's Economic Empowerment Ending Violence Against Women Women, Peace and Security, Humanitarian Action, and Disaster Risk Reduction	Global normative frameworks, and gender-responsive laws policies and institutions Financing for gender equality Positive social norms including by engaging men & boys Women's equitable access to services, goods & resources Women's voice, leadership & agency Production, analysis and use of gender statistics and sex-disaggregated data UN System Coordination for Gender Equality	Principled Performance Advancing Partnerships & Resourcing Business Transformation Empowered People Products, Services, Processes

Link - <https://open.unwomen.org/global-results>

What information can be found on the pages per impact area, systemic outcome and organizational output?

On the map, users can view the countries contributing to results including expenses and funding partners for a respective impact, outcome or output.

Further, the pages show result highlights, key achievements (only for systemic outcome pages), financial flows (only for impact area and systemic outcome pages) and data against the indicators of the UN-Women Strategic Plan Integrated Results and Resources Framework (SP IRRF).



Link (example of a systemic outcome page) - https://open.unwomen.org/our-global-results/sp-outcomes/SP_D_0.1/2022-2025

How to find data against impact indicators of the SP IRRF?

Users can view and download indicators (including baselines, targets and results) for each impact area by following the steps below.

Step 1

Strategic Plan impact areas 2022-2025

IMPACT 2: WOMEN'S ECONOMIC EMPOWERMENT
Women have income security, decent work, and economic autonomy

Scroll to the bottom of the page

How to download the data?

Find 'download' option below the data set

Download Data
CSV PDF

Step 2

Impact indicators in 2022

SP_D_2.1
SDG 5.4.1: Proportion of time spent on unpaid domestic and care work, by sex, age and location (Desk Review)
Common
No aggregate value

SP_D_2.2
SDG 8.3.1: Proportion of informal employment in total employment, by sector and sex (Desk Review)
Common
Complementary
2022 Result (annual) **60.2%**

SP_D_2.3
SDG 1.3.1: Proportion of population covered by social protection floors/systems, by sex, distinguishing children, unemployed persons, older persons, persons with disabilities, pregnant women, newborns, work-injury victims and the poor and the vulnerable (Desk Review)
2022 Result (annual) **46.9%**

Click on the 'graph button' to view pop-up window of disaggregated data

Click on the 'arrow button' to expand or collapse the data fields

COUNTRY	GLOBAL	FEMALE	MALE
(2013)	BASELINE	18.4%	7.0%
(2022)	MILESTONE	-	-
(2022)	RESULT	18.4%	7.0%
(2023)	MILESTONE	-	-
(2023)	RESULT	-	-
(2024)	MILESTONE	-	-
(2024)	RESULT	-	-
(2025)	TARGET	N/A	N/A
(2025)	RESULT	-	-

Year	Milestone	Result
2019	-	Baseline 60.2%
2022	-	60.2%
2023	-	-
2024	-	-
2025	Target N/A	Result -

Link (example of an impact area page) -

https://open.unwomen.org/our-global-results/sp-impact/SP_D_2/2022-2025

How to find data against outcome and output indicators of the SP IRRF?

Users can view and download indicators (including baselines, milestones, targets and results) for each systemic outcome and output by following the steps below.

Step 1

Strategic Plan systemic outcomes 2022-2025

- OUTCOME 1: NORMS, LAWS, POLICIES AND INSTITUTIONS**
Global normative frameworks and gender-responsive laws, policies and institutions
- OUTCOME 2: FINANCING FOR GENDER EQUALITY**
Financing for gender equality
- OUTCOME 4: ACCESS TO SERVICES, GOODS AND RESOURCES**
Women's equitable access to services, goods and resources
- OUTCOME 5: WOMEN'S VOICE, LEADERSHIP AND AGENCY**
Women's voice, leadership and agency
- OUTCOME 7: UN SYSTEM COORDINATION**
UN system coordination for gender equality

Scroll to the bottom of the page

Step 2

Outcome indicators in 2022

SP_D_0.1.1
Percentage of resolutions adopted by the General Assembly, the Security Council and the Human Rights Council that integrate a gender perspective (Desk Review)

Achievement against 2022 milestone: 115%

2022 Result (annual): 62%

SP_D_0.1.3
SDG 5.1.1: Whether or not legal frameworks are in place to promote, enforce and monitor equality and non-discrimination on the basis of sex (Desk Review)

Achievement against 2022 milestone: 103%

2022 Result (annual): 91%

SP_D_0.1.3
2022 Result (annual): 157

Output indicators in 2022

SP_D_0.1.a
Number of governments that undertake national review processes in response to global

SP_D_0.1.b
Percentage of UN Country Teams reports to the CEDAW Committee submitted (Desk Review)

SP_D_0.1.c
Number of tailored knowledge products made available by UN Women to the Commission on the Status of Women and the Security Council to strengthen the development of gender-responsive intergovernmental outcomes (Desk Review)

Achievement against 2022 milestone: 100%

2022 Result (annual): 33

SP_D_0.1.d
Number of partners that have increased capacities to promote/influence gender responsive legislation (CO, HQ)

Achievement against 2022 milestone: 150%

2022 Result (annual): 1,774

Disaggregated Data Table (SP_D_0.1.3):

COUNTRY	GLOBAL	AREA 1: OVERARCHING LEGAL FRAMEWORKS AND PUBLIC LIFE	AREA 2: VIOLENCE AGAINST WOMEN	AREA 3: EMPLOYMENT AND ECONOMIC BENEFITS	AREA 4: MARRIAGE AND FAMILY
(2021)	BASELINE	70.9	78	76.7	79.1
(2022)	MILESTONE	N/A	N/A	N/A	N/A
(2022)	RESULT	70.9	78	76.7	79
(2023)	MILESTONE	N/A	N/A	N/A	N/A
(2023)	RESULT	-	-	-	-
(2024)	MILESTONE	N/A	N/A	N/A	N/A
(2024)	RESULT	-	-	-	-
(2025)	TARGET	N/A	N/A	N/A	N/A
(2025)	RESULT	-	-	-	-

How to download the data?

Find 'download' option below the data set

Download Data
CSV PDF

Link (example of a systemic outcome page) -

https://open.unwomen.org/our-global-results/sp-outcomes/SP_D_0.1/2022-2025

How to find data against organizational output indicators of the SP IRRF?

Users can view and download indicators (including baselines, milestones, targets and results) for each organizational output by following the steps below.

Step 1

The screenshot shows a navigation menu with 'ORGANIZATIONAL OUTPUTS' selected. Below, 'OUTPUT 2: ADVANCING PARTNERSHIPS AND RESOURCING' is highlighted with a red box. A red arrow points from the menu to this output. A large grey arrow points from this step towards Step 2.

Scroll to the bottom of the page

Step 2

The screenshot shows four organizational output indicators (SP_O_2A, SP_O_2B, SP_O_2C, SP_O_2D) with their 2022 results. Annotations include:

- A red circle around a 'graph' icon with a callout: "Click on the 'graph button' to view pop-up window of disaggregated data".
- A red circle around an 'expand/collapse' arrow icon with a callout: "Click on the 'arrow button' to expand or collapse the data fields".

COUNTRY	GLOBAL	PUBLIC PARTNERS	THE PRIVATE SECTOR (DCPR)
(2021)	BASELINE	\$523.4 MILLION	\$21.6 MILLION
(2022)	MILESTONE	\$530 MILLION	\$18 MILLION
(2022)	RESULT	\$510.9 MILLION	\$34.5 MILLION
(2023)	MILESTONE	\$545 MILLION	\$20.7 MILLION
(2023)	RESULT	-	-
(2024)	MILESTONE	\$560 MILLION	\$23.8 MILLION
(2024)	RESULT	-	-
(2025)	TARGET	\$600 MILLION	\$27.4 MILLION
(2025)	RESULT	-	-

Year	Indicator	Value
2021	Baseline	272
2022	Milestone	302
2022	Result	366
2023	Milestone	332
2023	Result	-
2024	Milestone	367
2024	Result	-
2025	Target	407
2025	Result	-

How to download the data?

Find 'download' option below the data set

Download Data
CSV PDF

Link (example of an organizational output page) -

https://open.unwomen.org/our-global-results/sp-oe-output/SP_O_1/2022-2025

Explore 'Resource overview': UN-Women's expenses and revenue data

Users can select different combinations of filter options in the charts included on this page.

These include, for example regular resources (core), other resources (non-core) and assessed contributions, as well as impact areas, systemic outcomes and organizational outputs or by region.

UN Women expenses in 2022

Total resources ▼ Impact areas ▼ All ▼

UN Women field-based expenses in 2022 by income groupings

Total resources ▼ Impact areas ▼ All ▼

Financial flows (expenses) in 2022 towards impact areas and systemic outcomes

Find out where UN Women resources come from, where they go and how they are changing the lives of women and girls.

Total Resources ▼ REGION All regions ▼

Top 20 contributors to UN Women in 2022, millions of US dollars

Total contributions ▼ Funding Partner Type ▼

	2022	2023	2024	2025	Total
Regular resources (core) - estimated	\$200.00 M	\$200.00 M	\$200.00 M	\$200.00 M	\$800.00 M
Regular resources (core) - actual	\$151.85 M	-	-	-	\$151.85 M
Other resources (non-core) - estimated	\$300.00 M	\$300.00 M	\$315.00 M	\$315.00 M	\$1.23 B
Other resources (non-core) - actual	\$382.76 M	-	-	-	\$382.76 M
Assessed contributions - estimated	\$9.96 M	\$10.60 M	\$10.60 M	-	\$31.6 M
Assessed contributions - actual	\$9.39 M	-	-	-	\$9.39 M
Total resources - estimated	\$509.96 M	\$510.60 M	\$525.60 M	\$515.00 M	\$2.06 B
Total resources - actual	\$544.00 M	-	-	-	\$544.00 M

Link - <https://open.unwomen.org/our-global-results/resource-overview/2022-2025>

Access the key document of performance assessment per Strategic Plan outcome and output indicators milestone

Users can access the key document, which contains information about performance assessments based on Strategic Plan outcome and output indicators. It provides a summary of progress, average progress towards the milestone, and results.

The screenshot shows the UN Women Transparency Portal interface. At the top left is the UN Women logo and 'Transparency Portal BETA'. The main navigation bar includes 'HOME', 'OUR GLOBAL RESULTS' (highlighted with a red box), 'OUR REACH', 'OUR PARTNERS', 'OUR CONTRIBUTIONS', and 'ABOUT'. A secondary navigation bar includes 'STRATEGIC PLAN 2022-2025', 'OVERVIEW', 'HIGHLIGHTS', 'IMPACT AREAS', 'SYSTEMIC OUTCOMES', 'ORGANIZATIONAL OUTPUTS', 'RESOURCE OVERVIEW', and 'STRATEGIC PLAN' (highlighted with a red box). A red arrow points from the 'OUR GLOBAL RESULTS' menu to the 'STRATEGIC PLAN' menu. Below the navigation is a section titled 'Key documents' with a blue arrow pointing to two document cards: '2022 performance assessment table' and '2023 performance assessment table', each with a 'Download' button and a document icon.

Scroll to the bottom of the page and click on 'Download'

Link - <https://open.unwomen.org/our-global-results/strategic-plan/2022-2025>



III: OTHER SECTIONS OF THE TRANSPARENCY PORTAL

Explore 'Our reach': Results and resources data against UN-Women's Strategic Notes

Users can apply different filter and sort options to compare the various UN-Women's offices.

By clicking on a specific country, users can see financial and indicator data as well as progress narratives per Strategic Note outcome.

UN WOMEN
Transparency Portal BETA

HOME OUR GLOBAL RESULTS **OUR REACH** OUR PARTNERS OUR CONTRIBUTIONS ABOUT

Region/country/territory

FILTER BY: 2022 Country Classifications Funding Partner Type Revenue Type Activity Marker
Funding Partners Approaches SDG Goals Impact areas Organizational outputs
Organizational outputs Search Keyword

DISPLAY COUNTRY DETAILS: Country Flag Geographic Region Population by Sex Gender development index
 Gender Inequality index Income Group Least Developed Country Status

DISPLAY RESOURCE DETAILS: Planned Budget Actual Budget and Shortfall Expenses

COLLAPSE

FIELD-BASED DATA SORT BY COUNTRY/TERRITORY (ASCENDING)

OFFICE	INCOME GROUP	SDGs IN UN WOMEN'S STRATEGIC NOTES	PLANNED BUDGET	ACTUAL BUDGET AND SHORTFALL	EXPENSES
Afghanistan (CO)	LOW INCOME		\$23,372,387	\$24,342,968	\$13,293,236
Albania (CO)	UPPER-MIDDLE INCOME		\$2,893,563	\$2,562,310	\$2,614,705

Link - <https://open.unwomen.org/our-reach>

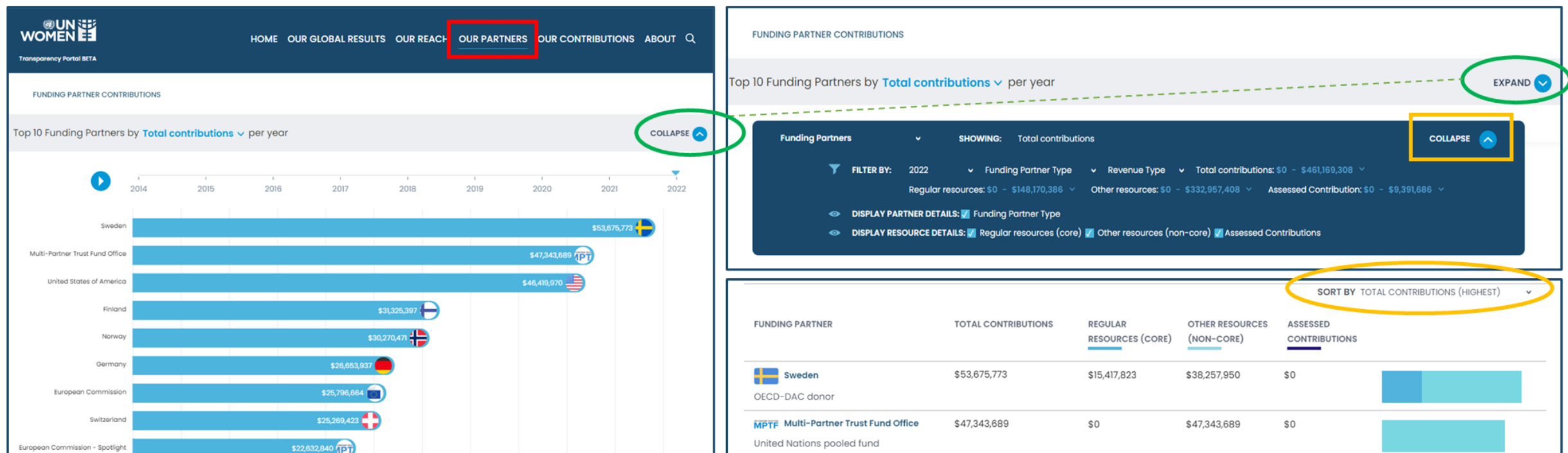
Explore 'Our partners': Financial contributions data by UN-Women's funding partners

The racing bar chart shows the total contributions of UN-Women's top 10 funding partners from 2014 to present (see expand and collapse button in green circles).

Funding partners and contributions can be filtered (in yellow box) by year, partner type, revenue type, contributions amount.

To view which outcomes a specific funding partner contributes to, users can click on a specific funding partner.

All mentioned data can be viewed and downloaded (find 'download' button at the bottom of the webpage).



Link - <https://open.unwomen.org/partners>

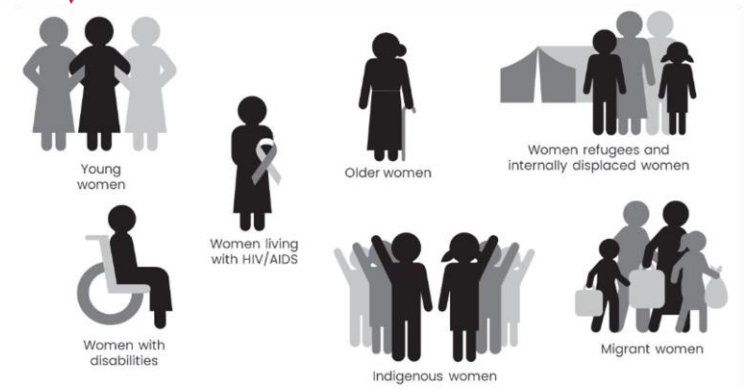
Explore 'Our contributions': Expenses across Sustainable Developmental Goals and efforts towards disaggregated Leaving No One Behind data

[SUSTAINABLE DEVELOPMENT GOALS](#)
[LEAVING NO ONE BEHIND](#)

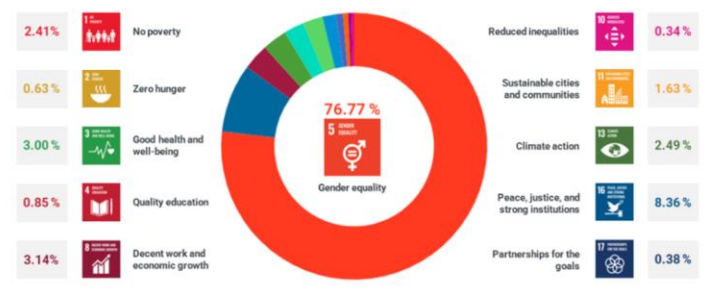
 **14** **SDG INDICATORS**
 are included in UN Women's Strategic Plan 2022-2025

 **10** **IMPACT INDICATORS**
 are SDG indicators out of 11 impact indicators in UN Women's Strategic Plan 2022-2025

 **5** **INDICATORS**
 pertain to SDG 5 (gender equality) out of 14 SDG indicators in UN Women's Strategic Plan 2022-2025



UN Women's distribution of expenses towards the Sustainable Development Goals in 2022



Link - <https://open.unwomen.org/SDGs> and <https://open.unwomen.org/LNOB>



FOR QUESTIONS OR
FEEDBACK GET IN
TOUCH WITH

TRANSPARENCY@UNWOMEN.ORG

open.unwomen.org