

Country-Level Data for Afghanistan country

Outcome XM-DAC-41146-AFG_D_1.2

OUTCOME AFG_D_1.2 [XM-DAC-41146-AFG_D_1.2](#)

Women have improved capacity, access to resources/knowledge and agency to participate, lead and engage in political processes, including running as elective officials in Afghanistan

OUTCOME DETAILS

SDG alignment



Impact areas



Governance and participation in public life



Women's economic empowerment

Organizational outputs



Access to services, goods and resources



Women's voice, leadership and agency

Policy Marker

Outcome Description

Women have improved capacity, access to resources/knowledge and agency to participate, lead and engage in political processes, including running as elective officials in Afghanistan

UN Partners



UNDP

UNICEF

GENDER EQUALITY

Humanitarian Scope

No

UN System Function

-

Advocacy, communications and social mobilization

Capacity development and technical assistance

Comprehensive and disaggregated data (discontinued)

Direct support and service delivery

Integrated policy advice and thought leadership

Intergovernmental Normative Support

Support functions

RESOURCES

\$8.64 M

Planned Budget

\$3.56 M

Actual Budget

PLANNED BUDGET

ACTUAL BUDGET AND SHORTFALL

EXPENSES



Funding Partners

Regular resources (Core):

 UN Women
\$549,240


Other resources (Non-Core)/ Funding Partners:

 Iceland \$36,574

 Finland
\$479,442

 Denmark \$572,123

 Australia \$0

 MPTF - AFG Special Trust Fund
\$136,000

 World Food Programme (WFP)
\$9,259

 UN Development Programme (UNDP) \$8,610

 Sweden \$940,386

 Norway
\$827,980

TOTAL OTHER RESOURCES (NON-CORE)

\$3,010,374

OUTCOME AFG_D_1.2

B - Baseline M - Milestones T - Target

OUTCOME STATEMENT	INDICATOR STATEMENT	YEAR	BMTS	REPORTED RESULT
Women have improved capacity, access to resources/knowledge and agency to participate, lead and engage in political processes, including running as elective officials in Afghanistan	AFG_D_1.2A Quotas for female candidates in the elections met	2010 (B)	27% Parliament, 20% Provincial Councils	N/A
		2014 (M)		To be reported
		2015 (M)		To be reported
		2016 (M)		To be reported
		2017 (M)	30%	True
		2018 (M)		To be reported
		2019 (M)	30% for parliament, 20% provincial councils	29%
		2020 (M)		To be reported
		2021 (M)		To be reported
		2022 (T)		To be reported

INDICATOR STATEMENT	YEAR	BMTS	REPORTED RESULT
AFG_D_1.2B Gender balance in integrated political structures (councils, commissions, etc) achieved	2013 (B)	Quota for women in parliament achieved	N/A
	2014 (M)		To be reported
	2015 (M)		To be reported
	2016 (M)		To be reported
	2017 (M)	yes	True
	2018 (M)		To be reported
	2019 (M)	30%	29%
	2020 (M)		To be reported
	2021 (M)		To be reported
	2022 (T)		To be reported

INDICATOR STATEMENT	YEAR	BMTS	REPORTED RESULT
AFG_D_1.2C	2010 (B)	0	N/A
% of female candidates supported with capacity building	2014 (M)		To be reported
	2015 (M)		To be reported
	2016 (M)		To be reported
	2017 (M)		To be reported
	2018 (M)		To be reported
	2019 (M)	20%	22%
	2020 (M)		To be reported
	2021 (M)		To be reported
	2022 (T)		To be reported

INDICATOR STATEMENT	YEAR	BMTS	REPORTED RESULT
AFG_D_1.2D	2017 (B)	30	N/A
% of senior female government official trained on transformation leadership	2014 (M)		To be reported
	2015 (M)		To be reported
	2016 (M)		To be reported
	2017 (M)		To be reported
	2018 (M)		To be reported
	2019 (M)	25 %	0
	2020 (M)		To be reported
	2021 (M)	30% Local 30% Provincial 30% National	23%
	2022 (T)		To be reported

INDICATOR STATEMENT	YEAR	BMTS	REPORTED RESULT
AFG_D_1.2E	2018 (B)	35.6%	N/A
% of Afghans who have no gender preference for representation in the parliament	2014 (M)		To be reported
	2015 (M)		To be reported
	2016 (M)		To be reported
	2017 (M)		To be reported
	2018 (M)		To be reported
	2019 (M)		To be reported
	2020 (M)	40%	0
	2021 (M)	45%	0
	2022 (T)		To be reported

INDICATOR STATEMENT	YEAR	BMTS	REPORTED RESULT
AFG_D_1.2F	2019 (B)	0	N/A
Number of gender equality initiatives developed and/or being implemented by parliamentary bodies (Legislative Parliamentary Committees/ Women Caucus/ Secretariat of the Parliament)	2014 (M)		To be reported
	2015 (M)		To be reported
	2016 (M)		To be reported
	2017 (M)		To be reported
	2018 (M)		To be reported
	2019 (M)		To be reported
	2020 (M)	3	0
	2021 (M)	6	0
	2022 (T)		To be reported

INDICATOR STATEMENT	YEAR	BMTS	REPORTED RESULT
AFG_D_1.2G	2021 (B)	0	N/A
	2014 (M)		To be reported
	2015 (M)		To be reported
	2016 (M)		To be reported
	2017 (M)		To be reported
	2018 (M)		To be reported
	2019 (M)		To be reported
	2020 (M)		To be reported
	2021 (M)		To be reported
	2022 (T)	50	0

INDICATOR STATEMENT	YEAR	BMTS	REPORTED RESULT
SP_D_0.4.3	2022 (B)	Yes	N/A
	2014 (M)		To be reported
• Complementary Indicator : UNICEF	2015 (M)		To be reported
	2016 (M)		To be reported
	2017 (M)		To be reported
	2018 (M)		To be reported
	2019 (M)		To be reported
	2020 (M)		To be reported
	2021 (M)		To be reported
	2022 (T)		To be reported

INDICATOR STATEMENT	YEAR	BMTS	REPORTED RESULT
SP_D_0.5.4	(B)	-	N/A
	2014 (M)		To be reported
	2015 (M)		To be reported
	2016 (M)		To be reported
	2017 (M)		To be reported
	2018 (M)		To be reported
	2019 (M)		To be reported
	2020 (M)		To be reported
	2021 (M)		To be reported
	2022 (T)		To be reported

INDICATOR STATEMENT	YEAR	BMTS	REPORTED RESULT
SP_D_1.1	(B)	-	N/A
SDG 5.5.1: Proportion of seats held by women in (a) national parliaments, (b) local governments and (c) executive positions/ministers (cabinets) held by women (Desk Review) <ul style="list-style-type: none"> • SDG Indicator : 5.5.1 • Common Indicator : UNDP 	2014 (M)		To be reported
	2015 (M)		To be reported
	2016 (M)		To be reported
	2017 (M)		To be reported
	2018 (M)		To be reported
	2019 (M)		To be reported
	2020 (M)		To be reported
	2021 (M)		To be reported
	2022 (T)		To be reported

INDICATOR STATEMENT	YEAR	BMTS	REPORTED RESULT
SP_D_1.1A	(B)	-	N/A
SP 2.4.1: Number of gender equality reforms developed and/or being implemented by electoral stakeholders with UN-Women's technical support	2014 (M)		To be reported
	2015 (M)		To be reported
	2016 (M)		To be reported
	2017 (M)		To be reported
	2018 (M)		To be reported
	2019 (M)		To be reported
	2020 (M)	0	0
	2021 (M)	0	0
	2022 (T)		To be reported

INDICATOR STATEMENT	YEAR	BMTS	REPORTED RESULT
SP_D_1.1B	(B)	-	N/A
SP 2.4.2 : Number of women leaders, candidates and aspirants with strengthened capacities to engage in political life, with UN-Women's support	2014 (M)		To be reported
	2015 (M)		To be reported
	2016 (M)		To be reported
	2017 (M)		To be reported
	2018 (M)		To be reported
	2019 (M)		To be reported
	2020 (M)	0	0
	2021 (M)	0	0
	2022 (T)		To be reported

INDICATOR STATEMENT	YEAR	BMTS	REPORTED RESULT
SP_D_1.1C	(B)	-	N/A
SP 2.4.3: Number of gender equality initiatives developed and/or being implemented by parliamentary bodies (Legislative Parliamentary Committees/ Women Caucus/ Speaker of Parliament's Office/Secretariat of the Parliament), with UN-Women's support	2014 (M)		To be reported
	2015 (M)		To be reported
	2016 (M)		To be reported
	2017 (M)		To be reported
	2018 (M)		To be reported
	2019 (M)		To be reported
	2020 (M)	2	0
	2021 (M)	2	0
	2022 (T)		To be reported

INDICATOR STATEMENT	YEAR	BMTS	REPORTED RESULT
SP_D_1.1D	(B)	-	N/A
SP 2.4.4: Number of initiatives developed and/or being implemented to monitor violence against women in politics, with UN-Women's support	2014 (M)		To be reported
	2015 (M)		To be reported
	2016 (M)		To be reported
	2017 (M)		To be reported
	2018 (M)		To be reported
	2019 (M)		To be reported
	2020 (M)	0	0
	2021 (M)	0	0
	2022 (T)		To be reported

INDICATOR STATEMENT	YEAR	BMTS	REPORTED RESULT
SP_D_1.3A	2017 (B)	Yes	N/A
SP 2.6.1: Number of National Strategies for the Development of Statistics that integrate a gender perspective, developed or implemented with UN-Women's support	2014 (M)		To be reported
	2015 (M)		To be reported
	2016 (M)		To be reported
	2017 (M)		To be reported
	2018 (M)		To be reported
	2019 (M)		To be reported
	2020 (M)		To be reported
	2021 (M)		To be reported
	2022 (T)		To be reported

INDICATOR STATEMENT	YEAR	BMTS	REPORTED RESULT
SP_D_1.3B	(B)	-	N/A
SP 2.6.2a: Number of national reports on (a) the implementation of the SDGs from a gender perspective or (b) the status of women, men, girls and boys in the country, developed with UN-Women's support	2014 (M)		To be reported
	2015 (M)		To be reported
	2016 (M)		To be reported
	2017 (M)		To be reported
	2018 (M)	1	True
	2019 (M)		To be reported
	2020 (M)		To be reported
	2021 (M)		To be reported
	2022 (T)		To be reported



INDICATOR STATEMENT	YEAR	BMTS	REPORTED RESULT
SP_D_1.3C	2017 (B)	Yes	N/A
SP 2.6.3: Number of national coordination mechanisms (i.e. multi-stakeholder governance mechanisms) governing the production of gender statistics established or strengthened with UN-Women's support	2014 (M)		To be reported
	2015 (M)		To be reported
	2016 (M)		To be reported
	2017 (M)		To be reported
	2018 (M)		To be reported
	2019 (M)		To be reported
	2020 (M)		To be reported
	2021 (M)		To be reported
	2022 (T)		To be reported

INDICATOR STATEMENT	YEAR	BMTS	REPORTED RESULT
SP_D_1.3D	2017 (B)	35	N/A
SP 2.6.4: Number of data producers and users with strengthened capacities in the collection, analysis, dissemination and use of gender statistics, including in improving Tier II and Tier III SDGs indicators, with UN-Women's support	2014 (M)		To be reported
	2015 (M)		To be reported
	2016 (M)		To be reported
	2017 (M)		To be reported
	2018 (M)	50	0
	2019 (M)		To be reported
	2020 (M)		To be reported
	2021 (M)		To be reported
	2022 (T)		To be reported


INDICATOR STATEMENT	YEAR	BMTS	REPORTED RESULT
SP_D_1.3E	(B)	-	N/A
SP 2.6.2b: Number of national reports on (a) the implementation of the SDGs from a gender perspective or (b) the status of women, men, girls and boys in the country, developed with UN-Women's support	2014 (M)		To be reported
	2015 (M)		To be reported
	2016 (M)		To be reported
	2017 (M)		To be reported
	2018 (M)		To be reported
	2019 (M)		To be reported
	2020 (M)		To be reported
	2021 (M)		To be reported
	2022 (T)		To be reported

OUTPUT INDICATOR AND RESULTS

OUTPUT AFG_D_1.2.6

OUTCOME STATEMENT	INDICATOR STATEMENT	YEAR	BMTS	REPORTED RESULT
Media promotes positive portrayals of Afghan women as leaders Planned Budget: \$1.18 M  Actual Budget and Shortfall: \$836.79 K Shortfall: \$345.80 K 	AFG_D_1.2.6A Number of media houses/independent media professionals trained on gender sensitive advocacy and reporting	2018 (B)	57	N/A
		2014 (M)		To be reported
		2015 (M)		To be reported
		2016 (M)		To be reported
		2017 (M)		To be reported
		2018 (M)		To be reported
		2019 (M)		To be reported
		2020 (M)	30	0
		2021 (M)	68	0
		2022 (T)	68	0

Expenses:
\$406.52 K




INDICATOR STATEMENT	YEAR	BMTS	REPORTED RESULT
AFG_D_1.2.6B	2019 (B)	0	N/A
Number of print and digital media products produced by journalists trained by UN Women that address gender based stereotypes regarding women in politics and governance	2014 (M)		To be reported
	2015 (M)		To be reported
	2016 (M)		To be reported
	2017 (M)		To be reported
	2018 (M)		To be reported
	2019 (M)		To be reported
	2020 (M)	30	0
	2021 (M)	30	0
	2022 (T)		To be reported

INDICATOR STATEMENT	YEAR	BMTS	REPORTED RESULT
AFG_D_1.2.6C	2019 (B)	57	N/A
Number of media houses/independent media professionals trained on gender sensitive advocacy and reporting	2014 (M)		To be reported
	2015 (M)		To be reported
	2016 (M)		To be reported
	2017 (M)		To be reported
	2018 (M)		To be reported
	2019 (M)		To be reported
	2020 (M)		To be reported
	2021 (M)	68	0
	2022 (T)		To be reported

INDICATOR STATEMENT	YEAR	BMTS	REPORTED RESULT
AFG_D_1.2.6D	2019 (B)	0	N/A
Number of print and digital media products produced by journalists trained by UN Women that address gender based stereotypes regarding women in politics and governance	2014 (M)		To be reported
	2015 (M)		To be reported
	2016 (M)		To be reported
	2017 (M)		To be reported
	2018 (M)		To be reported
	2019 (M)		To be reported
	2020 (M)		To be reported
	2021 (M)	68	0
	2022 (T)	68	0

INDICATOR STATEMENT	YEAR	BMTS	REPORTED RESULT
SP_D_0.1.e	(B)	-	N/A
	2014 (M)		To be reported
	2015 (M)		To be reported
	2016 (M)		To be reported
	2017 (M)		To be reported
	2018 (M)		To be reported
	2019 (M)		To be reported
	2020 (M)		To be reported
	2021 (M)		To be reported
	2022 (T)		To be reported

OUTPUT AFG_D_1.2.9

OUTCOME STATEMENT	INDICATOR STATEMENT	YEAR	BMTS	REPORTED RESULT
Planned Budget: \$301.00 K  Actual Budget and Shortfall: \$162.05 K Shortfall: \$138.94 K	AFG_D_1.2.9A	2021 (B)	0	N/A
	Number of of women CSO leaders and WHRDs trained in transformational leadership, 'advocacy and negotiation skills' demonstrating increased abilities to exercise their leadership in the communities and contribute to and/or influence decision-making at both national and community levels	2014 (M)		To be reported
		2015 (M)		To be reported
		2016 (M)		To be reported
		2017 (M)		To be reported
		2018 (M)		To be reported
		2019 (M)		To be reported



Expenses:
\$188.21 K



2020 (M)	To be reported
2021 (M)	To be reported
2022 (T)	70 0

INDICATOR STATEMENT	YEAR	BMTS	REPORTED RESULT
AFG_D_1.2.9B	2021 (B)	0	N/A
Number of women leaders in the IDP settings trained in transformational leadership and management demonstrating increased abilities to exercise their leadership and contribute to and/or influence decision-making in their communities	2014 (M)		To be reported
	2015 (M)		To be reported
	2016 (M)		To be reported
	2017 (M)		To be reported
	2018 (M)		To be reported
	2019 (M)		To be reported
	2020 (M)		To be reported
	2021 (M)		To be reported
	2022 (T)	30	0

INDICATOR STATEMENT	YEAR	BMTS	REPORTED RESULT
SP_D_0.4.d	(B)	-	N/A
Number of women accessing information, goods, resources and/or services through UNW supported platforms and programs in humanitarian and development settings (CO)	2014 (M)		To be reported
	2015 (M)		To be reported
	2016 (M)		To be reported
	2017 (M)		To be reported
	2018 (M)		To be reported
	2019 (M)		To be reported
	2020 (M)		To be reported
	2021 (M)		To be reported
	2022 (T)		To be reported

INDICATOR STATEMENT	YEAR	BMTS	REPORTED RESULT
SP_D_0.5.d	(B)	-	N/A
	2014 (M)		To be reported
	2015 (M)		To be reported
	2016 (M)		To be reported
	2017 (M)		To be reported
	2018 (M)		To be reported
	2019 (M)		To be reported
	2020 (M)		To be reported
	2021 (M)		To be reported
	2022 (T)		To be reported

STRATEGIC NOTE OUTCOME PROGRESS NOTE

SHOWING DATA OF : 2022

Women have improved capacity, access to resources/knowledge and agency to participate, lead and engage in political processes, including running as elective officials in Afghanistan

Not Applicable in 2022