

OUTCOME ECA\_D\_1.1 [XM-DAC-41146-ECA\\_D\\_1.1](#)

**Duty bearers implement and finance evidence-based gender-responsive normative frameworks and policies.**

### OUTCOME DETAILS

#### SDG alignment



#### Impact areas



Governance and participation in public life



Women, peace and security, humanitarian action and disaster risk reduction

#### Organizational outputs



Norms, laws, policies and institutions



Financing for gender equality



Gender statistics

#### Outcome Description

Duty bearers implement and finance evidence-based gender-responsive normative frameworks and policies.

#### UN Partners



UNDP



UNFPA

UNICEF

**Policy Marker**

GENDER EQUALITY

**Humanitarian Scope**

No

**UN System Function**

Advocacy, communications and social mobilization

Capacity development and technical assistance

Comprehensive and disaggregated data (discontinued)

Direct support and service delivery

Integrated policy advice and thought leadership

Support functions

## RESOURCES

**\$5.91 M**

Planned Budget

**\$6.15 M**

Actual Budget

PLANNED BUDGET

ACTUAL BUDGET AND SHORTFALL

EXPENSES



### Funding Partners

Regular resources (Core):

 UN Women  
\$2,252,709

Other resources (Non-Core)/ Funding Partners:


 Congo \$0


 Austrian NC \$297

 Australia NC \$73,052


 Australia \$441,101

 France NC \$50,821

 Ford Foundation  
\$874,801

 Finland NC  
\$290,674

 Germany NC \$154,750

 Miscellaneous Donors  
\$108,516


 Japan NC \$26,753

 Ireland \$7,586

 Iceland NC \$76,322

 Sweden NC \$87,791

 Sweden \$1,256,502

 New Zealand NC  
\$300

 Netherlands NC \$9,947

 Türkiye \$14,815



United States of America  
\$22,236



United Kingdom NC \$92,041



UN Office of Counter-Terrorism  
\$36,625



UN Children's Fund (UNICEF)  
\$121,751



United States of America NC  
\$147,700

**TOTAL OTHER RESOURCES (NON-CORE)**

\$3,894,381

OUTCOME ECA\_D\_1.1

B - Baseline      M - Milestones      T - Target

OUTCOME STATEMENT	INDICATOR STATEMENT	YEAR	BMTS	REPORTED RESULT
Duty bearers implement and finance evidence-based gender-responsive normative frameworks and policies.	ECA_D_1.1A	2016 (B)	0	N/A
	Number of countries in ECA region with laws or regulations governing the production and/or dissemination of gender statistics (or indicators)	2022 (M)	1	8
		2023 (M)	1	8
		2024 (M)	1	8
		2025 (T)	1	8

INDICATOR STATEMENT	YEAR	BMTS	REPORTED RESULT
ECA_D_1.1B	2016 (B)	0	N/A
Resources for gender statistics as a percentage of total resources devoted to statistics (at national level)	2022 (M)		To be reported
	2023 (M)		To be reported
	2024 (M)		To be reported
	2025 (T)		To be reported

INDICATOR STATEMENT	YEAR	BMTS	REPORTED RESULT
ECA_D_1.1C	2016 (B)	3	N/A
Number of countries in ECA region with institutionalized and inclusive arrangements for the coordination of gender statistics	2022 (M)	15	65
	2023 (M)	20	65
	2024 (M)	30	65
	2025 (T)	35	65

INDICATOR STATEMENT	YEAR	BMTS	REPORTED RESULT
SP_D_0.1.6	2021 (B)	No	N/A
Number of legal and policy frameworks that promote gender balance in decision making institutions and processes (CO)	2022 (M)	No	False
	2023 (M)	Yes	False
	2024 (M)	Yes	False
	2025 (T)	Yes	False
• Complementary Indicator : UNDP			



INDICATOR STATEMENT	YEAR	BMTS	REPORTED RESULT
SP_D_0.2.1	(B)	-	N/A
<ul style="list-style-type: none"> <li>SDG Indicator : 5.c.1</li> </ul>	2022 (M)		To be reported
	2023 (M)		To be reported
	2024 (M)		To be reported
	2025 (T)		To be reported

INDICATOR STATEMENT	YEAR	BMTS	REPORTED RESULT
SP_D_0.6.1	(B)	-	N/A
Percentage of gender-specific Sustainable Development Goals (SDGs) indicators with available data (Desk Review)	2022 (M)		To be reported
	2023 (M)		To be reported
	2024 (M)		To be reported
• Complementary Indicator : UNFPA, UNICEF	2025 (T)		To be reported

INDICATOR STATEMENT	YEAR	BMTS	REPORTED RESULT
SP_D_0.6.2	2021 (B)	3	N/A
Number of national plans and strategies that integrate gender statistics as an objective or strategy (CO)	2022 (M)		To be reported
	2023 (M)	4	1
	2024 (M)	5	1
	2025 (T)	6	1
• Complementary Indicator : UNICEF			

INDICATOR STATEMENT	YEAR	BMTS	REPORTED RESULT
SP_D_1.3A	(B)	-	N/A
SP 2.6.1: Number of National Strategies for the Development of Statistics that integrate a gender perspective, developed or implemented with UN-Women's support	2022 (M)		To be reported
	2023 (M)		To be reported
	2024 (M)		To be reported
	2025 (T)		To be reported

INDICATOR STATEMENT	YEAR	BMTS	REPORTED RESULT
SP_D_1.3B	(B)	-	N/A
SP 2.6.2a: Number of national reports on (a) the implementation of the SDGs from a gender perspective or (b) the status of women, men, girls and boys in the country, developed with UN-Women's support	2022 (M)		To be reported
	2023 (M)		To be reported
	2024 (M)		To be reported
	2025 (T)		To be reported

INDICATOR STATEMENT	YEAR	BMTS	REPORTED RESULT
SP_D_1.3C	(B)	-	N/A
SP 2.6.3: Number of national coordination mechanisms (i.e. multi-stakeholder governance mechanisms) governing the production of gender statistics established or strengthened with UN-Women's support	2022 (M)		To be reported
	2023 (M)		To be reported
	2024 (M)		To be reported
	2025 (T)		To be reported

INDICATOR STATEMENT	YEAR	BMTS	REPORTED RESULT
SP_D_1.3D	(B)	-	N/A
SP 2.6.4: Number of data producers and users with strengthened capacities in the collection, analysis, dissemination and use of gender statistics, including in improving Tier II and Tier III SDGs indicators, with UN-Women's support	2022 (M)		To be reported
	2023 (M)		To be reported
	2024 (M)		To be reported
	2025 (T)		To be reported

INDICATOR STATEMENT	YEAR	BMTS	REPORTED RESULT
SP_D_1.3E	(B)	-	N/A
SP 2.6.2b: Number of national reports on (a) the implementation of the SDGs from a gender perspective or (b) the status of women, men, girls and boys in the country, developed with UN-Women's support	2022 (M)		To be reported
	2023 (M)		To be reported
	2024 (M)		To be reported
	2025 (T)		To be reported



## OUTPUT INDICATOR AND RESULTS

### OUTPUT ECA\_D\_1.1.1

OUTCOME STATEMENT	INDICATOR STATEMENT	YEAR	BMTS	REPORTED RESULT
Governments have strengthened knowledge, skills and opportunities to plan and monitor gender responsive budgets.  Planned Budget: <b>\$2.49 M</b>	ECA_D_1.1.1A	2016 (B)	0	N/A
	Number of countries producing inclusive assessments of gender statistics production, availability and needs	2022 (M)		To be reported
		2023 (M)		To be reported
		2024 (M)		To be reported
		2025 (T)		To be reported

Actual Budget and Shortfall:

**\$1.48 M**

Shortfall: \$1.01 M

Expenses:

**\$1.10 M**

INDICATOR STATEMENT	YEAR	BMTS	REPORTED RESULT
ECA_D_1.1.1B	2016 (B)	0	N/A
Number of countries producing an inclusive national plan to localise gender-related SDGs targets and indicators	2022 (M)	7	10
	2023 (M)	8	10
	2024 (M)	10	10
	2025 (T)		To be reported

INDICATOR STATEMENT	YEAR	BMTS	REPORTED RESULT
ECA_D_1.1.1C	2017 (B)	0	N/A
	2022 (M)		To be reported
	2023 (M)		To be reported
	2024 (M)		To be reported
	2025 (T)		To be reported

INDICATOR STATEMENT	YEAR	BMTS	REPORTED RESULT
SP_D_0.2.a	2021 (B)	6	N/A
Number of partners with capacities to integrate gender equality into fiscal laws/policies/standards (CO, RO, HQ)	2022 (M)	10	26
	2023 (M)	20	26
	2024 (M)	30	26
	2025 (T)	30	26

## OUTPUT ECA\_D\_1.1.2

OUTCOME STATEMENT	INDICATOR STATEMENT	YEAR	BMTS	REPORTED RESULT
Governments and development-peace-humanitarian partners have strengthened knowledge and skills to enforce/adopt, implement and finance gender equality normative frameworks in an inclusive manner.	ECA_D_1.1.2A	2017 (B)	0	N/A
	Number of national and regional forums/events (co)organised to support gender data for SDGs localization and monitoring	2022 (M)		To be reported
		2023 (M)		To be reported
		2024 (M)		To be reported
		2025 (T)		To be reported

Planned Budget:  
**\$1.00 M**

Actual Budget and Shortfall:  
**\$3.35 M**

Shortfall: \$0.00

Expenses:

**\$2.82 M**



INDICATOR STATEMENT	YEAR	BMTS	REPORTED RESULT
ECA_D_1.1.2B	2017 (B)	no	N/A
Joint regional work plan to monitor SDG gender-specific indicators developed on an annual basis	2022 (M)	3	3
	2023 (M)	3	3
	2024 (M)	3	3
	2025 (T)	3	3

INDICATOR STATEMENT	YEAR	BMTS	REPORTED RESULT
SP_D_0.1.c	(B)	-	N/A
Number of tailored knowledge products made available by UN-Women to the Commission on the Status of Women and the Security Council to strengthen the development of gender-responsive intergovernmental outcomes (Desk Review)	2022 (M)		To be reported
	2023 (M)		To be reported
	2024 (M)		To be reported
	2025 (T)		To be reported

INDICATOR STATEMENT	YEAR	BMTS	REPORTED RESULT
SP_D_0.1.e	(B)	-	N/A
	2022 (M)		To be reported
	2023 (M)		To be reported
	2024 (M)		To be reported
	2025 (T)		To be reported

INDICATOR STATEMENT	YEAR	BMTS	REPORTED RESULT
SP_D_0.1.f	2021 (B)	1	N/A
	2022 (M)	1	7
	2023 (M)	1	7
	2024 (M)	1	7
	2025 (T)	1	7

### OUTPUT ECA\_D\_1.1.3

OUTCOME STATEMENT	INDICATOR STATEMENT	YEAR	BMTS	REPORTED RESULT
Governments, civil society and other key actors have strengthened capacities to plan and produce quality and timely gender data, evidence and knowledge.	ECA_D_1.1.3C Number of minimum sets of gender-sensitive indicators framework developed and/or revised with support from UN Women.	2021 (B)	0	N/A
		2022 (M)	1	1
		2023 (M)	2	1
		2024 (M)	1	1
		2025 (T)	1	1

Planned Budget:  
**\$1.62 M**

Actual Budget and Shortfall:  
**\$384.37 K**

Shortfall: \$1.23 M





Expenses:

**\$220.56 K**



INDICATOR STATEMENT	YEAR	BMTS	REPORTED RESULT
SP_D_0.6.c	2021 (B)	6	N/A
Number of gender statistics and sex-disaggregated data collection initiatives, including in emerging areas conducted or analyzed (CO)	2022 (M)	1	1
	2023 (M)	4	1
	2024 (M)	4	1
	2025 (T)	1	1

INDICATOR STATEMENT	YEAR	BMTS	REPORTED RESULT
SP_D_0.6.d	2021 (B)	2	N/A
Number of platforms/web-based databases for dissemination of multi-level disaggregated gender statistics, sex-disaggregated data and knowledge developed (CO)	2022 (M)	1	0
	2023 (M)	2	0
	2024 (M)	1	0
	2025 (T)	0	0

### OUTPUT ECA\_D\_1.1.4

OUTCOME STATEMENT	INDICATOR STATEMENT	YEAR	BMTS	REPORTED RESULT
Key actors have increased capacity to ensure effective integration of gender in response to the Ukraine crisis	SP_D_0.5.c	2021 (B)	2	N/A
		2022 (M)	3	1
		2023 (M)	3	1
		2024 (M)	3	1
		2025 (T)	3	1

Planned Budget:  
**\$794.26 K**

Actual Budget and Shortfall:  
**\$936.60 K**

Shortfall: \$0.00

Expenses:

\$593.08 K

INDICATOR STATEMENT	YEAR	BMTS	REPORTED RESULT
SP_D_0.7.a	2021 (B)	0	N/A
Number of thematic interagency mechanisms/teams that effectively address gender mainstreaming in priority areas (CO, RO, HQ)	2022 (M)	3	1
	2023 (M)	3	1
	2024 (M)	3	1
	2025 (T)	2	1

INDICATOR STATEMENT	YEAR	BMTS	REPORTED RESULT
SP_D_0.7.c	2010 (B)	1	N/A
Number of interagency products or services with a focus on gender equality and women's empowerment developed and made available (CO, RO, HQ)	2022 (M)	3	3
	2023 (M)	3	3
	2024 (M)		To be reported
	2025 (T)		To be reported

## STRATEGIC NOTE OUTCOME PROGRESS NOTE

SHOWING DATA OF : **2022**

### **Duty bearers implement and finance evidence-based gender-responsive normative frameworks and policies, including in the context of crisis response and recovery.**

The outcome was not fully achieved, however significant progress has been made in the implementation and financing of gender response normative frameworks and policies. Key legislative enhancements have been made by ECA countries/territories that have further institutionalized and ensured the sustainability of financing and implementation of governmental gender equality legislation and commitments at national and local levels. In the Western Balkans, governments have adopted two new national policies and laws in 2022 that directly regulate gender mainstreaming in the budgetary processes. In North Macedonia, the new Organic Budget Law includes gender budgeting as part of the budget planning process. The Law includes the definition of key terminology, such as the principle of gender equality, gender responsive budgeting, gender responsive budget statement, and gender indicators and an obligation to report on gender responsive indicators and achieved goals and results. In Kosovo, the government adopted a new Concept Document on Gender Responsive Budgeting (GRB) which represents a critical step in the ongoing process of institutionalization of gender responsive budgeting. In Bosnia and Herzegovina, the government initiated a participatory process to develop the next Gender Action Plan for the period beyond 2022, and at the local level, 65 local governments introduced policies and are implementing gender responsive budgeting. UN Women has provided critical technical support to governments in all countries and territories in the process of policy formulation. Four countries (Albania, Armenia, Serbia and Ukraine) from ECA region are among 19% of the countries that have systems in place to track investments in gender equality (according to data on the implementation of SDG 5c1 indicators received from 69 countries). UN Women provided direct technical support to the Governments of Serbia and Albania in achieving this result. North Macedonia and Kosovo significantly improved the gender responsiveness of their legal frameworks related to budget laws and budget preparation and BiH, Belarus, Georgia, Tajikistan and Moldova invested heavily in capacity building of public administration at the national and local level to integrate gender in the budgetary and policy process. In Albania, budgetary allocation for gender equality

increased from 1% in 2015 (38.4 million USD) to 9% in 2023 (480.9 million USD), while Bosnia and Herzegovina reported an average of 4.54% of its annual budgetary allocations (of selected state and entity line ministries) in 2022. Governments of Armenia and Georgia strengthened their national capacity to design and collect gender related indicators on emerging issues such as measuring unpaid domestic and care work as a result of conducting the first-time use survey . This critical data will enable the country to fill in specific data gaps and start monitoring the progress towards achieving the target 5.4 of SDG 5. In Kazakhstan, the Government has been supported to design and collect data on VAW, one of the commitments undertaken within the framework of gender equality action coalition on gender-based violence. UN Women ECARO has provided methodological guidance and financial support to the National Statistical Office of these countries throughout the whole cycle of data collection and analysis, including strengthening the catalytic partnership and south-south cooperation across countries in the region. There are still remaining challenges that need to be addressed to advance further progress, including increasing political will towards enacting meaningful legal frameworks that promote gender equality in decision-making institutions and processes. UN Women ECARO advocated to member states to consider various forms of temporary special measures that have proved effective, including gender quotas for elected and appointed positions, and provided technical support to UNCTs on advancing TSMs and gender responsive legal frameworks. UN Women will continue to provide technical support to policy makers and experts in governments in the region to further strengthen their legislation and enhance capacity, knowledge and skills on how to implement the data and evidence-driven gender responsive policies and interventions Based on the progress made to date, the original strategy and theory of change for this outcome remain applicable . If, as expected the strategy is successful, more gender-responsive normative policies and frameworks will be in place including strengthened capacities to produce timely and high quality gender data in addition to institutionalized gender responsive budgeting across the region.