

OUTCOME ESA_D_1.2 [XM-DAC-41146-ESA_D_1.2](#)




Regional women’s movements, networks and organizations use their voice, leadership and agency to hold duty-bearers accountable for their commitments to gender equality and empowerment of women and girls

OUTCOME DETAILS



SDG alignment



Impact areas

-  Governance and participation in public life
-  Women’s economic empowerment
-  Ending violence against women

Organizational outputs

-  Norms, laws, policies and institutions
-  Access to services, goods and resources

Outcome Description

Regional women’s movements, networks and organizations use their voice, leadership and agency to hold duty-bearers accountable for their commitments to gender equality and empowerment of women and girls

UN Partners

UNAIDS




UNDP



UNFPA

UNICEF

WHO

 Women's voice, leadership and agency

Policy Marker

GENDER EQUALITY

Humanitarian Scope

No

UN System Function

-

Advocacy, communications and social mobilization

Capacity development and technical assistance

Comprehensive and disaggregated data (discontinued)

Direct support and service delivery

Integrated policy advice and thought leadership

Intergovernmental Normative Support

Support functions

RESOURCES

\$4.27 M

Planned Budget

\$2.21 M

Actual Budget

PLANNED BUDGET

ACTUAL BUDGET AND SHORTFALL

EXPENSES



Funding Partners


Regular resources (Core):


 UN Women
\$459,867

Other resources (Non-Core)/ Funding Partners:

 Office of the High Commissioner for Human Rights (OHCHR)  Ireland \$297,057
\$15,000

 Australia \$0

 Alwaleed Philanthropies
\$106,080

 UN Population Fund (UNFPA)
\$81,475

 UN High Commissioner for Refugees (UNHCR) \$0

 Sweden
\$938,767

 Sweden \$0

 United Kingdom \$308,168

TOTAL OTHER RESOURCES (NON-CORE)
\$1,746,547

OUTCOME ESA_D_1.2

B - Baseline M - Milestones T - Target

OUTCOME STATEMENT	INDICATOR STATEMENT	YEAR	BMTS	REPORTED RESULT
Regional women’s movements, networks and organizations use their voice, leadership and agency to hold duty-bearers accountable for their commitments to gender equality and empowerment of women and girls	ESA_D_1.2A	2017 (B)	0	N/A
	Number of member states in ESAR committed to full disaggregation of data as per the SDG indicators and targets	2022 (M)	4	0
		2023 (M)	2	0
		2024 (M)	3	0
		2025 (T)	3	0

INDICATOR STATEMENT	YEAR	BMTS	REPORTED RESULT
SP_D_0.1.4	(B)	-	N/A
	2022 (M)		To be reported
• Complementary Indicator : UNAIDS, UNDP	2023 (M)		To be reported
	2024 (M)		To be reported
	2025 (T)		To be reported

INDICATOR STATEMENT	YEAR	BMTS	REPORTED RESULT
SP_D_0.3.2	(B)	-	N/A
Number of institutions putting in places policies and practices to address gender-based discrimination and/or combat gender stereotypes (CO)	2022 (M)		To be reported
	2023 (M)		To be reported
	2024 (M)		To be reported
<ul style="list-style-type: none"> Complementary Indicator : UNAIDS, UNDP, UNFPA, UNICEF, WHO 	2025 (T)		To be reported

INDICATOR STATEMENT	YEAR	BMTS	REPORTED RESULT
SP_D_0.3.3	(B)	-	N/A
Number of countries and/or other actors with comprehensive and coordinated VAW prevention strategy (CO)	2022 (M)		To be reported
	2023 (M)		To be reported
	2024 (M)		To be reported
• Complementary Indicator : UNDP, UNFPA	2025 (T)		To be reported

INDICATOR STATEMENT	YEAR	BMTS	REPORTED RESULT
SP_D_0.4.1	(B)	-	N/A
	2022 (M)		To be reported
• Complementary Indicator : UNAIDS, UNFPA	2023 (M)		To be reported
	2024 (M)		To be reported
	2025 (T)		To be reported

INDICATOR STATEMENT	YEAR	BMTS	REPORTED RESULT
SP_D_0.5.4	2021 (B)	1	N/A
	2022 (M)	1	1
	2023 (M)	1	1
	2024 (M)	1	1
	2025 (T)	1	1

INDICATOR STATEMENT	YEAR	BMTS	REPORTED RESULT
SP_D_1.1	(B)	-	N/A
SDG 5.5.1: Proportion of seats held by women in (a) national parliaments, (b) local governments and (c) executive positions/ministers (cabinets) held by women (Desk Review)	2022 (M)		To be reported
	2023 (M)		To be reported
	2024 (M)		To be reported
	2025 (T)		To be reported

- SDG Indicator : 5.5.1
- Common Indicator : UNDP

INDICATOR STATEMENT	YEAR	BMTS	REPORTED RESULT
SP_D_1.3A	(B)	-	N/A
SP 2.6.1: Number of National Strategies for the Development of Statistics that integrate a gender perspective, developed or implemented with UN-Women's support	2022 (M)		To be reported
	2023 (M)		To be reported
	2024 (M)		To be reported
	2025 (T)		To be reported

INDICATOR STATEMENT	YEAR	BMTS	REPORTED RESULT
SP_D_1.3B	(B)	-	N/A
SP 2.6.2a: Number of national reports on (a) the implementation of the SDGs from a gender perspective or (b) the status of women, men, girls and boys in the country, developed with UN-Women's support	2022 (M)		To be reported
	2023 (M)		To be reported
	2024 (M)		To be reported
	2025 (T)		To be reported

INDICATOR STATEMENT	YEAR	BMTS	REPORTED RESULT
SP_D_1.3C	(B)	-	N/A
SP 2.6.3: Number of national coordination mechanisms (i.e. multi-stakeholder governance mechanisms) governing the production of gender statistics established or strengthened with UN-Women's support	2022 (M)		To be reported
	2023 (M)		To be reported
	2024 (M)		To be reported
	2025 (T)		To be reported

INDICATOR STATEMENT	YEAR	BMTS	REPORTED RESULT
SP_D_1.3D	2017 (B)	0	N/A
SP 2.6.4: Number of data producers and users with strengthened capacities in the collection, analysis, dissemination and use of gender statistics, including in improving Tier II and Tier III SDGs indicators, with UN-Women's support	2022 (M)		To be reported
	2023 (M)		To be reported
	2024 (M)		To be reported
	2025 (T)		To be reported

INDICATOR STATEMENT	YEAR	BMTS	REPORTED RESULT
SP_D_1.3E	(B)	-	N/A
SP 2.6.2b: Number of national reports on (a) the implementation of the SDGs from a gender perspective or (b) the status of women, men, girls and boys in the country, developed with UN-Women's support	2022 (M)		To be reported
	2023 (M)		To be reported
	2024 (M)		To be reported
	2025 (T)		To be reported

OUTPUT INDICATOR AND RESULTS

OUTPUT ESA_D_1.2.1

OUTCOME STATEMENT	INDICATOR STATEMENT	YEAR	BMTS	REPORTED RESULT
Planned Budget: \$1.66 M	ESA_D_1.2.1A	2017 (B)	3	N/A
	Number of country offices supported by ESARO that are implementing the flagship on statistics	2022 (M)	2	0
		2023 (M)	2	0
		2024 (M)	2	0
		2025 (T)	0	0
Actual Budget and Shortfall: \$269.37 K				

Shortfall: \$1.39 M



Expenses:
\$436.03 K



INDICATOR STATEMENT	YEAR	BMTS	REPORTED RESULT
ESA_D_1.2.1B	2017 (B)	0	N/A
Number of country offices using ESAR flagship publications to inform policy advocacy and implementation on gender statistics	2022 (M)	1	2
	2023 (M)	1	2
	2024 (M)	1	2
	2025 (T)	1	2

INDICATOR STATEMENT	YEAR	BMTS	REPORTED RESULT
ESA_D_1.2.1C	2021 (B)	0	N/A
Number of CSOs working on gender equality and women's empowerment that have strengthened capacities to exercise their leadership role towards the achievement of GEWE	2022 (M)	13	6
	2023 (M)	13	6
	2024 (M)	13	6
	2025 (T)	13	6

INDICATOR STATEMENT	YEAR	BMTS	REPORTED RESULT
SP_D_0.1.a	(B)	-	N/A
Number of governments that undertake national review processes in response to global intergovernmental outcomes (CO)	2022 (M)		To be reported
	2023 (M)		To be reported
	2024 (M)		To be reported
	2025 (T)		To be reported

INDICATOR STATEMENT	YEAR	BMTS	REPORTED RESULT
SP_D_0.1.d	(B)	-	N/A
Number of partners that have increased capacities to promote/influence gender responsive legislation (CO)	2022 (M)		To be reported
	2023 (M)		To be reported
	2024 (M)		To be reported
	2025 (T)		To be reported

INDICATOR STATEMENT	YEAR	BMTS	REPORTED RESULT
SP_D_0.1.e	(B)	-	N/A
	2022 (M)		To be reported
	2023 (M)		To be reported
	2024 (M)		To be reported
	2025 (T)		To be reported

INDICATOR STATEMENT	YEAR	BMTS	REPORTED RESULT
SP_D_0.1.f	(B)	-	N/A
	2022 (M)		To be reported
	2023 (M)		To be reported
	2024 (M)		To be reported
	2025 (T)		To be reported


INDICATOR STATEMENT	YEAR	BMTS	REPORTED RESULT
SP_D_0.1.h	(B)	-	N/A
Number of multi-stakeholder dialogue processes to promote engagement of governments with civil society and other partners to advance gender equality and women's empowerment (CO, RO, HQ)	2022 (M)		To be reported
	2023 (M)		To be reported
	2024 (M)		To be reported
	2025 (T)		To be reported

INDICATOR STATEMENT	YEAR	BMTS	REPORTED RESULT
SP_D_0.5.c	(B)	-	N/A
	2022 (M)		To be reported
	2023 (M)		To be reported
	2024 (M)		To be reported
	2025 (T)		To be reported

INDICATOR STATEMENT	YEAR	BMTS	REPORTED RESULT
SP_D_0.5.d	(B)	-	N/A
	2022 (M)		To be reported
	2023 (M)		To be reported
	2024 (M)		To be reported
	2025 (T)		To be reported

INDICATOR STATEMENT	YEAR	BMTS	REPORTED RESULT
SP_D_0.5.e	(B)	-	N/A
Number of women and girls, including women and girls living with and/or affected by HIV, with increased capacities to participate in public life and exercise leadership (CO, RO, HQ)	2022 (M)		To be reported
	2023 (M)		To be reported
	2024 (M)		To be reported
	2025 (T)		To be reported

OUTPUT ESA_D_1.2.2

OUTCOME STATEMENT	INDICATOR STATEMENT	YEAR	BMTS	REPORTED RESULT
Planned Budget: \$626.10 K 	ESA_D_1.2.2A	2017 (B)	1	N/A
	Number of regional partnerships established with support from ESARO to strengthen regional statistics and reporting mechanisms, and to advance monitoring on the SDGs	2022 (M)	4	2
		2023 (M)	4	2
		2024 (M)	4	2
		2025 (T)	4	2
Actual Budget and Shortfall: \$237.81 K				

Shortfall: \$388.29 K



Expenses:
\$228.42 K





INDICATOR STATEMENT	YEAR	BMTS	REPORTED RESULT
SP_D_0.1.a	(B)	-	N/A
Number of governments that undertake national review processes in response to global intergovernmental outcomes (CO)	2022 (M)		To be reported
	2023 (M)		To be reported
	2024 (M)		To be reported
	2025 (T)		To be reported

OUTPUT ESA_D_1.2.3

OUTCOME STATEMENT	INDICATOR STATEMENT	YEAR	BMTS	REPORTED RESULT
Regional solidarity and safe spaces supported for diverse gender equality advocates and organizations to influence advocacy agendas related to GEWE.	ESA_D_1.2.3A	2017 (B)	0	N/A
	1.1.a Number of technical support queries completed	2022 (M)		To be reported
		2023 (M)		To be reported
		2024 (M)		To be reported
		2025 (T)		To be reported

Planned Budget:
\$1.01 M



Actual Budget and Shortfall:
\$457.01 K

Shortfall: \$550.57 K



Expenses:
\$179.96 K

INDICATOR STATEMENT	YEAR	BMTS	REPORTED RESULT
ESA_D_1.2.3B	2017 (B)	No	N/A
1.1.b Regional roster of thematic consultants and experts on gender statistics established with UN-Women support.	2022 (M)	2	9
	2023 (M)	4	9
	2024 (M)	6	9
	2025 (T)	8	9

INDICATOR STATEMENT	YEAR	BMTS	REPORTED RESULT
ESA_D_1.2.3E	2020 (B)	22	N/A
Number of data producers and users with strengthened capacities in the collection, analysis, dissemination and use of gender statistics including in improving tier 2 and tier 3 SDGs indicators with UN Women support	2022 (M)		To be reported
	2023 (M)		To be reported
	2024 (M)		To be reported
	2025 (T)		To be reported

INDICATOR STATEMENT	YEAR	BMTS	REPORTED RESULT
ESA_D_1.2.3F	2021 (B)	2	N/A
Number of countries with gender statistics systems conducted and project proposals prepared	2022 (M)		To be reported
	2023 (M)		To be reported
	2024 (M)		To be reported
	2025 (T)		To be reported

INDICATOR STATEMENT	YEAR	BMTS	REPORTED RESULT
SP_D_0.1.c	(B)	-	N/A
Number of tailored knowledge products made available by UN-Women to the Commission on the Status of Women and the Security Council to strengthen the development of gender-responsive intergovernmental outcomes (Desk Review)	2022 (M)		To be reported
	2023 (M)		To be reported
	2024 (M)		To be reported
	2025 (T)		To be reported