

Country-Level Data for Ethiopia country Outcome

XM-DAC-41146-ETH_D_1.1

OUTCOME ETH_D_1.1 [XM-DAC-41146-ETH_D_1.1](#)

All people in Ethiopia enjoy the rights and capabilities to realize their potential in equality and with dignity.

OUTCOME DETAILS

SDG alignment



Impact areas



Governance and participation in public life



Women's economic empowerment



Ending violence against women



Women, peace and security, humanitarian action and disaster risk reduction

Organizational outputs



Norms, laws, policies and institutions

Outcome Description

All people in Ethiopia enjoy the rights and capabilities to realize their potential in equality and with dignity.

UN Partners

UNAIDS




UNDP





UNFPA


UNICEF


WHO

 Financing for gender equality

 Positive social norms

 Access to services, goods and resources

 Women's voice, leadership and agency

 UN system coordination

Policy Marker

GENDER EQUALITY

Humanitarian Scope

No

UN System Function

Advocacy, communications and social mobilization

Capacity development and technical assistance

Comprehensive and disaggregated data (discontinued)

Direct support and service delivery

Intergovernmental Normative Support

Support functions

RESOURCES

\$13.05 M

Planned Budget

\$5.61 M

Actual Budget

PLANNED BUDGET

ACTUAL BUDGET AND SHORTFALL

EXPENSES



Funding Partners

Regular resources (Core):

 UN Women
\$5,000

Other resources (Non-Core)/ Funding Partners:

 Germany
\$17,825


 Denmark \$1,156,021

 Bill & Melinda Gates Foundation \$279,458

 Austria \$970,885

 Norway \$318,748

 Netherlands (the)
\$225,842

 MPTF-UN COVID-19 Response \$72,874

 Ireland \$389,869

 Office for the Coordination of
Humanitarian Affairs (UNOCHA)
\$103,412

 UN AIDS
\$53,157

 Sweden \$1,293,638

 Office for the Coordination of
Humanitarian Affairs (UNOCHA)
\$722,708

TOTAL OTHER RESOURCES (NON-CORE)

\$5,604,435

OUTCOME ETH_D_1.1

B - Baseline M - Milestones T - Target

OUTCOME STATEMENT	INDICATOR STATEMENT	YEAR	BMTS	REPORTED RESULT
All people in Ethiopia enjoy the rights and capabilities to realize their potential in equality and with dignity.	ETH_D_1.1A	2017 (B)	TBD	N/A
	% increase of women in senior level management in the two targeted regional civil service	2022 (M)		To be reported
		2023 (M)		To be reported
		2024 (M)		To be reported
		2025 (T)		To be reported

INDICATOR STATEMENT	YEAR	BMTS	REPORTED RESULT
ETH_D_1.1B	2017 (B)	15	N/A
Number of women MPs promoted to leadership positions in the parliamentary structure	2022 (M)	45%	0
	2023 (M)	55%	0
	2024 (M)	65%	0
	2025 (T)	75%	0

INDICATOR STATEMENT	YEAR	BMTS	REPORTED RESULT
SP_D_0.1.4	2020 (B)	7	N/A
	2022 (M)	0	0
• Complementary Indicator : UNAIDS, UNDP	2023 (M)	1	0
	2024 (M)	3	0
	2025 (T)	3	0

INDICATOR STATEMENT	YEAR	BMTS	REPORTED RESULT
SP_D_0.1.5	2020 (B)	3	N/A
Number of national and/or local (multi) sectoral strategies, policies and/or action plans that are adopted with a focus on gender equality (CO)	2022 (M)		To be reported
	2023 (M)		To be reported
	2024 (M)		To be reported
<ul style="list-style-type: none"> Complementary Indicator : UNAIDS, UNDP, UNFPA, UNICEF 	2025 (T)	1	0

INDICATOR STATEMENT	YEAR	BMTS	REPORTED RESULT
SP_D_0.3.1	2016 (B)	Women (15-49): 63% Men: 28%	N/A
Extent of bias in gender equality attitudes and/or gender social norms among individuals (CO)	2022 (M)		To be reported
	2023 (M)		To be reported
	2024 (M)		To be reported
• Complementary Indicator : UNAIDS, UNFPA, UNICEF	2025 (T)	Women (15-49): 58% Men: 22%	0

INDICATOR STATEMENT	YEAR	BMTS	REPORTED RESULT
SP_D_0.3.3	2020 (B)	Yes	N/A
Number of countries and/or other actors with comprehensive and coordinated VAW prevention strategy (CO)	2022 (M)	Yes	False
	2023 (M)	Yes	False
	2024 (M)	Yes	False
	2025 (T)	Yes	False
• Complementary Indicator : UNDP, UNFPA			

INDICATOR STATEMENT	YEAR	BMTS	REPORTED RESULT
SP_D_0.4.1	2021 (B)	No	N/A
	2022 (M)	Yes	True
• Complementary Indicator : UNAIDS, UNFPA	2023 (M)	Yes	True
	2024 (M)	Yes	True
	2025 (T)	Yes	True

INDICATOR STATEMENT	YEAR	BMTS	REPORTED RESULT
SP_D_0.5.4	2020 (B)	0	N/A
	2022 (M)		To be reported
	2023 (M)		To be reported
	2024 (M)		To be reported
	2025 (T)		To be reported

INDICATOR STATEMENT	YEAR	BMTS	REPORTED RESULT
SP_D_0.7.2	(B)	-	N/A
Percentage of UNCTs that conducted the comprehensive UNCT-SWAP Gender Equality Scorecard in the past four years, and met or exceeded requirements for at least 60% of UNCT-SWAP standards (derived from QCPR indicator 1.4.15) (Desk Review)	2022 (M)		To be reported
	2023 (M)		To be reported
	2024 (M)		To be reported
	2025 (T)		To be reported

INDICATOR STATEMENT	YEAR	BMTS	REPORTED RESULT
SP_D_0.7.3	(B)	-	N/A
Percentage of UN Sustainable Development Cooperation Frameworks that have: a) a dedicated gender equality outcome; and/or b) that mainstream gender equality perspectives across Cooperation Framework outcomes (derived from QCPR indicator 1.4.16) (Desk Review)	2022 (M)		To be reported
	2023 (M)		To be reported
	2024 (M)		To be reported
	2025 (T)		To be reported

INDICATOR STATEMENT	YEAR	BMTS	REPORTED RESULT
SP_D_0.7.6	(B)	-	N/A
Percentage of HCT response plans and strategies that demonstrate the integration of gender equality (Desk Review)	2022 (M)		To be reported
	2023 (M)		To be reported
	2024 (M)		To be reported
	2025 (T)		To be reported

INDICATOR STATEMENT	YEAR	BMTS	REPORTED RESULT
SP_D_1.1A	(B)	-	N/A
SP 2.4.1: Number of gender equality reforms developed and/or being implemented by electoral stakeholders with UN-Women's technical support	2022 (M)		To be reported
	2023 (M)		To be reported
	2024 (M)		To be reported
	2025 (T)		To be reported

INDICATOR STATEMENT	YEAR	BMTS	REPORTED RESULT
SP_D_1.1B	2017 (B)	0	N/A
SP 2.4.2 : Number of women leaders, candidates and aspirants with strengthened capacities to engage in political life, with UN-Women's support	2022 (M)		To be reported
	2023 (M)		To be reported
	2024 (M)		To be reported
	2025 (T)		To be reported

INDICATOR STATEMENT	YEAR	BMTS	REPORTED RESULT
SP_D_1.1C	(B)	-	N/A
SP 2.4.3: Number of gender equality initiatives developed and/or being implemented by parliamentary bodies (Legislative Parliamentary Committees/ Women Caucus/ Speaker of Parliament's Office/Secretariat of the Parliament), with UN-Women's support	2022 (M)		To be reported
	2023 (M)		To be reported
	2024 (M)		To be reported
	2025 (T)		To be reported

INDICATOR STATEMENT	YEAR	BMTS	REPORTED RESULT
SP_D_1.1D	(B)	-	N/A
SP 2.4.4: Number of initiatives developed and/or being implemented to monitor violence against women in politics, with UN-Women's support	2022 (M)		To be reported
	2023 (M)		To be reported
	2024 (M)		To be reported
	2025 (T)		To be reported

INDICATOR STATEMENT	YEAR	BMTS	REPORTED RESULT
SP_D_3.2	(B)	-	N/A
SDG 5.2.2 Proportion of women and girls aged 15 years and older subjected to sexual violence by persons other than an intimate partner in the previous 12 months, by age and place of occurrence (Desk Review)	2022 (M)		To be reported
	2023 (M)		To be reported
	2024 (M)		To be reported
	2025 (T)		To be reported

- SDG Indicator : 5.2.2
- Common Indicator : UNDP, WHO

OUTPUT INDICATOR AND RESULTS

OUTPUT ETH_D_1.1.1

OUTCOME STATEMENT	INDICATOR STATEMENT	YEAR	BMTS	REPORTED RESULT
Planned Budget: \$8.72 M	ETH_D_1.1.1A	2016 (B)	0	N/A
	Percentage increase in the knowledge/skills of trainees in the capacity building training subject matter	2022 (M)	100	120
		2023 (M)	200	120
		2024 (M)	300	120
		2025 (T)	400	120
Actual Budget and Shortfall: \$4.55 M				

Shortfall: \$4.17 M

Expenses:
\$3.50 M

INDICATOR STATEMENT	YEAR	BMTS	REPORTED RESULT
ETH_D_1.1.1C	2016 (B)	No	N/A
Transformational Leadership Training Curriculum institutionalised in Amhara Regional State	2022 (M)		To be reported
	2023 (M)		To be reported
	2024 (M)		To be reported
	2025 (T)		To be reported

INDICATOR STATEMENT	YEAR	BMTS	REPORTED RESULT
ETH_D_1.1.ID	2016 (B)	0	N/A
Number of women MPs able to integrate gender into parliamentary discussions	2022 (M)		To be reported
	2023 (M)		To be reported
	2024 (M)		To be reported
	2025 (T)		To be reported

INDICATOR STATEMENT	YEAR	BMTS	REPORTED RESULT
ETH_D_1.1.1E	2016 (B)	0	N/A
Number of MPs (male and female) that were able to integrate gender in their committee work and legislation	2022 (M)		To be reported
	2023 (M)		To be reported
	2024 (M)		To be reported
	2025 (T)		To be reported

INDICATOR STATEMENT	YEAR	BMTS	REPORTED RESULT
SP_D_0.1.e	2020 (B)	4	N/A
	2022 (M)	4	1
	2023 (M)	5	1
	2024 (M)	7	1
	2025 (T)	9	1

INDICATOR STATEMENT	YEAR	BMTS	REPORTED RESULT
SP_D_0.4.a	2020 (B)	14	N/A
Number of institutions with strengthened capacities to improve the provision of essential services, goods and/or resources for women (CO)	2022 (M)	6	8
	2023 (M)	9	8
	2024 (M)	11	8
	2025 (T)	15	8

INDICATOR STATEMENT	YEAR	BMTS	REPORTED RESULT
SP_D_0.4.d	2020 (B)	2,592	N/A
Number of women accessing information, goods, resources and/or services through UNW supported platforms and programs in humanitarian and development settings (CO)	2022 (M)	8500	15395
	2023 (M)	12100	15395
	2024 (M)	16000	15395
	2025 (T)	18100	15395

OUTPUT ETH_D_1.1.2

OUTCOME STATEMENT	INDICATOR STATEMENT	YEAR	BMTS	REPORTED RESULT
National and sub-national governments, the UN system, development partners, and civil society, produce and use evidence, have improved knowledge, capacity and resources as well as political will to develop, adopt, implement, and monitor legislation, policies, strategies, programs and systems to reduce gender inequality and combat VAWG in all its forms, including CRSV and other violence in crisis and conflict affected settings	ETH_D_1.1.2A	2019 (B)	400	N/A
	Number of women leaders engaged in mentoring women leaders at lower level leadership positions	2022 (M)		To be reported
		2023 (M)		To be reported
		2024 (M)		To be reported
		2025 (T)		To be reported

Planned Budget:

\$2.91 M



Actual Budget and Shortfall:

\$910.14 K

Shortfall: \$2.00 M



Expenses:
\$757.83 K



INDICATOR STATEMENT	YEAR	BMTS	REPORTED RESULT
ETH_D_1.1.2B	2020 (B)	TBD	N/A
Number of vulnerable women reached with assistance in Amhara and Oromia Region	2022 (M)		To be reported
	2023 (M)		To be reported
	2024 (M)		To be reported
	2025 (T)		To be reported

INDICATOR STATEMENT	YEAR	BMTS	REPORTED RESULT
SP_D_0.1.a	2020 (B)	Yes	N/A
Number of governments that undertake national review processes in response to global intergovernmental outcomes (CO)	2022 (M)	Yes	True
	2023 (M)	No	True
	2024 (M)	Yes	True
	2025 (T)	No	True

INDICATOR STATEMENT	YEAR	BMTS	REPORTED RESULT
SP_D_0.1.d	2020 (B)	10	N/A
Number of partners that have increased capacities to promote/influence gender responsive legislation (CO)	2022 (M)	10	7
	2023 (M)	16	7
	2024 (M)	22	7
	2025 (T)	26	7

INDICATOR STATEMENT	YEAR	BMTS	REPORTED RESULT
SP_D_0.1.f	2020 (B)	16	N/A
	2022 (M)	2	0
	2023 (M)	4	0
	2024 (M)	6	0
	2025 (T)	9	0

INDICATOR STATEMENT	YEAR	BMTS	REPORTED RESULT
SP_D_0.1.g	2021 (B)	No	N/A
Number of national AIDS coordinating bodies and/or national multi-sectoral HIV programmes that have strengthened capacity to integrate gender-responsive actions into national HIV strategies (CO)	2022 (M)	Yes	True
	2023 (M)	Yes	True
	2024 (M)		To be reported
	2025 (T)		To be reported

INDICATOR STATEMENT	YEAR	BMTS	REPORTED RESULT
SP_D_0.1.h	2020 (B)	10	N/A
Number of multi-stakeholder dialogue processes to promote engagement of governments with civil society and other partners to advance gender equality and women's empowerment (CO, RO, HQ)	2022 (M)	11	12
	2023 (M)	19	12
	2024 (M)	25	12
	2025 (T)	30	12

INDICATOR STATEMENT	YEAR	BMTS	REPORTED RESULT
SP_D_0.3.b	2020 (B)	5	N/A
	2022 (M)	2	2
	2023 (M)	3	2
	2024 (M)	3	2
	2025 (T)	3	2

INDICATOR STATEMENT	YEAR	BMTS	REPORTED RESULT
SP_D_0.4.b	2020 (B)	No	N/A
Number of countries supported to develop and/or implement guidelines, protocols and standard operating procedures to strengthen EVAWG services in line with the Essential Services Package (CO)	2022 (M)		To be reported
	2023 (M)		To be reported
	2024 (M)		To be reported
	2025 (T)	Yes	True

INDICATOR STATEMENT	YEAR	BMTS	REPORTED RESULT
SP_D_0.4.e	2020 (B)	Yes	N/A
Number of countries with multi stakeholder initiatives in place to prevent and respond to sexual violence including sexual harassment in public and/or private spaces (CO)	2022 (M)	Yes	1
	2023 (M)	Yes	1
	2024 (M)	Yes	1
	2025 (T)	Yes	1

INDICATOR STATEMENT	YEAR	BMTS	REPORTED RESULT
SP_D_0.7.a	2020 (B)	2	N/A
Number of thematic interagency mechanisms/teams that effectively address gender mainstreaming in priority areas (CO, RO, HQ)	2022 (M)	9	5
	2023 (M)	9	5
	2024 (M)	To be reported	
	2025 (T)	9	5

INDICATOR STATEMENT	YEAR	BMTS	REPORTED RESULT
SP_D_0.7.c	2020 (B)	0	N/A
Number of interagency products or services with a focus on gender equality and women's empowerment developed and made available (CO, RO, HQ)	2022 (M)	1	3
	2023 (M)	1	3
	2024 (M)	1	3
	2025 (T)	1	3

OUTPUT ETH_D_1.1.3

OUTCOME STATEMENT	INDICATOR STATEMENT	YEAR	BMTS	REPORTED RESULT
Planned Budget: \$1.32 M	SP_D_0.4.c	2020 (B)	6	N/A
		2022 (M)	3	21
		2023 (M)	4	21
		2024 (M)	6	21
		2025 (T)	7	21

Actual Budget and Shortfall:
\$113.07 K

Shortfall: \$1.21 M



Expenses:
\$62.27 K

All people in Ethiopia enjoy the rights and capabilities to realize their potential in equality and with dignity.

The first outcome the Strategic Note 2021–2025, which is fully aligned to the United Nations Sustainable Cooperation Framework 2020–2025, aims at ensuring women and girls in Ethiopia realize their potential in equality and with dignity. To realize the goal of the outcome, UN Women continued to focus on addressing structural and normative barriers to women’s equality, protection and dignity and women’s and girls’ right to live free of violence, including in those related to violence and displacement, while operating in the enduring conflicts and humanitarian disasters in Ethiopia in 2022. There has been significant progress in developing policies, strategies, programs and systems to reduce gender inequality and combat VAWG in all its forms including conflict related sexual violence and other violence in crisis and conflict affected settings in Ethiopia, supported by UN Women. Therefore, following a year of intense drafting process and a series of consultations, the draft national policy on gender equality and women’s empowerment, which is aligned with the international, regional, and national commitments on GEWE that Ethiopia has entered its final stage and will be submitted for endorsement to the Council of Ministers in 2023. UN Women significantly contributed to the development of the policy as co-chair of the technical committee established to support the policy development process. UN Women support ensured that an inclusivity lens and participatory methodology was followed with government, civil society, women’s rights organizations (WROs), bilateral and multi-lateral partners throughout the process. UN Women facilitated the inclusion of the perspectives of the CSOs, WROs and self-help groups in the policy through organizing policy dialogues and preparation of policy briefs which served as critical inputs for the policy and regional consultations on the draft policy. In addition, multi-sectoral inputs from key sector ministries, UN agencies and development partners have been critical in the policy development process. In addition, UN Women significantly contributed towards advancing gender sensitive legislation. A key milestone in the development of a draft national policy on prevention and response to GBV has been achieved. This breakthrough policy in Ethiopia is the first step in addressing gaps in the normative and legal frameworks on prevention and response to violence against women and girls. It also responds to the global norms and international commitments that the country made. Furthermore, the policy is a result of UN Women’s and civil society years of advocacy, multi-partner coordination and technical support at different levels. UN Women played a key role in the development of the position paper on the need to adopt a comprehensive policy, based on a rapid assessment of GBV related national legislation, initiatives as well as their implementation status. UN Women under the leadership of the Ministry of Women and Social Welfare (MoWSA) has been coordinating the overall development of the policy on prevention and response to GBV and being an integral member of the technical working group (TWG), comprised of key government and non-government actors. UN Women in partnership with civil society advocated for the policy development process to be driven by the inclusivity lense in consultations with government, the House of People’s Representatives (HoPR), women rights organizations, intersectional and diverse CSOs, including women with disability association, pastoralist association, community members and private sectors. Moreover, UN Women contributed to the achievement of this outcome through supporting and promoting the establishment and strengthening of national and regional coordination mechanisms to address violence against women and children (VAWC). UN Women rendered the necessary financial and technical support to strengthen the national coordinating

body (NCB) on prevention and response to VAWC . While formation of the NCB at federal level is remarkable, the establishment of parallel coordination bodies in Oromia and Somali regions has been a milestone. These coordination mechanisms are vital to ensure effective coordination among relevant stakeholders on the prevention and response of VAWC. In addition, through UN Women's support, the Oromia Region ten-year strategic plan on VAWC which aim to accelerate evidence-based multi-sectoral actions to address VAWC and the five-year national strategy aims to address all forms of VAWC have been finalized. The five-year national strategy also is one of key components of the national policy on prevention and response to GBV. UN Women was also officially recognized by the Ministry of Justice (MoJ) for its support to the Ministry's 2021-2022 plan specially for the support to strengthening the NCB and Crime Registration Management System (CRIMS). Further to this, UN Women continued its collaboration with UNICEF to strengthen the NCB and finalization of the national five years strategy, promoting the 'One UN' approach to complement interventions and deliver as one. The endorsement of both strategies will generate a new momentum around a multisectoral, multistakeholder coordination and action to ending VAWC. In 2022, multi-sectoral humanitarian frameworks , strategies and tools become more gender responsive ensuring equitable, safe, and dignified response and recovery mechanisms to enable women and girls who are affected by conflict, humanitarian crisis and displacement to rebuild their lives in sustainable ways, particularly focusing on those that are marginalized and vulnerable. Therefore, UN Women contributed to mainstreaming gender in the humanitarian response in Ethiopia. As a result, the published 2022 humanitarian response plan (HRP) for Ethiopia demonstrated increased integration of gender equality, specifically on women's and girls' needs in relation to gender-based violence and sexual and reproductive health care services, although fell short on including women's economic empowerment and livelihood support. As a results of increased gender integration in the humanitarian response plan, more female survivors of violence were able to access survivor-centred services critical to their health, protection, and recovery in 2022. UN Women contributed significantly towards the enhanced gender mainstreaming in the HRP, as a result of its leadership role and technical expertise in strongly positioning gender in humanitarian action in the humanitarian programme cycle (HPC) analysis working group through enhancing gender analysis, use of sex- and age disaggregated data and gender-targeted indicators. In 2022, UN Women continued to adhere to the theory of change for this outcome ensuring the cross thematic collaboration across among teams and enhanced coordination role of UN Women across the UN system in the country.