

Country-Level Data for Fiji country Outcome XM- DAC-41146-FIJ_O_4

OUTCOME FIJ_O_4 [XM-DAC-41146-FIJ_O_4](#)

Nurturing an empowered workforce and advancing an inclusive UNWomen culture

OUTCOME DETAILS

SDG alignment

Impact areas

 Empowered people

Organizational outputs

Policy Marker

GENDER EQUALITY

Humanitarian Scope

No

UN System Function

Support functions

Outcome Description

Nurturing an empowered workforce and advancing an inclusive UNWomen culture

RESOURCES

\$123.50 K

Planned Budget

\$0.00

Actual Budget

PLANNED BUDGET



OUTCOME INDICATOR AND RESULTS

PLAN PERIOD : 2023-2027

OUTCOME FIJ_O_4

B - Baseline




M - Milestones

T - Target

OUTCOME STATEMENT	INDICATOR STATEMENT	YEAR	BMTS	REPORTED RESULT
Nurturing an empowered workforce and advancing an inclusive UNWomen culture	Average time to select a candidate/complete a recruitment process (Desk Review)	2022 (Baseline)	16 weeks	N/A
		2023 (Milestone)	Desk review	-
		2024 (Milestone)	Desk review	-
		2025 (Milestone)	Desk review	-
		2026 (Milestone)	Desk review	-
		2027 (Target)	Desk review	-

OUTPUT INDICATOR AND RESULTS

OUTPUT FIJ_O_4.1

OUTCOME STATEMENT	INDICATOR STATEMENT	YEAR	BMTS	REPORTED RESULT
<p>With its unique and inclusive culture, UN-Women is an employer of choice with a diverse and highly performing cadre of personnel that embodies UN values.</p> <p>Planned Budget: \$2.94 M</p>  <p>Actual Budget and Shortfall: \$2.67 M</p> <p>Shortfall: \$261.97 K</p>  <p>Expenses: \$2.45 M</p> 	<p>Satisfactory self-audits, at least 2 per year and at least 1 office every two years</p>	2017 (Baseline)	1	N/A
		2023 (Milestone)	questionnaire in development	Questionnaire in finalised draft
		2024 (Milestone)	somewhat satisfied	-
		2025 (Milestone)	satisfied	-
		2026 (Milestone)	satisfied	-
		2027 (Target)	satisfied	-

INDICATOR STATEMENT	YEAR	BMTS	REPORTED RESULT
Full compliance with month-end closure and year-end closure checklist and instruction	2016 (Baseline)	80%	N/A
	2024 (Milestone)	-	-
	2025 (Milestone)	-	-
	2026 (Milestone)	-	-
	2027 (Target)	-	-

INDICATOR STATEMENT	YEAR	BMTS	REPORTED RESULT
Percentage of annual performance management and development reviews completed on time	2017 (Baseline)	40%	N/A
	2024 (Milestone)	-	-
	2025 (Milestone)	-	-
	2026 (Milestone)	-	-
	2027 (Target)	-	-

INDICATOR STATEMENT	YEAR	BMTS	REPORTED RESULT
Number of reviews of the Enterprise Risk Management Framework per year	2017 (Baseline)	1	N/A
	2024 (Milestone)	-	-
	2025 (Milestone)	-	-
	2026 (Milestone)	-	-
	2027 (Target)	-	-