

Country-Level Data for Liberia country Outcome XM-DAC-41146-LBR_D_3.2

OUTCOME LBR_D_3.2 [XM-DAC-41146-LBR_D_3.2](#)


By 2024, the most vulnerable and excluded groups have improved quality of life with rights-based, gender sensitive, inclusive, equitable access and utilization of essential social services in an environment free of discrimination and violence including in humanitarian situations.

OUTCOME DETAILS


SDG alignment




Impact areas

 Ending violence against women

Organizational outputs

 Positive social norms

 Women's voice, leadership and agency

Policy Marker

GENDER EQUALITY

Humanitarian Scope

Outcome Description

The root causes of civil war remain unaddressed. Despite the gains made in maintaining national peace and security, the root causes of the country's 14-year civil war, remained unaddressed. The triggers of conflict include a) an unfinished business of peace and reconciliation and a slow national reconciliation process.

UN Partners

 UNDP

 UNFPA

UNICEF

WHO

No

UN System Function

Advocacy, communications and social mobilization

Capacity development and technical assistance

Direct support and service delivery

Support functions

RESOURCES

\$3.08 M

Planned Budget

\$1.69 M

Actual Budget

PLANNED BUDGET

ACTUAL BUDGET AND SHORTFALL

EXPENSES



Funding Partners

Regular resources (Core):

 UN Women
\$83,918

Other resources (Non-Core)/ Funding Partners:

 UN AIDS
\$35

 Multi-Partner Trust Fund Office
\$446,777

 European Commission -
Spotlight \$1,156,116

TOTAL OTHER RESOURCES (NON-CORE)

\$1,602,928

OUTCOME LBR_D_3.2

B - Baseline M - Milestones T - Target

OUTCOME STATEMENT	INDICATOR STATEMENT	YEAR	BMTS	REPORTED RESULT
By 2024, the most vulnerable and excluded groups have improved quality of life with rights-based, gender sensitive ,inclusive, equitable access and utilization of essential social services in an environment free of discrimination and violence including in humanitarian situations.	LBR_D_3.2A The proportion of ever-partnered women and girls aged 15 years and older subjected to physical, sexual or psychological violence by a current or former intimate partner in the previous 12 months, by form of violence and by age.	2019 (Baseline)	67	N/A
		2020 (Milestone)	57	0
		2021 (Milestone)	47	79
		2022 (Milestone)	37	-
		2023 (Milestone)	30	-
		2024 (Milestone)	42	-
		2025 (Target)	-	-

INDICATOR STATEMENT	YEAR	BMTS	REPORTED RESULT
SP_D_2.4	(Baseline)	-	N/A
SDG 11.5.1 Number of people whose livelihoods were disrupted or destroyed, attributed to disasters, by sex (Not for unit reporting)	2022 (Milestone)	-	4500000
	2023 (Milestone)	-	-
	2024 (Milestone)	-	-
	2025 (Target)	-	-

- SDG Indicator :

INDICATOR STATEMENT	YEAR	BMTS	REPORTED RESULT
SP_D_3.1	(Baseline)	-	N/A
SDG 5.2.1: Proportion of ever-partnered women and girls aged 15 years and older subjected to physical, sexual, or psychological violence by a current or former intimate partner in the previous 12 months, by form of violence and by age (Desk Review)	2022 (Milestone)	-	-
	2023 (Milestone)	-	-
	2024 (Milestone)	-	-
	2025 (Target)	-	-

- SDG Indicator :
- Common Indicator :
- Complementary Indicator :

INDICATOR STATEMENT	YEAR	BMTS	REPORTED RESULT
SP_D_3.1A	2019 (Baseline)	YES	N/A
SP 4.11.1: Number of National Action Plans and Strategies to end violence against women that have a component that addresses social norms, attitudes, and behavior transformation, developed with UN-Women's support	2020 (Milestone)	-	True
	2021 (Milestone)	YES	False
	2023 (Milestone)	-	-
	2024 (Milestone)	-	-
	2025 (Target)	-	-

INDICATOR STATEMENT	YEAR	BMTS	REPORTED RESULT
SP_D_3.1B	2019 (Baseline)	YES	N/A
SP 4.11.2a: Number of countries that have, with UN Women's support, (1) conducted community activities with women and men, boys and girls on gender equality and respectful relationships and (2) developed national informal or formal education curricula on gender and violence against women in primary and/or secondary schools.	2020 (Milestone)	YES	True
	2021 (Milestone)	-	True
	2023 (Milestone)	-	-
	2024 (Milestone)	-	-
	2025 (Target)	-	-

INDICATOR STATEMENT	YEAR	BMTS	REPORTED RESULT
SP_D_3.1C	2020 (Baseline)	NO	N/A
SP 4.11.3: Number of countries supported by UN-Women to improve guidelines, protocols, standard operating procedures (in line with best practices) on the provision of quality services for victims and survivors	2020 (Milestone)	-	True
	2021 (Milestone)	YES	True
	2023 (Milestone)	-	-
	2024 (Milestone)	-	-
	2025 (Target)	-	-

INDICATOR STATEMENT	YEAR	BMTS	REPORTED RESULT
SP_D_3.1D	2018 (Baseline)	YES	N/A
SP 4.11.4: Number of countries that provide information about women's rights to access quality essential services for victims and survivors of violence, with UN-Women's support	2020 (Milestone)	YES	True
	2021 (Milestone)	-	True
	2023 (Milestone)	-	-
	2024 (Milestone)	-	-
	2025 (Target)	-	-

INDICATOR STATEMENT	YEAR	BMTS	REPORTED RESULT
SP_D_3.1E	(Baseline)	-	N/A
SP 4.11.2b: Number of countries that have, with UN Women's support, (1) conducted community activities with women and men, boys and girls on gender equality and respectful relationships and (2) developed national informal or formal education curricula on gender and violence against women in primary and/or secondary schools.	2020 (Milestone)	-	True
	2021 (Milestone)	-	True
	2023 (Milestone)	-	-
	2024 (Milestone)	-	-
	2025 (Target)	-	-

INDICATOR STATEMENT	YEAR	BMTS	REPORTED RESULT
SP_D_3.1F	2020 (Baseline)	NO	N/A
SP 4.11.6a: Number of countries that have, with UN Women's support, put in place measures to address gender-based violence (GBV) during the COVID-19 pandemic, which a) integrate violence prevention and response into COVID- 19 response plans, b), c), d), e)	2020 (Milestone)	-	False
	2021 (Milestone)	YES	True
	2023 (Milestone)	-	-
	2024 (Milestone)	-	-
	2025 (Target)	-	-

INDICATOR STATEMENT	YEAR	BMTS	REPORTED RESULT
SP_D_3.1G	2020 (Baseline)	NO	N/A
SP 4.11.6b: Number of countries that have, with UN Women's support, put in place measures to address gender-based violence (GBV) during the COVID-19 pandemic, which a) , b) raise awareness through advocacy and campaigns, with targeted messages to both women and men, c), d), e)	2020 (Milestone)	-	True
	2021 (Milestone)	YES	True
	2023 (Milestone)	-	-
	2024 (Milestone)	-	-
	2025 (Target)	-	-

INDICATOR STATEMENT	YEAR	BMTS	REPORTED RESULT
SP_D_3.1H	2020 (Baseline)	NO	N/A
SP 4.11.6c: Number of countries that have, with UN Women's support, put in place measures to address gender-based violence (GBV) during the COVID-19 pandemic, which a) , b) , c) provide options for women to report abuse and seek help without alerting perpetrators, d), e)	2020 (Milestone)	-	True
	2021 (Milestone)	YES	True
	2023 (Milestone)	-	-
	2024 (Milestone)	-	-
	2025 (Target)	-	-

INDICATOR STATEMENT	YEAR	BMTS	REPORTED RESULT
SP_D_3.II	2020 (Baseline)	NO	N/A
SP 4.11.6d: Number of countries that have, with UN Women's support, put in place measures to address gender-based violence (GBV) during the COVID-19 pandemic, which a) , b) , c), d) ensure continued functioning of shelters for victims of violence and expand their capacity, e)	2020 (Milestone)	-	True
	2021 (Milestone)	YES	True
	2023 (Milestone)	-	-
	2024 (Milestone)	-	-
	2025 (Target)	-	-

INDICATOR STATEMENT	YEAR	BMTS	REPORTED RESULT
SP_D_3.1J	2020 (Baseline)	NO	N/A
SP 4.11.6e: Number of countries that have, with UN Women's support, put in place measures to address gender-based violence (GBV) during the COVID-19 pandemic, which a) , b) , c), d), e) ensure women's access to justice through police and justice response to address impunity of perpetrators and protect women and their children	2020 (Milestone)	-	True
	2021 (Milestone)	YES	True
	2023 (Milestone)	-	-
	2024 (Milestone)	-	-
	2025 (Target)	-	-

INDICATOR STATEMENT	YEAR	BMTS	REPORTED RESULT
SP_D_3.1K	2020 (Baseline)	0	N/A
SP 4.11.7. Number of women's organizations with increased capacities to respond to and mitigate the pandemic, fight against COVID-19 related gender-based violence, racism, xenophobia, stigma, and other forms of discrimination, prevent and remedy human rights abuses, and ensure longer-term recovery	2020 (Milestone)	-	35
	2021 (Milestone)	5	30
	2023 (Milestone)	-	-
	2024 (Milestone)	-	-
	2025 (Target)	-	-

OUTPUT INDICATOR AND RESULTS

OUTPUT LBR_D_3.2.1

OUTCOME STATEMENT	INDICATOR STATEMENT	YEAR	BMTS	REPORTED RESULT
OUTPUT 3.1: Harmful social norms and practices and other forms of GBV are eliminated through inclusive participation, awareness of the negative impacts and through community driven solutions at the national, county, community, household and individual levels Planned Budget: \$4.62 M	LBR_D_3.2.1A Number of women, girls who participate in community capacity building programmes to promote gender equitable norms, attitudes and behaviours and understand the negative impacts of SGBV/HPs.	2018 (Baseline)	42	N/A
		2020 (Milestone)	175	18849
		2021 (Milestone)	200	6083
		2022 (Milestone)	-	1980
		2023 (Milestone)	220	-
		2024 (Milestone)	250	-
		2025 (Target)	-	-

Actual Budget and Shortfall:

\$6.12 M

Shortfall: \$0.00

Expenses:

\$4.53 M

INDICATOR STATEMENT	YEAR	BMTS	REPORTED RESULT
LBR_D_3.2.1B	2018 (Baseline)	315	N/A
Number of men and boys who participate in participate in community capacity building programmes to pomote gender equitable norms, attitudes and behaviours and understand the negative impacts of SGBV/HPs.	2020 (Milestone)	350 men and boys (175 men and 175 boys)	8959
	2021 (Milestone)	350	6834
	2022 (Milestone)	-	1582
	2023 (Milestone)	-	-
	2024 (Milestone)	150	-
	2025 (Target)	-	-

INDICATOR STATEMENT	YEAR	BMTS	REPORTED RESULT
LBR_D_3.2.1C	2019 (Baseline)	21	N/A
Number of networks/platforms of men and boys developed/strengthened to promote gender equitable norms, attitudes and behaviours and understand the negative impacts of SGBV/HPs.	2020 (Milestone)	3	5
	2021 (Milestone)	3	5
	2022 (Milestone)	-	3
	2023 (Milestone)	-	-
	2024 (Milestone)	4	-
	2025 (Target)	-	-

INDICATOR STATEMENT	YEAR	BMTS	REPORTED RESULT
LBR_D_3.2.1D	2019 (Baseline)	440	N/A
Number of Traditional and religious leaders, paramount chiefs and Elders, traditional Practitioners (including Zoes) with the capacity to prevent HPs, particularly FGM;	2021 (Milestone)	515	907
	2022 (Milestone)	-	446
	2023 (Milestone)	-	-
	2024 (Milestone)	500	-
	2025 (Target)	-	-

INDICATOR STATEMENT	YEAR	BMTS	REPORTED RESULT
LBR_D_3.2.1E	2019 (Baseline)	0	N/A
Number of community-driven programmes/ solutions developed and implemented to prevent FGM.	2021 (Milestone)	5	1
	2023 (Milestone)	-	-
	2024 (Milestone)	-	-
	2025 (Target)	-	-

INDICATOR STATEMENT	YEAR	BMTS	REPORTED RESULT
SP_D_0.3.f	2019 (Baseline)	No	N/A
Number of countries with a process to design and implement VAW prevention strategies, or with VAW prevention interventions based on global norms and standards (CO)	2022 (Milestone)	-	True
	2023 (Milestone)	-	-
	2024 (Milestone)	Yes	-
	2025 (Target)	Yes	-

INDICATOR STATEMENT	YEAR	BMTS	REPORTED RESULT
SP_D_0.4.a	(Baseline)	-	N/A
Number of institutions with strengthened capacities to improve the provision of essential services, goods and/or resources for women (CO, RO, HQ)	2022 (Milestone)	-	25
	2023 (Milestone)	-	-
	2024 (Milestone)	30	-
	2025 (Target)	50	-

INDICATOR STATEMENT	YEAR	BMTS	REPORTED RESULT
SP_D_0.4.b	2022 (Baseline)	Yes	N/A
Number of countries supported to develop and/or implement guidelines, protocols and standard operating procedures to strengthen EVAWG services in line with the Essential Services Package (CO)	2023 (Milestone)	-	-
	2024 (Milestone)	Yes	-
	2025 (Target)	-	-

OUTPUT LBR_D_3.2.4

OUTCOME STATEMENT	INDICATOR STATEMENT	YEAR	BMTS	REPORTED RESULT
OUTPUT 6.I: A coherent, inclusive, and empowered CSO and Women's movement framework to eliminate violence against women and girls is strengthened and operationalized at the national, subnational and community levels.	LBR_D_3.2.4A	2019 (Baseline)	13	N/A
	Number of women's rights groups and relevant CSOs that have strengthened organizational capacities and support to design, implement, monitor and evaluate their own programmes on SGBV/HP	2020 (Milestone)	15	180
		2021 (Milestone)	15	125
		2022 (Milestone)	-	25
		2023 (Milestone)	-	-
		2024 (Milestone)	15	-
		2025 (Target)	20	-

Planned Budget:

\$9.21 M



Actual Budget and Shortfall:

\$2.51 M

Shortfall: \$6.71 M



Expenses:
\$1.40 M



INDICATOR STATEMENT	YEAR	BMTS	REPORTED RESULT
LBR_D_3.2.4B	2019 (Baseline)	13	N/A
Number of womens' rights groups and relevant CSOs with strengthened capacities to network, partner and jointly advocate for progress on ending SGBV and HPs;	2020 (Milestone)	15	778
	2021 (Milestone)	50	204
	2022 (Milestone)	-	57
	2023 (Milestone)	50	-
	2024 (Milestone)	-	-
	2025 (Target)	60	-

INDICATOR STATEMENT	YEAR	BMTS	REPORTED RESULT
LBR_D_3.2.4C	2019 (Baseline)	13	N/A
Number of supported women's right groups and relevant CSOs using the appropriate accountability mechanisms for advocacy on VAWG including SGBV/HPs.	2020 (Milestone)	15	100
	2021 (Milestone)	50	80
	2023 (Milestone)	-	-
	2024 (Milestone)	-	-
	2025 (Target)	-	-

INDICATOR STATEMENT	YEAR	BMTS	REPORTED RESULT
SP_D_0.4.c	(Baseline)	-	N/A
Number of women's organizations with increased capacities to deliver and/or monitor the quality of services, resources and goods for women in humanitarian and development settings (CO, HQ)	2022 (Milestone)	-	576
	2023 (Milestone)	-	-
	2024 (Milestone)	-	-
	2025 (Target)	-	-

INDICATOR STATEMENT	YEAR	BMTS	REPORTED RESULT
SP_D_0.5.d	(Baseline)	-	N/A
Number of civil society organizations working on gender equality and women's empowerment, especially women's organizations, that have strengthened capacity to exercise their leadership role towards the achievement of gender equality and women's empowerment (CO, RO, HQ)	2022 (Milestone)	-	27
	2023 (Milestone)	-	-
	2024 (Milestone)	5	-
	2025 (Target)	-	-

STRATEGIC NOTE OUTCOME PROGRESS NOTE

SHOWING DATA OF : 2022

By 2024, the most vulnerable and excluded groups have improved quality of life with rights-based, gender sensitive ,inclusive, equitable access and utilization of essential social services in an environment free of discrimination and violence including in humanitarian situations.

Efforts were increased to ensure rights-based, gender inclusive and equitable access and utilization of essential services by women from the most vulnerable and excluded groups. 58 organizations representing groups facing multiple and intersecting forms of violence and discrimination were identified in a CSO mapping exercise conducted across five Spotlight counties. These categories include LGBTIQ persons, people with HIV/AIDs, persons with vision impairment, hearing impairment, physical disability, old persons, disadvantaged youth, and persons affected by leprosy. 50 out of the 58 organizations are located in Montserrado county, whereas Grand Gedeh and Nimba reorded only 1 organization each. 26 out of the 50 organizations represent people with physical disabilities. The mapping of these organizations is expected to inform service providers to implement targeted programmes and the Spotlight Initiative grant programme to target the most vulnerable populations.