

Country-Level Data for Rwanda country Outcome

XM-DAC-41146-RWA_D_2.1

OUTCOME RWA_D_2.1 [XM-DAC-41146-RWA_D_2.1](#)

New opportunities are unlocked for women to benefit from Rwanda’s expanding private sector markets

OUTCOME DETAILS

SDG alignment



Impact areas

Organizational outputs

Policy Marker

GENDER EQUALITY

Humanitarian Scope

No

UN System Function

Outcome Description

Related national priorities as defined in the National Strategy for Transformation 2017 - 2024 (NST1) Economic Transformation Pillar: - Priority Area 1: Create 1,500,000 decent and productive jobs for economic development. - Priority Area 3: Establish Rwanda as a Globally Competitive Knowledge-based Economy - Priority Area 5: Increase domestic savings and position Rwanda as a hub for financial services to promote investments

UN Partners

FAO

ILO

UNAIDS



UNDP

UNICEF

RESOURCES

\$364.26 K

Planned Budget

Actual Budget

PLANNED BUDGET

ACTUAL BUDGET AND SHORTFALL

EXPENSES



OUTCOME INDICATOR AND RESULTS

PLAN PERIOD : **2019-2024**

OUTCOME RWA_D_2.1

B - Baseline

M - Milestones

T - Target

OUTCOME STATEMENT

INDICATOR STATEMENT

YEAR

BMTS

REPORTED RESULT

New opportunities are unlocked for women to benefit from Rwanda's expanding private sector markets

Percentage of women who received a loan for business development purposes

YEAR	BMTS	REPORTED RESULT
2016 (Baseline)	38%	N/A
2019 (Milestone)	40%	60
2020 (Milestone)	43%	33%
2021 (Milestone)	46%	36%
2022 (Milestone)	48%	36
2023 (Milestone)	50%	36
2024 (Target)	-	

INDICATOR STATEMENT	YEAR	BMTS	REPORTED RESULT
Percentage of women opening and owning new business enterprises	2017 (Baseline)	32.60%	N/A
	2019 (Milestone)	32.60%	32.60%
	2020 (Milestone)	32.60%	32.60%
	2021 (Milestone)	38%	37.60%
	2022 (Milestone)	38%	37.6
	2023 (Milestone)	38%	37.6
	2024 (Target)	-	

INDICATOR STATEMENT	YEAR	BMTS	REPORTED RESULT
Percentage of public procurement tenders awarded to women-owned enterprises	2017 (Baseline)	13%	N/A
	2019 (Milestone)	15%	13
	2020 (Milestone)	16%	13%
	2021 (Milestone)	17%	13%
	2022 (Milestone)	18%	13
	2023 (Milestone)	20%	13
	2024 (Target)	-	

INDICATOR STATEMENT	YEAR	BMTS	REPORTED RESULT
Number of gender sensitive measures to promote women in business, adopted by private sector actors	2018 (Baseline)	0	N/A
	2019 (Milestone)	2	2
	2020 (Milestone)	3	1
	2021 (Milestone)	4	1
	2022 (Milestone)	5	6
	2023 (Milestone)	6	20
	2024 (Target)	-	

INDICATOR STATEMENT	YEAR	BMTS	REPORTED RESULT
SDG 5.4.1: Proportion of time spent on unpaid domestic and care work, by sex, age and location (Desk Review)	(Baseline)	-	N/A
	2022 (Milestone)	-	-
	2023 (Target)	-	-

INDICATOR STATEMENT	YEAR	BMTS	REPORTED RESULT
SDG 8.3.1 Proportion of informal employment in total employment, by sector and sex (Desk Review)	(Baseline)	-	N/A
	2022 (Milestone)	-	-
	2023 (Milestone)	-	-
	2024 (Target)	-	-

INDICATOR STATEMENT	YEAR	BMTS	REPORTED RESULT
SP 3.9.1: Number of women with strengthened capacities and skills to participate in the economy, including as entrepreneurs, with UN-Women's support	(Baseline)	-	N/A
	2019 (Milestone)	-	743
	2020 (Milestone)	-	2623
	2021 (Target)	-	1447

INDICATOR STATEMENT	YEAR	BMTS	REPORTED RESULT
SP 3.9.2: Number of women entrepreneurs supported to access finance and gender-responsive financial products and services, with UN-Women's support	(Baseline)	-	N/A
	2019 (Milestone)	-	1662
	2020 (Milestone)	-	1292
	2021 (Target)	-	2972




INDICATOR STATEMENT	YEAR	BMTS	REPORTED RESULT
SP 3.9.3: Number of government entities, companies, and/or international organizations that develop and/or implement gender-responsive procurement policies, with UN-Women's support	(Baseline)	-	N/A
	2019 (Milestone)	-	NA
	2020 (Milestone)	-	1
	2021 (Target)	-	102

INDICATOR STATEMENT	YEAR	BMTS	REPORTED RESULT
SP 3.9.4: Number of national and international signatories to the Women Empowerment Principles	(Baseline)	-	N/A
	2019 (Milestone)	-	NA
	2020 (Milestone)	-	4
	2021 (Target)	-	8

INDICATOR STATEMENT	YEAR	BMTS	REPORTED RESULT
SP 3.9.5: Number of countries developing and/or implementing gender-responsive fiscal stimulus packages for COVID-19 economic response and recovery, with UN-Women's support.	(Baseline)	-	N/A
	2020 (Milestone)	-	NA
	2021 (Target)	-	NA

OUTPUT INDICATOR AND RESULTS

OUTPUT RWA_D_2.1.1

OUTCOME STATEMENT	INDICATOR STATEMENT	YEAR	BMTS	REPORTED RESULT	
Women have enhanced skills and access to finance and markets to leverage business opportunities Planned Budget: \$1.96 M  Actual Budget and Shortfall: \$1.83 M Shortfall: \$131.95 K  Expenses: \$1.66 M 	Number of proposed laws, policies and strategies formulated/reviewed to advance women's economic empowerment	2013 (Baseline)	[as of end 2013] 2 (Land and Inheritance Laws) 1 strategy (agriculture,)	N/A	
		2019 (Milestone)		2000	2562
		2020 (Milestone)		2500	1314
		2021 (Milestone)		3000	3105
		2022 (Milestone)		3500	2647
		2023 (Milestone)		4000	2647
		2024 (Target)		4000	

INDICATOR STATEMENT	YEAR	BMTS	REPORTED RESULT
Proportion of women entrepreneurs trained by UN Women who applied their skills in developing business plans to access loans	2018 (Baseline)	0%	N/A
	2019 (Milestone)	40%	86
	2020 (Milestone)	50%	48%
	2021 (Milestone)	60%	77%
	2022 (Milestone)	70%	91
	2023 (Milestone)	75%	91
	2024 (Target)	-	


INDICATOR STATEMENT	YEAR	BMTS	REPORTED RESULT
Number of market platforms/linkages established and operational with UN Women support, for women entrepreneurs.	2018 (Baseline)	0	N/A
	2019 (Milestone)	5	2
	2020 (Milestone)	2	3
	2021 (Milestone)	3	0
	2022 (Milestone)	4	3
	2023 (Milestone)	5	0
	2024 (Target)	5	

INDICATOR STATEMENT	YEAR	BMTS	REPORTED RESULT
Number of targeted women entrepreneurs benefiting from markets linkages facilitated by UN Women	2018 (Baseline)	0	N/A
	2019 (Milestone)	100	139
	2020 (Milestone)	200	1004
	2021 (Milestone)	300	448
	2022 (Milestone)	400	210
	2023 (Milestone)	500	0
	2024 (Target)	500	

INDICATOR STATEMENT	YEAR	BMTS	REPORTED RESULT
Number of women accessing information, goods, resources and/or services through UNW supported platforms and programs in humanitarian and development settings (CO, HQ)	(Baseline)	-	N/A
	2022 (Milestone)	-	26035
	2023 (Milestone)	-	26035
	2024 (Target)	-	

INDICATOR STATEMENT	YEAR	BMTS	REPORTED RESULT
Number of women and girls, including women and girls living with and/or affected by HIV, with increased capacities to participate in public life and exercise leadership (CO, RO, HQ)	(Baseline)	-	N/A
	2022 (Milestone)	-	1031
	2023 (Milestone)	-	1031
	2024 (Target)	-	

OUTPUT RWA_D_2.1.2

OUTCOME STATEMENT	INDICATOR STATEMENT	YEAR	BMTS	REPORTED RESULT
Women's capacity and opportunities to access remunerated off-farm employment increased Planned Budget: \$1.90 M  Actual Budget and Shortfall: \$1.47 M	Number of sectors that produce nationally generated and disaggregated statistics on economic opportunities for women	2013 (Baseline)	1	N/A
		2019 (Milestone)	50%	0
		2020 (Milestone)	60%	82%
		2021 (Milestone)	70%	50
		2022 (Milestone)	80%	95
		2023 (Milestone)	95%	95
		2024 (Target)	95	

Shortfall: \$428.74 K



Expenses:
\$1.12 M

INDICATOR STATEMENT	YEAR	BMTS	REPORTED RESULT
Proportion of UN Women mentored women/girls graduates who obtain employment placements aligned to their skills set	2018 (Baseline)	0%	N/A
	2019 (Milestone)	50%	0
	2020 (Milestone)	60%	42
	2021 (Milestone)	70%	50%
	2022 (Milestone)	80%	95
	2023 (Milestone)	95%	95
	2024 (Target)	94.99	

INDICATOR STATEMENT	YEAR	BMTS	REPORTED RESULT
Number of women and girls vulnerable to COVID-19 who have received UN Women funded livelihood support, e.g. cash transfers, inputs, technical assistance.	2020 (Baseline)	0	N/A
	2020 (Milestone)	1768	2241
	2021 (Milestone)	1768	5890
	2022 (Milestone)	1768	1774
	2023 (Milestone)	-	1774
	2024 (Target)	-	

INDICATOR STATEMENT	YEAR	BMTS	REPORTED RESULT
Number of partners that have increased capacities to advance gender equality and women's empowerment through national and/or local (multi) sectoral strategies, policies and/or action plans (CO, HQ)	(Baseline)	-	N/A
	2022 (Milestone)	-	39
	2023 (Milestone)	-	1
	2024 (Target)	-	

INDICATOR STATEMENT	YEAR	BMTS	REPORTED RESULT
Number of partners with capacities to integrate gender equality into fiscal laws/policies/standards (CO, RO, HQ)	(Baseline)	-	N/A
	2022 (Milestone)	-	35
	2023 (Milestone)	-	0
	2024 (Target)	-	

OUTPUT RWA_D_2.1.3

OUTCOME STATEMENT	INDICATOR STATEMENT	YEAR	BMTS	REPORTED RESULT
Corporate sector actors demonstrate increased understanding of and commitment to implement gender equality and women's empowerment practices	Number of private sector companies trained to promote women friendly work environments through UN Women support	2018 (Baseline)	0	N/A
		2019 (Milestone)	5	10
		2020 (Milestone)	10	4
		2021 (Milestone)	20	14
		2022 (Milestone)	30	26
		2023 (Milestone)	35	26
		2024 (Target)	35	

Planned Budget:
\$307.00 K



Actual Budget and Shortfall:
\$100.19 K

Shortfall: \$206.81 K



Expenses:

\$73.95 K



INDICATOR STATEMENT	YEAR	BMTS	REPORTED RESULT
Number of companies adopting gender sensitive measures as a result of UN Women supported peer-to-peer learning exchange among/between companies.	2018 (Baseline)	0	N/A
	2019 (Milestone)	5	0
	2020 (Milestone)	15	8
	2021 (Milestone)	25	8
	2022 (Milestone)	27	32
	2023 (Milestone)	30	32
	2024 (Target)	30	

INDICATOR STATEMENT	YEAR	BMTS	REPORTED RESULT
Number of partners that have increased capacities to advance gender equality and women's empowerment through national and/or local (multi) sectoral strategies, policies and/or action plans (CO, HQ)	(Baseline)	-	N/A
	2022 (Milestone)	-	39
	2023 (Milestone)	-	1
	2024 (Target)	-	

INDICATOR STATEMENT	YEAR	BMTS	REPORTED RESULT
Number of platforms/web-based databases for dissemination of multi-level disaggregated gender statistics, sex-disaggregated data and knowledge developed (CO)	(Baseline)	-	N/A
	2022 (Milestone)	-	1
	2023 (Milestone)	-	1
	2024 (Target)	-	

STRATEGIC NOTE OUTCOME PROGRESS NOTE

SHOWING DATA OF : 2023

New opportunities are unlocked for women to benefit from Rwanda’s expanding private sector markets

UN Women has contributed to improve the skills and access to finance and unlocking new opportunities for women to benefit from private sector markets. Women are overrepresented in the agriculture sector which performed rather well during the pandemic and in the less resilient informal sector where 91.2% of women are present. In the formal sector, the unemployment rate has increased since the COVID-19 crisis, with a lower female labour force participation recorded. To address this, UN Women Rwanda continued to increase women’s livelihood skills and access to markets and paid work. In 2023: 100 water Tanks were provided to households of women with disabilities in Rubavu District-Kanama Sector to address unequal access to time-saving, climate-resilient infrastructure technology which remains a considerable impediment to women’s economic empowerment in Rwanda 34 female sex workers, 43 teen moms and 67 vulnerable women who were enrolled in Technical and Vocational Education and Training (TVET) specialising in hairdressing and tailoring. 50 girls participated in the 1st national coding camp through African Girls Can Code Initiative (AGCCI) to bridge the gender digital gap. 40 young vulnerable women linked to employment opportunities. Agriculture is a major employer of women in Rwanda and is an important source of livelihood for women leading to systematic benefits not just for women, but for families and society as a whole in reducing hunger, increasing incomes, and strengthening the resilience of rural communities, and contributing to country economic growth. UN Women recognizes the importance of its strategic partnership with the Ministry of Agriculture and Animal Resources (MINAGRI) towards closing existing gender gaps in accessing agricultural assets, inputs and services and how this can contribute to gender equality and women’s empowerment. UN Women Rwanda Country Office therefore joined the Ministry of Agriculture and Animal Resources (MINAGRI) and other stakeholders to organize three-day multi-stakeholders’ knowledge sharing seminar in line with the development of the new edition of the agriculture strategy (PSTA5), to be launched and implemented for a six-year period, from June 2024 through to 2030. UN Women contributed to different sessions and high-level panel discussion on ‘PSTA5: Building Resilient & Sustainable Food Systems’, highlighting the critical role of women and gender equality in the agriculture sector in Rwanda

in enhancing women's well-being and the well-being of their households, creating opportunities for economic growth, greater incomes, productivity, and resilience. Thus, there is need to have reliable information on gender disaggregated data in Agri-value chains, intentional recognition and action to the critical role of women in agriculture as well as increasing access to resources for women to fully participate across the entire Agri-value chains in Rwanda. More gender responsive agri-food systems are required for better production, better nutrition, better environment, and better life for all, so that no one is left behind. The knowledge sharing seminar worked towards the development of its Strategic Plan for Agriculture Transformation (PSTA 5) and supporting the policy process which will contribute to closing gaps in evidence and innovation to inform PSTA 5. The objective of PSTA 5 will be to position the agrifood sector as the key driver for achieving food sovereignty by building resilient, inclusive, and sustainable food systems in order to address key challenges including climate change, natural resource degradation, malnutrition and stunting, low yields, food losses and waste, and weak service provision for access to finance, markets and value addition, as well as a lack of investment in research, innovation, and development. PSTA 5 will also be aligned with the Sustainable Development Goals (SDGs) and the Comprehensive Africa Agriculture Development Programme (CAADP) policy framework for agricultural transformation, wealth creation, food security and nutrition, economic growth and prosperity for all.