

# Country-Level Data for Yemen country Outcome XM-DAC-41146-YEM\_D\_4.2

OUTCOME YEM\_D\_4.2 [XM-DAC-41146-YEM\\_D\\_4.2](#)

**Women have access and are served by humanitarian responses and recovery processes in Yemen**

## OUTCOME DETAILS

### SDG Alignment



### Strategic Plan Thematic (Impact) Areas



Women's Economic Empowerment



Women, Peace and Security

### Strategic Plan Outcome Areas



Access to services



Leadership

### Policy Marker

GENDER EQUALITY

### Outcome Description

Women have access and are served by humanitarian responses and recovery processes in Yemen

**Humanitarian Scope**

Yes

**UN System Function**

-

Capacity development and technical assistance

Support functions

RESOURCES

**\$3.42 M**

Planned Budget

**\$1.69 M**

Actual Budget

PLANNED BUDGET

ACTUAL BUDGET AND SHORTFALL

EXPENSES



**Funding Partners**

Other Resources (Non-Core) / Funding Partners:



Multi-Partner Trust Fund Office  
\$476,744



King Salman Humanitarian  
Center \$1,213,932

**TOTAL OTHER RESOURCES (NON-CORE)**

\$1,690,676

## OUTCOME INDICATOR AND RESULTS

PLAN PERIOD : 2017-2022

### OUTCOME YEM\_D\_4.2

B - Baseline M - Milestones T - Target

OUTCOME STATEMENT	INDICATOR STATEMENT	YEAR	BMTS	REPORTED RESULT
Women have access and are served by humanitarian responses and recovery processes in Yemen	YEM_D_4.2A	2017 (B)	0	N/A
		2017 (M)		To be reported
	2018 (M)		To be reported	
	2019 (M)	1000	1452	
	2020 (M)	0	10	
	2021 (M)		To be reported	
	2022 (T)		To be reported	
	SP_D_0.5.4	(B)	-	N/A
		2017 (M)		To be reported
		2018 (M)		To be reported
2019 (M)			To be reported	
2020 (M)			To be reported	
	2021 (M)		To be reported	

	2022 (T)	To be reported
SP_D_4.2A	(B)	- N/A
SP 5.14.1: Percentage of humanitarian country cluster systems with dedicated gender expertise in countries with UN-Women humanitarian presence	2017 (M)	To be reported
	2018 (M)	To be reported
	2019 (M)	To be reported
	2020 (M)	To be reported
	2021 (M)	To be reported
	2022 (T)	To be reported
	SP_D_4.2B	(B)
SP 5.14.2: Number of women's organizations or institutions supported by UN-Women to play a role in humanitarian response and recovery	2017 (M)	To be reported
	2018 (M)	To be reported
	2019 (M)	To be reported
	2020 (M)	To be reported
	2021 (M)	To be reported
	2022 (T)	To be reported
	SP_D_4.2C	(B)
SP 5.14.3: Number of women and girls directly accessing UN-Women supported humanitarian services	2017 (M)	To be reported
	2018 (M)	To be reported
	2019 (M)	To be reported
	2020 (M)	To be reported
	2021 (M)	To be reported

	2022 (T)	To be reported
SP_D_4.3	(B)	- N/A
Percentage of women and girls as direct beneficiaries in coordinated humanitarian responses (Not for unit reporting)	2017 (M)	To be reported
	2018 (M)	To be reported
	2019 (M)	To be reported
	2020 (M)	To be reported
	2021 (M)	To be reported
	2022 (T)	To be reported

## OUTPUT INDICATOR AND RESULTS

### OUTPUT YEM\_D\_4.2.2

OUTCOME STATEMENT	INDICATOR STATEMENT	YEAR	BMTS	REPORTED RESULT
Humanitarian and crisis response planning, frameworks and programming are more gender inclusive and responsive  Planned Budget: <b>\$455.00 K</b>	YEM_D_4.2.2A  Increase in number of projects submitted to UN pooled funding with 2 or 3 gender marker score	2020 (B)	0	N/A
		2017 (M)		To be reported
		2018 (M)		To be reported
		2019 (M)		To be reported
		2020 (M)	10	0
		2021 (M)	10	14
Actual Budget and Shortfall: <b>\$59.47 K</b>		2022 (T)		To be reported

Shortfall: \$395.53 K



Expenses:

**\$59.47 K**



	2022 (T)	To be reported	
YEM_D_4.2.2B	2020 (B)	0	N/A
Increase in number of women / GBV survivors accessing existing shelters and receiving psychosocial and GBV support.	2017 (M)		To be reported
	2018 (M)		To be reported
	2019 (M)		To be reported
	2020 (M)	25	32
	2021 (M)	70	82
	2022 (T)		To be reported
	YEM_D_4.2.2C	2020 (B)	0
% change in income of women targeted through project interventions	2017 (M)		To be reported
	2018 (M)		To be reported
	2019 (M)		To be reported
	2020 (M)	15	0
	2021 (M)	5	42
	2022 (T)		To be reported
	YEM_D_4.2.2D	2020 (B)	0
# of facilities and organizations supported to provide social cohesion activities	2017 (M)		To be reported
	2018 (M)		To be reported
	2019 (M)		To be reported
	2020 (M)	4	18
	2021 (M)	1	6
	2022 (T)		To be reported

SP_D_0.7.a	0000 (B)	-	N/A
Number of thematic interagency mechanisms/teams that effectively address gender mainstreaming in priority areas (CO, RO, HQ)	2017 (M)		To be reported
	2018 (M)		To be reported
	2019 (M)		To be reported
	2020 (M)		To be reported
	2021 (M)		To be reported
	2022 (T)		To be reported
SP_D_0.7.b	0000 (B)	-	N/A
GLOBAL/UNIT: Number of UN System coordination mechanisms in which UN-Women is actively engaged that drive progress on gender mainstreaming mandates and commitments at global, regional and country levels	2017 (M)		To be reported
	2018 (M)		To be reported
	2019 (M)		To be reported
	2020 (M)		To be reported
	2021 (M)		To be reported
	2022 (T)		To be reported

### OUTPUT YEM\_D\_4.2.3

OUTCOME STATEMENT	INDICATOR STATEMENT	YEAR	BMTS	REPORTED RESULT
Protection for women in temporary shelters and host communities displaced by sudden onset emergencies is promoted through increased access to effective services and protection mechanisms, and enhanced capacity of service providers	YEM_D_4.2.3A	2020 (B)	0	N/A
	Increase in number of women / GBV survivors accessing existing shelters and receiving psychosocial and GBV support.	2017 (M)		To be reported
		2018 (M)		To be reported
		2019 (M)		To be reported

Planned Budget:

**\$1.85 M**



Actual Budget and Shortfall:

**\$799.31 K**

Shortfall: \$1.05 M



Expenses:

**\$685.99 K**






	2020 (M)	To be reported	
	2021 (M)	10	12
	2022 (T)	To be reported	
SP_D_0.4.a	0000 (B)	-	N/A
Number of institutions with strengthened capacities to improve the provision of essential services, goods and/or resources for women (CO)	2017 (M)	To be reported	
	2018 (M)	To be reported	
	2019 (M)	To be reported	
	2020 (M)	To be reported	
	2021 (M)	To be reported	
	2022 (T)	To be reported	
	SP_D_0.4.c	0000 (B)	-
Number of womens organizations with increased capacities to deliver and/or monitor the quality of services, resources and goods for women in humanitarian and development settings (CO)	2017 (M)	To be reported	
	2018 (M)	To be reported	
	2019 (M)	To be reported	
	2020 (M)	To be reported	
	2021 (M)	To be reported	
	2022 (T)	To be reported	
	SP_D_0.4.d	0000 (B)	-
Number of women accessing information, goods, resources and/or services through UNW supported platforms and programs in humanitarian and development settings (CO)	2017 (M)	To be reported	
	2018 (M)	To be reported	
	2019 (M)	To be reported	



2020 (M)	To be reported
2021 (M)	To be reported
2022 (T)	To be reported

#### OUTPUT YEM\_D\_4.2.4

OUTCOME STATEMENT	INDICATOR STATEMENT	YEAR	BMTS	REPORTED RESULT	
<p>Economic opportunities and positive coping mechanisms are promoted for marginalized women and girls affected by protracted and slow onset crises through cash for work, development of capacities and skills, and increased access to assets and partnerships.</p> <p>Planned Budget: <b>\$1.12 M</b></p>  <p>Actual Budget and Shortfall: <b>\$831.90 K</b></p> <p>Shortfall: \$285.10 K</p>  <p>Expenses: <b>\$955.12 K</b></p> 	<p>YEM_D_4.2.4A % change in income of women targeted through project interventions</p>	2020 (B)	0	N/A	
		2017 (M)		To be reported	
		2018 (M)		To be reported	
		2019 (M)		To be reported	
		2020 (M)		To be reported	
		2021 (M)	15	15	
		2022 (T)		To be reported	
		<p>SP_D_0.4.d Number of women accessing information, goods, resources and/or services through UNW supported platforms and programs in humanitarian and development settings (CO)</p>	0000 (B)	-	N/A
			2017 (M)		To be reported
			2018 (M)		To be reported
2019 (M)			To be reported		
2020 (M)			To be reported		
2021 (M)			To be reported		
2022 (T)		To be reported			

**Women have access and are served by humanitarian responses and recovery processes in Yemen**

Women received humanitarian and recovery support through different activities and projects implemented by civil society organisations and partners. This includes providing technical and legal support services, capacity building and institutional building. A highly functional support network is now operational and provides access to protection mechanisms and services to vulnerable women in Al-Mukalla, Hadramout. GBV survivors are able to access protection services. Women and girls GBV survivors accessed psychosocial support and GBV services. Survivors of violence able to access support through hotline services. Stakeholders are aware of GBV risks and the gendered impact of the COVID-19 crisis. Women centers in Hudaidah, Aden and Hadramaut are now able to provide a comprehensive set of services including legal aid, case management, counselling, awareness raising, health care and childcare services to the women in need. Staff of the centers possess enhanced knowledge and skills on GBV management. GBV survivors benefitted from referral services and have now access to mechanisms implemented by government authorities, INGOs and NGOs. Women's center in Hudaidah is now providing enhanced GBV, protection and childcare services to vulnerable women, and applies minimum standard requirements. Women in high-risk situations accessed new sources of income and economic opportunities through targeted cash-based interventions and the development of professional capacities and skills. Marginalized and vulnerable women have increased skills and capacity for income generation. Yemeni Women are able to break the violence circle and own economic independence and being able to support their families in particular women households.