











# Top 10 Funding Partners from 2014–2023













Data as of:  
29 February 2024

| FUNDING PARTNER  | YEAR | TOTAL CONTRIBUTIONS | REGULAR RESOURCES (CORE) | OTHER RESOURCES (NON-CORE) | ASSESSED CONTRIBUTIONS |
|--|------|---------------------|--------------------------|----------------------------|------------------------|
|  Sweden                            | 2014 | \$34,808,624        | \$10,028,653             | \$24,779,971               | \$0.00                 |
|  Finland                           | 2014 | \$33,267,031        | \$26,775,735             | \$6,491,296                | \$0.00                 |
|  Norway                            | 2014 | \$28,394,317        | \$15,920,866             | \$12,473,451               | \$0.00                 |
|  United Kingdom                    | 2014 | \$24,658,588        | \$20,746,902             | \$3,911,686                | \$0.00                 |
|  Switzerland                       | 2014 | \$22,138,488        | \$15,502,363             | \$6,636,125                | \$0.00                 |
|  Australia                         | 2014 | \$17,241,218        | \$7,420,800              | \$9,820,418                | \$0.00                 |
|  Multi-Partner Trust Fund Office | 2014 | \$14,858,375        | \$0                      | \$14,858,375               | \$0.00                 |
|  Denmark                         | 2014 | \$14,179,070        | \$11,049,735             | \$3,129,334                | \$0.00                 |
|  European Commission             | 2014 | \$12,406,585        | \$0                      | \$12,406,585               | \$0.00                 |
|  Netherlands (The)               | 2014 | \$11,227,117        | \$5,044,136              | \$6,182,981                | \$0.00                 |

|  |      |              |              |              |        |
|--|------|--------------|--------------|--------------|--------|
|  Sweden                           | 2015 | \$33,148,518 | \$8,285,004  | \$24,863,514 | \$0.00 |
|  Switzerland                     | 2015 | \$26,528,598 | \$16,311,551 | \$10,217,047 | \$0.00 |
|  Multi-Partner Trust Fund Office | 2015 | \$25,725,857 | \$0          | \$25,725,857 | \$0.00 |
|  Norway                          | 2015 | \$25,129,945 | \$12,562,814 | \$12,567,131 | \$0.00 |
|  United Kingdom                  | 2015 | \$22,547,824 | \$18,860,947 | \$3,686,878  | \$0.00 |
|  Japan                          | 2015 | \$20,155,331 | \$4,686,181  | \$15,469,150 | \$0.00 |
|  Australia                       | 2015 | \$20,083,076 | \$6,218,033  | \$13,865,042 | \$0.00 |
|  Finland                         | 2015 | \$19,409,154 | \$15,167,931 | \$4,241,223  | \$0.00 |
|  Netherlands (The)              | 2015 | \$11,587,026 | \$4,538,523  | \$7,048,503  | \$0.00 |
|  Denmark                       | 2015 | \$10,827,080 | \$8,743,806  | \$2,083,274  | \$0.00 |
|  Sweden                        | 2016 | \$40,319,896 | \$12,724,673 | \$27,595,223 | \$0.00 |
|  Japan                        | 2016 | \$31,182,941 | \$5,197,566  | \$25,985,375 | \$0.00 |
|  United Kingdom                | 2016 | \$25,315,432 | \$15,625,000 | \$9,690,432  | \$0.00 |















|  |      |              |              |              |        |
|--|------|--------------|--------------|--------------|--------|
|  Switzerland                       | 2016 | \$22,890,937 | \$16,343,207 | \$6,547,729  | \$0.00 |
|  Australia                         | 2016 | \$19,487,748 | \$6,276,265  | \$13,211,484 | \$0.00 |
|  Finland                           | 2016 | \$17,961,431 | \$11,337,868 | \$6,623,563  | \$0.00 |
|  Norway                            | 2016 | \$16,189,836 | \$8,877,244  | \$7,312,592  | \$0.00 |
|  Multi-Partner Trust Fund Office   | 2016 | \$14,930,107 | \$0          | \$14,930,107 | \$0.00 |
|  United States Of America          | 2016 | \$14,898,379 | \$7,699,000  | \$7,199,379  | \$0.00 |
|  Netherlands (The)                 | 2016 | \$12,062,418 | \$7,743,363  | \$4,319,055  | \$0.00 |
|  Sweden                            | 2017 | \$44,251,975 | \$17,115,866 | \$27,136,109 | \$0.00 |
|  United Kingdom                   | 2017 | \$25,508,619 | \$16,490,765 | \$9,017,854  | \$0.00 |
|  Norway                          | 2017 | \$23,455,805 | \$9,005,764  | \$14,450,041 | \$0.00 |
|  Multi-Partner Trust Fund Office | 2017 | \$22,511,389 | \$0          | \$22,511,389 | \$0.00 |
|  Japan                           | 2017 | \$22,326,352 | \$5,454,545  | \$16,871,807 | \$0.00 |

|   |      |              |              |              |        |
|---|------|--------------|--------------|--------------|--------|
|  European Commission               | 2017 | \$21,963,027 | \$0          | \$21,963,027 | \$0.00 |
|  Finland                           | 2017 | \$18,605,167 | \$11,614,402 | \$6,990,765  | \$0.00 |
|  Switzerland                       | 2017 | \$17,872,606 | \$15,971,871 | \$1,900,735  | \$0.00 |
|  United States Of America          | 2017 | \$16,093,017 | \$8,499,759  | \$7,593,258  | \$0.00 |
|  Australia                         | 2017 | \$15,796,547 | \$5,898,573  | \$9,897,974  | \$0.00 |
|  Sweden                            | 2018 | \$54,917,231 | \$19,983,236 | \$34,933,995 | \$0.00 |
|  United Kingdom                    | 2018 | \$28,371,716 | \$15,943,878 | \$12,427,839 | \$0.00 |
|  Norway                            | 2018 | \$25,376,625 | \$10,840,454 | \$14,536,171 | \$0.00 |
|  Japan                           | 2018 | \$24,368,275 | \$5,455,357  | \$18,912,918 | \$0.00 |
|  Multi-Partner Trust Fund Office | 2018 | \$22,761,931 | \$0          | \$22,761,931 | \$0.00 |
|  Switzerland                     | 2018 | \$18,714,375 | \$16,177,958 | \$2,536,417  | \$0.00 |
|  Finland                         | 2018 | \$17,415,041 | \$12,077,295 | \$5,337,747  | \$0.00 |

|  |      |              |              |              |        |
|--|------|--------------|--------------|--------------|--------|
|  Australia                       | 2018 | \$16,722,687 | \$6,063,720  | \$10,658,967 | \$0.00 |
|  United States Of America        | 2018 | \$15,181,983 | \$8,500,670  | \$6,681,313  | \$0.00 |
|  Denmark                         | 2018 | \$13,124,939 | \$9,888,100  | \$3,236,839  | \$0.00 |
|  European Commission - Spotlight | 2019 | \$63,210,512 | \$0          | \$63,210,512 | \$0.00 |
|  Sweden                          | 2019 | \$56,140,931 | \$13,051,394 | \$43,089,537 | \$0.00 |
|  Norway                          | 2019 | \$31,250,792 | \$11,700,012 | \$19,550,780 | \$0.00 |
|  Multi-Partner Trust Fund Office | 2019 | \$27,566,500 | \$0          | \$27,566,500 | \$0.00 |
|  United Kingdom                  | 2019 | \$26,739,445 | \$16,224,386 | \$10,515,059 | \$0.00 |
|  European Commission           | 2019 | \$25,221,354 | \$0          | \$25,221,354 | \$0.00 |
|  Finland                       | 2019 | \$20,076,378 | \$11,123,471 | \$8,952,907  | \$0.00 |
|  Switzerland                   | 2019 | \$19,360,807 | \$16,032,064 | \$3,328,743  | \$0.00 |
|  Japan                         | 2019 | \$17,612,893 | \$3,888,181  | \$13,724,712 | \$0.00 |

|  |      |              |              |              |        |
|--|------|--------------|--------------|--------------|--------|
|  Denmark                             | 2019 | \$15,401,520 | \$8,939,050  | \$6,462,470  | \$0.00 |
|  Sweden                             | 2020 | \$71,631,522 | \$18,748,985 | \$52,882,537 | \$0.00 |
|  European Commission -<br>Spotlight | 2020 | \$52,188,613 | \$0          | \$52,188,613 | \$0.00 |
|  Multi-Partner Trust Fund<br>Office | 2020 | \$41,602,577 | \$0          | \$41,602,577 | \$0.00 |
|  Finland                            | 2020 | \$32,283,013 | \$20,196,507 | \$12,086,506 | \$0.00 |
|  Norway                             | 2020 | \$25,545,740 | \$9,659,036  | \$15,886,704 | \$0.00 |
|  Australia                          | 2020 | \$23,123,846 | \$4,573,256  | \$18,550,590 | \$0.00 |
|  Japan                              | 2020 | \$22,514,964 | \$3,821,122  | \$18,693,842 | \$0.00 |
|  European<br>Commission           | 2020 | \$22,469,801 | \$0          | \$22,469,801 | \$0.00 |
|  Switzerland                      | 2020 | \$20,553,679 | \$16,494,845 | \$4,058,834  | \$0.00 |
|  Germany                          | 2020 | \$20,376,062 | \$16,101,469 | \$4,274,593  | \$0.00 |
|  Sweden                           | 2021 | \$63,527,074 | \$12,609,003 | \$50,918,071 | \$0.00 |


|  |      |              |              |              |        |
|--|------|--------------|--------------|--------------|--------|
|  Multi-Partner Trust Fund Office    | 2021 | \$43,889,287 | \$0          | \$43,889,287 | \$0.00 |
|  European Commission - Spotlight   | 2021 | \$35,279,475 | \$0          | \$35,279,475 | \$0.00 |
|  Finland                           | 2021 | \$29,516,332 | \$18,018,018 | \$11,498,314 | \$0.00 |
|  Norway                            | 2021 | \$26,910,089 | \$11,865,610 | \$15,044,479 | \$0.00 |
|  Canada                            | 2021 | \$26,732,102 | \$5,088,624  | \$21,643,478 | \$0.00 |
|  Germany                           | 2021 | \$26,404,492 | \$16,719,275 | \$9,685,217  | \$0.00 |
|  Switzerland                       | 2021 | \$23,120,408 | \$17,410,229 | \$5,710,180  | \$0.00 |
|  Australia                         | 2021 | \$22,445,438 | \$6,023,298  | \$16,422,139 | \$0.00 |
|  Japan                            | 2021 | \$21,145,575 | \$3,630,066  | \$17,515,509 | \$0.00 |
|  Sweden                          | 2022 | \$53,133,645 | \$15,417,823 | \$37,715,822 | \$0.00 |
|  Multi-Partner Trust Fund Office | 2022 | \$46,967,089 | \$0          | \$46,967,089 | \$0.00 |
|  United States Of America        | 2022 | \$46,419,970 | \$10,000,000 | \$36,419,970 | \$0.00 |

|  |      |              |              |              |        |
|--|------|--------------|--------------|--------------|--------|
|  Finland                             | 2022 | \$31,320,410 | \$19,722,815 | \$11,597,595 | \$0.00 |
|  Norway                             | 2022 | \$29,862,972 | \$10,237,828 | \$19,625,144 | \$0.00 |
|  Germany                            | 2022 | \$26,398,282 | \$18,727,241 | \$7,671,041  | \$0.00 |
|  European Commission                | 2022 | \$25,480,363 | \$0          | \$25,480,363 | \$0.00 |
|  Switzerland                        | 2022 | \$25,097,918 | \$16,666,667 | \$8,431,251  | \$0.00 |
|  European Commission -<br>Spotlight | 2022 | \$23,009,440 | \$0          | \$23,009,440 | \$0.00 |
|  Australia                          | 2022 | \$20,037,356 | \$5,598,051  | \$14,439,305 | \$0.00 |
|  Sweden                             | 2023 | \$28,035,161 | \$8,721,776  | \$19,313,385 | \$0.00 |
|  Germany                           | 2023 | \$27,504,148 | \$22,039,712 | \$5,464,436  | \$0.00 |
|  Finland                          | 2023 | \$26,747,424 | \$19,313,305 | \$7,434,120  | \$0.00 |
|  Switzerland                      | 2023 | \$21,971,832 | \$17,505,470 | \$4,466,362  | \$0.00 |
|  Australia                        | 2023 | \$20,076,278 | \$5,352,196  | \$14,724,082 | \$0.00 |
|  Multi-Partner Trust Fund         | 2023 | \$19,456,008 | \$0          | \$19,456,008 | \$0.00 |



Office

---

|   |      |              |              |              |        |
|---|------|--------------|--------------|--------------|--------|
|  Norway             | 2023 | \$19,237,593 | \$9,657,231  | \$9,580,362  | \$0.00 |
|  Japan             | 2023 | \$19,084,788 | \$2,250,000  | \$16,834,788 | \$0.00 |
|  Denmark            | 2023 | \$11,431,010 | \$10,988,935 | \$442,074    | \$0.00 |
|  Peacebuilding Fund | 2023 | \$10,894,442 | \$0          | \$10,894,442 | \$0.00 |

---